

**Oxford Mayor and Council
Work Session
Monday, April 21, 2025 – 6:30 P.M.
Oxford City Hall
110 W. Clark Street, Oxford, Georgia
Agenda**

1. **Mayor's Announcements:**
2. **Committee Reports:** The Trees, Parks and Recreation Board, Planning Commission, Downtown Development Authority, and the Sustainability Committee.
3. **Staff requests nominations from the Council for the July 4th Parade's Grand Marshal**
4. ***Consideration of a Capital Budget Amendment Resolution for FY 2025:** This resolution would transfer funds from capital line items which were over budgeted to those which were under budgeted.
5. ***Discussion of FY 2026 Operating Budget and Capital Budget:** Please see the attached for the current drafts of the Operating Budget and Capital Budget. The Council wished to continue their review at this work session.
6. ***Changes to Oxford's Investment Portfolio:** In meetings between staff and officials representing United Bank, we have recommendations for investments which should increase our income considerably. Mr. Strickland has reviewed our investment policy and is of the opinion that this strategy is in compliance (the policy is attached, see Section 32, p. 16)).
7. ***Update to the Oxford Animal Control Ordinance:** Newton County has requested all municipalities to update their animal control ordinances to provide uniformity across jurisdictions and to ensure compliance with any new state requirements. Chief Anglin and Mr. Strickland have reviewed the suggested ordinance and do not have any concerns.
8. ***Consideration of a Maintenance Bond Agreement with Archer Aviation for Sewer and Water Improvements:** This bond for \$62,435.74 (20% of the project cost) will be in place for one year. The City would be able to call for the funds if there were maintenance requirements on the system which was installed by Evans General Contractors for Archer Aviation.
9. ***Request to Purchase Ford F150 Lightning truck for the Department of Public Works:** This vehicle is included in the approved FY 2025 Capital Budget for \$55,000 (\$25,000 in Electric Capital and \$30,000 in Water/Sewer Capital). Quotes are attached.

10. Other Business:

- a. *Questions or concerns on the City Manager Update.
- b. *City Hall Space Allocation Needs

11. Work Session Meeting Review: Mayor Eady will review all the items discussed during the meeting.

12. Executive Session: An Executive Session could potentially be held for Land Acquisition/Disposition, Addressing Pending or Potential Litigation, and/or Personnel.

*Attachments

Individuals with disabilities who require certain accommodations in order to allow them to observe and/or participate in this meeting, or who have questions regarding the accessibility of the meeting or the facilities are required to contact City Hall at 770-786-7004 promptly to allow the City to make reasonable accommodations for those persons.

CITY OF OXFORD

RESOLUTION

WHEREAS, the Oxford City Council adopted its Capital Budget for Fiscal Year 2025 and Capital Improvement Plan for Fiscal Years 2026 through 2030 on June 3, 2024; and,

WHEREAS, during the Fiscal Year, the Oxford City Council approved expenditures which were not funded or were inadequately funded in the FY 2025 Capital Budget; and,

WHEREAS, the Oxford City Council desires to amend the FY 2025 Capital Budget to provide for these expenditures;.

NOW THEREFORE BE IT RESOLVED, that

The Capital Improvement Budget for the City of Oxford for Fiscal Years 2025 is hereby amended as follows:

#	Account	Original FY 2025 Budget	Budget Change	Amended FY 2025 Budget
1	350-1512-521301-000 UKG Timeclocks Implementation and Equipment	0	+9,507.50	9,507.50
	350-1512-521301-001 Finance Software Upgrade	33,333.00	-9,507.50	23,825.50
2	350-4200-541400-017 Whatcoat Street Improvements	30,000.00	+54,025.72	83,025.72
	350-4270-541400-007 Parking Improvements for Old Church	60,000.00	-54,025.72	5,974.28
3	505-4400-542200-007 Equipment Trailer – Public Works	7,000.00	+500.00	7,500.00
	505-4400-521301-001 Finance Software Upgrade	33,333.00	-500.00	32,833.00
4	350-4224-541203-003 Emory St. Sidewalk, P.O. to Soule	0	+10,204.00	10,204.00
	350-4200-541200-004 E. Clark Street Improvements	50,000.00	-10,204.00	39,796.00
5	323-4200-541400-003 Emory St. Sidewalk, Soule to Rich	0	+366,005.59	366,055.59
	505-4400-542500-002 Smart Meters	300,000.00	-300,000.00	0
	510-4601-542500-002 Smart Meters	300,000.00	-66,005.59	233,994.41

#	Account	Original FY 2025 Budget	Budget Change	Amended FY 2025 Budget
6	323-3200-541302-001 Active Threat/Shooter Equipment	0	+20,000.00	20,000.00
	323-3200-541301-003 Replace Flooring in Police Department	17,000.00	-17,000.00	0
	323-6220-541201-007 Sound Buffering of Pavilion at Asbury Street Park	10,000.00	-3,000.00	7,000.00

Adopted this fifth day of May, 2025.

BY:

ATTEST:

Mayor

City Clerk



Capital Improvement Plan FY 2026 - FY 2030

Capital Budget - July 1, 2025 - June 30, 2026

Adopted xx/xx/2025

Mayor David S. Eady

Councilmembers

Jeff Wearing - Erik Oliver
Laura McCanless - George Holt
Mike Ready - Jim Windham

Bill Andrew, City Manager
Marcia Brooks, City Clerk/Treasurer
Mark Anglin, Police Chief
Jody Reid, Supervisor of Public Works and Utilities

	Project Description	FY2026	FY2027	FY2028	FY2029	FY 2030	Five-Year Total	Comments
General		325,000	150,000	150,000	150,000	150,000	925,000	
	AV System Council Chamber/Courtroom	150,000					150,000	
	Re-editing/formatting/reissue of 175th book	25,000					25,000	
	Land acquisition	150,000	150,000	150,000	150,000	150,000	750,000	Interest earned from GA Fund 1 set aside for land acquisition
Parks, Landscapes, and Recreation		4,372,516	600,000	200,000	-	-	5,172,516	
	Catova Creek Restoration and Greenway Trail	1,027,118					1,027,118	\$900K in Congressional funding
	Nature Parks on Giles and Little properties		200,000	200,000			400,000	Plan and implement improvements
	Coke Street Trail from Watson to Richardson Street		400,000				400,000	Preliminary plan complete; design/engineering and construction remains
	3 Trails Project	3,315,398					3,315,398	\$200k added to original grant amount for contingency cost overruns in original scope
	Gazebo for Asbury Street Park	30,000					30,000	cost is a placeholder pending quote
Streets, Drains, Sidewalks, and Street Lamps		1,409,859	1,683,359	586,273	586,273	1,050,000	5,315,765	
	Emory Street Sidewalk Replacement (Post Office to Soule St.)	610,000					610,000	
	Street Repairs and Resurfacing (annual schedule)	533,359	533,359	536,273	536,273		2,139,265	
	E. Clark Street Improvements	100,000	700,000				800,000	FY 26 - engineering; FY 27 - construction costs
	Stormwater Infrastructure Improvements	60,000	50,000	50,000	50,000	50,000	260,000	audit and prioritization schedule needed
	Emory Street/Highway 81 Bridge and Connectivity over I-20					1,000,000	1,000,000	Assumes cost-sharing with GDOT and City of Covington
	City-Wide Complete Streets Plan and Development	100,000	400,000				500,000	Might be eligible for GDOT funding
	6 foot bush hog (replacement for tractor bushhog)	6,500					6,500	
Electric Utility		440,000	367,500	120,000	-	-	927,500	
	Electric System Improvements	140,000	120,000	120,000			380,000	Annual pole replacement and system upgrades
	Smart Meters	300,000					300,000	
	Large Bucket Truck		247,500				247,500	
Water and Sewer Utility		3,103,700	2,873,700	-	-	-	5,977,400	
	Water Line Replacement (CDBG project)	2,573,700	2,573,700				5,147,400	
	Smart Meters	300,000					300,000	
	Decommission of transite pipe water line on Wesley Street	50,000					50,000	needs to be taken out of service
	Water Line Replacement Godfrey St. (new CDBG project)	100,000	300,000				400,000	engineering in FY 2026, construction in FY 2027
	Sewer Easement Rehabilitation Project	80,000					80,000	
Police Department		20,000	-	-	-	-	20,000	
	Active Threat/Shooter Equipment	20,000					20,000	SPLOST 2023
TOTAL		9,671,075	5,674,559	1,056,273	736,273	1,200,000	18,338,181	

FY2026 Capital Budget v.2 3.24.2025

Account Number		Project Description	FY2026							
			Cost	Capital/Gold Reserve	Georgia Fund 1	Water/Sewer Capital	Electric Capital	SPLOST 2023 Allocations	External Funds	Subtotals
General										325,000
	350.1500.117100.000	Land Acquisition	150,000		150,000					150,000
	350.1512.521301.001	Re-editing/formatting/reissue of 175th Ann. book	25,000	25,000						25,000
	350.1565.542500.001	A/V Upgrades in Council Room/Court Room	150,000	150,000						150,000
Parks, Landscapes, and Recreation										4,372,516
	350.6200.541200.003	Catova Creek Restoration and Greenway Trail	1,027,118	127,118					900,000	1,027,118
	350.6200.541200.013	3 Trails Project	3,315,398	1,315,398					2,000,000	3,315,398
		Gazebo for Asbury Street Park	30,000					30,000		30,000
Streets, Drains, Sidewalks, and Street Lamps										1,409,859
	350.4200.541200.004	E. Clark Street Improvements	100,000	100,000						100,000
	350.4250.541200.019	Stormwater Infrastructure Improvements	60,000	60,000						60,000
	350.4400.542100.004	6 foot bushhog (replacement for tractor bushhog)	6,500	6,500						6,500
	323.4224.541203.003	Emory Street Sidewalk Replacement (Post Office to Soule St.)	610,000					610,000		610,000
	350.4210.521500.001	City Wide Complete Streets Plan and Development	100,000	100,000						100,000
	323.4200.541400.022	Street Repairs and Resurfacing (annual schedule)	533,359					533,359		533,359
Electric Utility										440,000
	510.4601.541402.001	Electric System Improvements	140,000				140,000			140,000
	510.4601.542500.002	Smart Meters	300,000				300,000			300,000
Water and Sewer Utility										3,103,700
	505.4400.541401.001	Water Line Replacement (CDBG project)	2,573,700			1,573,700			1,000,000	2,573,700
	505.4400.542500.002	Smart Meters	300,000			300,000				300,000
	505.4400.541401.002	Decommission of transite pipe water line on Wesley St.	50,000			50,000				50,000
	505.4400.541401.003	Water Line Replacement Godfrey St (new CDBG project)	100,000			100,000				100,000
		Sewer Easement Rehabilitation Project	80,000			80,000				80,000
Police Department										20,000
	350.3200.542200.002	Active Threat/Shooter Equipment	20,000					20,000		20,000
TOTALS			9,671,075	1,884,016	150,000	2,103,700	440,000	1,193,359	3,900,000	9,671,075

Recondiled Balances as of 3/31/2025	
Capital Projects + Gold Reserve	1,553,936
SPLOST 2023	851,776
Water/Sewer Capital	2,218,667
Electric Capital	801,793
Georgia Fund 1	3,670,206
Total Local Funds Available	9,096,377
External Sources	3,900,000
Total Funds Available	12,996,377

estimate 600,000 additional receipts by end of FY 2026

FY2026 Capital Budget v.2 3.24.2025 by request

Account Number		Project Description	FY2026							
			Cost	Capital/Gold Reserve	Georgia Fund 1	Water/Sewer Capital	Electric Capital	SPLOST 2023 Allocations	External Funds	Totals
	350.1500.117100.000	Land Acquisition	150,000		150,000					150,000
	350.1512.521301.001	Re-editing/formatting/reissue of 175th Ann. book	25,000	25,000						25,000
	350.1565.542500.001	A/V Upgrades in Council Room/Court Room	150,000	150,000						150,000
	350.6200.541200.003	Catova Creek Restoration and Greenway Trail	1,027,118	127,118					900,000	1,027,118
	350.6200.541200.013	3 Trails Project	3,315,398	1,315,398					2,000,000	3,315,398
		Gazebo for Asbury St Park	30,000					30,000		30,000
	350.4200.541200.004	E. Clark Street Improvements	100,000	100,000						100,000
	323.4224.541203.003	Emory Street Sidewalk Replacement (Post Office to Soule St)	610,000					610,000		610,000
	323.4200.541400.022	Street Repairs and Resurfacing (annual schedule)	533,359					533,359		533,359
	350.4210.521500.001	City-Wide Complete Streets Plan and Development	100,000	100,000						100,000
	350.4250.541200.019	Stormwater Infrastructure Improvements	60,000	60,000						60,000
	350.4400.542100.004	6 foot bushhog (replacement for tractor bushhog)	6,500	6,500						6,500
	510.4601.541402.001	Electric System Improvements	140,000				140,000			140,000
	505.4400.542500.002									
	510.4601.542500.002	Smart Meters	600,000			300,000	300,000			600,000
	505.4400.541401.001	Water Line Replacement (CDBG Project)	2,573,700			1,573,700			1,000,000	2,573,700
	505.4400.541401.003	Water Line Replacement Godfrey St. (new CDBG project)	100,000			100,000				100,000
	505.4400.541401.002	Decommission of transite pipe water line on Wesley St.	50,000			50,000				50,000
	350.3200.542200.002	Active Threat/Shooter Equipment	20,000					20,000		20,000
Sewer Easement Rehabilitation Project			80,000			80,000				80,000
TOTALS			9,671,075	1,884,016	150,000	2,103,700	440,000	1,193,359	3,900,000	9,671,075

Reconciled Balances as of 3/31/2025	
Capital Projects + Gold Reserve	1,553,936
SPLOST 2023	851,776
Water/Sewer Capital	2,218,667
Electric Capital	801,793
Georgia Fund 1	3,670,206
Total Local Funds Available	9,096,377
External Sources	3,900,000
Total Funds Available	12,996,377



Annual Operating Budget - FY2026

July 1, 2025 - June 30, 2026

Adopted xx/xx/2025

Mayor David S. Eady

Councilmembers

Jeff Wearing - Erik Oliver

Laura McCanless - George Holt

Mike Ready - Jim Windham

Bill Andrew, City Manager

Marcia Brooks, City Clerk/Treasurer

Mark Anglin, Police Chief

Jody Reid, Supervisor of Public Works and Utilities

	Acct Number	Description	FY2024 Budget (Amended)	FY2024 Actual	FY2025 Budget	FY2025 Actual thru January	FY2025 Estimate full year	FY2026 Recommend	Comments
GENERAL FUND - REVENUE									
1	100-0000-311100-000	Real Property Tax-Current Yr.	\$ 172,000	\$ 204,691	226,109	\$ 209,060	\$ 220,000	\$ 235,000	most payments are received by January each year
2	100-0000-311200-000	Property Tax - Prior Year	\$ 4,021	\$ 3,986	3,500	\$ 9,147	\$ 15,680	\$ 10,000	
3	100-0000-311310-000	Motor Vehicle Adv.	\$ 1,500	\$ 1,694	1,000	\$ 678	\$ 1,163	\$ 1,000	
4	100-0000-311315-000	Motor Vehicle TAVT	\$ 180,000	\$ 197,831	183,000	\$ 137,909	\$ 236,415	\$ 225,000	
5	100-0000-311340-000	Intangible Tax	\$ 4,853	\$ 3,100	1,000	\$ 2,079	\$ 3,564	\$ 1,500	
6	100-0000-311600-000	Real Estate Transfer	\$ 1,122	\$ 2,517	1,500	\$ 1,197	\$ 2,053	\$ 1,500	
7	100-0000-311710-000	Electric Franchise Tax	\$ 2,530	\$ 2,454	2,500		\$ -	\$ 2,500	
8	100-0000-311730-000	Gas Franchise Tax	\$ 11,580	\$ 15,465	10,000	\$ 5,613	\$ 9,623	\$ 15,000	
9	100-0000-311750-000	TV Cable Franchise Tax	\$ 30,000	\$ 30,580	32,000	\$ 11,078	\$ 18,991	\$ 30,000	
10	100-0000-311760-000	Telephone Franchise Tax	\$ 4,440	\$ 5,378	1,500	\$ 473	\$ 810	\$ 1,000	
11	100-0000-313100-000	LOST Sales & Use Tax	\$ 582,000	\$ 684,073	605,000	\$ 351,860	\$ 603,189	\$ 650,000	
12	100-0000-316100-000	General Occupational Tax	\$ 11,000	\$ 11,668	11,000	\$ 5,387	\$ 9,234	\$ 10,000	Business License payments
13	100-0000-316200-000	Insurance Premium Tax	\$ 180,000	\$ 203,837	195,000	\$ 219,438		\$ 230,000	One check per year, based on property values
14	100-0000-319000-000	Penalty/Interest on Del Taxes	\$ 1,000	\$ 837	1,000	\$ 1,257	\$ 2,154	\$ 1,250	
15	100-0000-321200-000	General Building Permits	\$ 10,000	\$ 5,418	5,000	\$ 3,477	\$ 5,960	\$ 5,000	
16	100-0000-322901-000	Misc. Income	\$ 250	\$ 7,423	250	\$ 146	\$ 251	\$ 250	
17	100-0000-322990-001	Farmer's Market Permits		\$ 315	50	\$ 320	\$ 549	\$ 600	
18	100-0000-334200-000	State Grants		\$ 15,638	69,485	\$ 29,321		\$ 75,000	Reimbursements for TAG Grant
19	100-0000-335800-000	Intergovernmental Revenues	\$ 56,500	\$ 76,034	28,500		\$ -	\$ 30,000	LMIG
20	100-0000-341400-000	Printing/Duplicating Service	\$ 100	\$ 30	100	\$ 37	\$ 64	\$ 100	
21	100-0000-341910-000	Election Qualifying Fees	\$ 750	\$ 576			\$ -	\$ 750	
22	100-0000-349100-000	Cemetery Fees	\$ 5,000	\$ 7,500	5,000	\$ 3,250	\$ 5,571	\$ 5,000	
23	100-0000-349300-000	Bad Check Fees	\$ 500	\$ 135	250		\$ -	\$ 250	
24	100-0000-351000-000	Fines & Forfeitures	\$ 77,640	\$ 60,376	75,000	\$ 14,152	\$ 24,261	\$ 25,000	
25	100-0000-361000-000	Interest Revenues	\$ 50,000	\$ 166,396	125,000	\$ 103,940	\$ 178,183	\$ 150,000	interest rates less stable in FY 2026
26	100-0000-371000-000	Contributions from Private Sources	\$ 2,000				\$ -		most commonly comes from film donations. Query
27	100-0000-371000-002	July 4th Donations		\$ 2,450	2,000		\$ -	\$ 2,000	
28	100-0000-381000-000	Rents and Royalties	\$ 12,000	\$ 5,375			\$ -		
29	100-0000-381000-002	Rents and Royalties - ASP Pavilion			6,000	\$ 2,200	\$ 3,771	\$ 5,000	
30	100-0000-381000-003	Rents and Royalties - Old Church			5,000		\$ -		
31	100-0000-381000-004	Rents and Royalties - Town Green			1,500		\$ -		
32	100-0000-381001-000	Lease Agreement Income	\$ 33,507	\$ 33,507		\$ 33,296			810 Whatcoat Building Lease - Oxford College.
33	100-0000-381002-000	Lease - Verizon	\$ 30,703	\$ 39,082	30,000	\$ 17,921	\$ 30,722	\$ 39,000	Water Tower Antenna - Verizon Wireless.
34	100-0000-389000-000	Misc. Revenue	\$ 2,000		2,000		\$ -	\$ 1,000	
35	100-0000-392300-000	Proceeds-Dispose of Assets		\$ 8,540			\$ -		
		REVENUES TOTAL	\$ 1,466,996	\$ 1,796,906	1,629,244	\$ 1,163,235	\$ 1,372,206	\$ 1,752,700	

	Acct Number	Description	FY2024 Budget (Amended)	FY2024 Actual	FY2025 Budget	FY2025 Actual thru January	FY2025 Estimate full year	FY2026 Recommend	Comments
GENERAL FUND - EXPENDITURES									
CITY COUNCIL									
1	100.1100.511100.000	Regular Employees	\$ 34,800	\$ 30,000	34,800	\$ 17,500	\$ 30,000	\$ 34,800	
2	100.1100.512200.000	Social Security (FICA)	\$ 2,662	\$ 2,295	2,662	\$ 1,339	\$ 2,295	\$ 2,662	
3	100.1100.523100.000	Liability Insurance	\$ 15,000	\$ 9,255	20,000	\$ 12,499		\$ 15,000	Annual bill in April.
4	100.1100.523600.000	Education & Training	\$ 5,000	\$ 2,579	5,000	\$ 1,258	\$ 2,157	\$ 3,000	
5	100.1400.511100.000	Reg Employees - Election	\$ 750			\$ -	\$ -	\$ 750	
		SUBTOTAL	\$ 58,212	\$ 44,129	62,462	\$ 32,596	\$ 34,452	\$ 56,212	

	Acct Number	Description	FY2024 Budget (Amended)	FY2024 Actual	FY2025 Budget	FY2025 Actual thru January	FY2025 Estimate full year	FY2026 Recommend	Comments
GENERAL GOVERNMENT									
1	100.1500.511100.000	Regular Employees	\$ 298,789	\$ 295,986	345,533	\$ 190,352	\$ 326,318	\$ 352,396	100% of City Clerk, Deputy City Clerk, 2 associate clerks, City Manager, Accounting Specialist
2	100.1500.511300.000	Overtime	\$ 6,000	\$ 6,693	6,000	\$ 5,656	\$ 6,000	\$ 6,000	
3	100.1500.512100.000	Group Insurance	\$ 65,000	\$ 78,186	69,710	\$ 60,382	\$ 103,511	\$ 61,855	Health, Life, Short and Long term disability
4	100.1500.512200.000	Social Security (FICA)	\$ 22,857	\$ 23,078	26,433	\$ 14,995	\$ 25,705	\$ 26,958	
5	100.1500.512400.000	Retirement Plan Expense	\$ 20,250	\$ 9,767	8,500	\$ 6,064	\$ 10,395	\$ 9,096	Stacey portion of defined benefit plan
6	100.1500.512450.000	Retirement Cont. (DC) 401	\$ 17,927	\$ 10,880	20,732	\$ 7,104	\$ 12,178	\$ 21,144	6%
7	100.1500.512700.000	Workers' Comp Insurance	\$ 1,200	\$ 1,168	1,200		\$ 2,125	\$ 2,200	
8	100.1500.512900.000	Unemployment Payments	\$ 6,500				\$ -		
9	100.1500.521200.001	Legal/Professional Services	\$ 125,000	\$ 109,788	130,000	\$ 79,166	\$ 135,713	\$ 135,000	City Attorney, CPA Firm, Audit Services, Tax Assessor's Office
10	100.1500.521200.002	Building Permit (BV)	\$ 7,500	\$ 825	4,000	\$ 5,614	\$ 9,624	\$ 8,000	Contract with Bureau Veritas
11	100.1500.521200.004	Code Enforcement Services	\$ 6,000	\$ 5,135	6,000	\$ 10,595		\$ 6,000	Contract with Bureau Veritas ended in FY 2025
12	100.1500.521202.000	Fire Services - Newton County	\$ 50,000	\$ 53,632	55,000	\$ 61,694		\$ 65,000	Annual tax bill from Newton County
13	100.1500.521300.000	Technical Purchased Service	\$ 65,000	\$ 66,229	75,000	\$ 27,185	\$ 46,603	\$ 72,000	VC3, drug screens/physicals, software licenses, BS&A annual fees (includes additions for CivicPlus website redesign and agenda software)
14	100.1500.522200.000	Repairs & Maintenance	\$ 30,000	\$ 27,958	30,000	\$ 26,879	\$ 46,077	\$ 40,000	
15	100.1500.522200.001	Whatcoat Building Maintenance	\$ 5,000	\$ 2,300			\$ -		removed for FY 2024 - transfer to DDA
16	100.1500.522200.002	YH Welcome Center	\$ 2,000		10,000		\$ -		
17	100.1500.522320.000	Equipment Leases and Rentals	\$ 1,300	\$ 1,336	1,300	\$ 720	\$ 1,233	\$ 1,350	Lease for copier at City Hall
18	100.1500.523100.000	Liability Insurance	\$ 12,800	\$ 9,567	15,000	\$ 13,655		\$ 15,000	Annual bill in April
19	100.1500.523200.000	Telephone - Postage	\$ 26,000	\$ 20,722	22,000	\$ 17,663	\$ 30,279	\$ 30,000	
20	100.1500.523300.000	Advertising & Promotions	\$ 10,000	\$ 4,250	5,000	\$ 3,745	\$ 6,420	\$ 6,000	
21	100.1500.523320.000	July 4th Parade Expenses	\$ 15,000	\$ 19,930	15,000	\$ 3,011	\$ 5,162	\$ 15,000	
22	100.1500.523600.000	Dues & Fees	\$ 12,000	\$ 8,963	15,000	\$ 8,661	\$ 14,847	\$ 15,000	
23	100.1500.523700.000	Education & Training	\$ 10,000	\$ 2,523	10,000	\$ 1,856	\$ 3,181	\$ 7,500	
24	100.1500.531100.000	Supplies & Materials	\$ 17,000	\$ 10,154	15,000	\$ 6,312	\$ 10,820	\$ 10,000	
25	100.1500.531200.000	Energy - Utilities	\$ 17,000	\$ 9,688	10,000	\$ 8,617	\$ 14,772	\$ 15,000	
26	100.1500.531600.000	Small Equipment Under \$5,000	\$ 4,000	\$ 2,902	4,000	\$ 750	\$ 1,286	\$ 2,500	
27	100.1500.531600.001	Computer Upgrades	\$ 4,000		3,900	\$ 3,182	\$ 5,455	\$ 6,000	new PCs for City Hall admin staff
28	100.1500.531700.000	Other/Meetings & Events	\$ 7,500	\$ 3,509	5,000	\$ 2,806	\$ 4,810	\$ 5,000	
29	100.1500.542300.000	Furniture and Fixtures	\$ 2,500	\$ 2,788	8,000	\$ 150	\$ 257	\$ 3,500	add 5,000 for history storyboards and display cabinets (FY 2025)
30	100.1500.579000.000	Contingency - General	\$ 5,000		5,000		\$ -	\$ 5,000	
31	100.1500.579010.000	Contingencies - Cash over & short	\$ 500	\$ 2,210	500	\$ (1,801)	\$ (3,088)	\$ 500	
		SUBTOTAL	\$ 873,623	\$ 790,166	922,808	\$ 565,010	\$ 819,685	\$ 942,998	

	Acct Number	Description	FY2024 Budget (Amended)	FY2024 Actual	FY2025 Budget	FY2025 Actual thru January	FY2025 Estimate full year	FY2026 Recommend	Comments
COURT									
1	100.2500.521200.001	Contract - Judge	\$ 6,250	\$ 6,250	6,250	\$ 3,125	\$ 5,357	\$ 6,250	
2	100.2500.521210.000	Contract - Public Defender	\$ 625		625		\$ -	\$ 625	
3	100.2500.521211.000	Contract - Solicitor	\$ 6,000	\$ 5,800	6,000	\$ 150	\$ 257	\$ 6,000	
4	100.2500.523600.000	Subpoena fee	\$ 400	\$ 25	250	\$ 401	\$ 687	\$ 500	Moved from Police to Court in FY 2023
5	100.2500.523700.000	Education - Clerk	\$ 1,500	\$ 933	1,500	\$ 1,146	\$ 1,965	\$ 2,000	
6	100.2500.523701.000	Education - Judge	\$ 750	\$ 1,965	750		\$ -	\$ 2,000	
7	100.2500.523850.000	Contract - Translator	\$ 500	\$ 600	1,000	\$ 418	\$ 716	\$ 1,000	
8	100.2500.571000.000	Court Disposition Funds Payable	\$ 25,000	\$ 17,513	22,000	\$ 5,029	\$ 8,622	\$ 12,000	Moved from Police to Court in FY 2023
		SUBTOTAL	\$ 41,025	\$ 33,086	38,375	\$ 10,268	\$ 17,603	\$ 30,375	

	Acct Number	Description	FY2024 Budget (Amended)	FY2024 Actual	FY2025 Budget	FY2025 Actual thru January	FY2025 Estimate full year	FY2026 Recommend	Comments
POLICE DEPARTMENT									
1	100.3200.511000.000	Regular Employees	\$ 237,979	\$ 256,362	284,314	\$ 144,720	\$ 248,091	\$ 287,540	100% of Police Chief + 3 officers, Admin Specialist
2	100.3200.511300.000	Overtime	\$ 10,000	\$ 13,222	10,000	\$ 7,738	\$ 13,266	\$ 13,000	
3	100.3200.512100.000	Group Insurance	\$ 20,300	\$ 5,339	23,290	\$ 18,495	\$ 31,705	\$ 46,120	Health, Life, Short and Long term disability
4	100.3200.512200.000	Social Security (FICA)	\$ 18,205	\$ 20,556	21,750	\$ 11,663	\$ 19,994	\$ 21,997	
5	100.3200.512450.000	Retirement Cont. (DC) 401	\$ 14,279	\$ 11,463	14,797	\$ 4,857	\$ 8,326	\$ 17,252	6%
6	100.3200.512700.000	Workers' Comp Insurance	\$ 8,000	\$ 7,824	8,000		\$ 10,955	\$ 11,500	
7	100-3200-521200-000	Legal & Professional	\$ 2,500		2,500		\$ -	\$ 2,500	
8	100.3200.521300.000	Tech Purch Serv/Courtware	\$ 14,400	\$ 13,200	15,000	\$ 8,400	\$ 14,400	\$ 15,000	
9	100.3200.521301.000	Service Contracts	\$ 34,200	\$ 19,101	35,000	\$ 24,171	\$ 41,435	\$ 35,000	Axon (18,358.58), FLOCK (9,000.00)
10	100.3200.521302.000	Technical Services - VC3	\$ 2,400		2,500	\$ 136	\$ 233	\$ 2,500	VC3 Charges
11	100.3200.522200.003	Vehicle Repairs & Maint	\$ 8,000	\$ 12,118	10,000	\$ 1,789	\$ 3,066	\$ 10,000	
12	100.3200.522201.000	Equip Repairs & Maint	\$ 3,000	\$ 839	3,000		\$ -	\$ 3,000	Radio Repair
13	100.3200.522310.000	Rentals	\$ 500	\$ 398	500	\$ 385	\$ 660	\$ 700	Indoor Shooting Range
14	100.3200.523100.000	Liability Insurance	\$ 23,500	\$ 25,095	30,000	\$ 30,071		\$ 33,000	Annual bill in April
15	100.3200.523200.000	Telephone-Postage	\$ 6,200	\$ 5,330	5,000	\$ 4,737	\$ 8,121	\$ 7,500	
16	100.3200.523600.000	Dues & Fees	\$ 200	\$ 219	1,000	\$ 370	\$ 634	\$ 1,000	GA Chiefs' Assoc., IACP, RADAR/LIDAR Cert.
17	100.3200.523700.000	Education & Training	\$ 6,000	\$ 3,600	5,000	\$ 2,030	\$ 3,480	\$ 5,000	
18	100.3200.523900.000	Prisoner Housing & costs	\$ 10,000	\$ 2,340	6,000	\$ 60	\$ 103	\$ 6,000	
19	100.3200.531101.000	Office Supplies & Materials	\$ 2,000	\$ 1,805	2,000	\$ 1,172	\$ 2,009	\$ 3,000	
20	100.3200.531102.000	Operational Supplies & Materials	\$ 5,000	\$ 6,873	3,000	\$ 3,578	\$ 6,133	\$ 5,000	
21	100.3200.531270.000	Gasoline	\$ 10,000	\$ 6,923	7,500	\$ 5,845	\$ 10,020	\$ 7,500	
22	100.3200.531600.000	Small Equipment Under \$5,000	\$ 7,000	\$ 853	7,000	\$ 3,658	\$ 6,270	\$ 7,000	
23	100.3200.531600.001	Computer Upgrades	\$ 3,000	\$ 258	3,000		\$ -	\$ 3,000	
24	100.3200.531700.000	Uniforms	\$ 5,000	\$ 3,825	5,000	\$ 2,925	\$ 5,015	\$ 10,000	changing from black to blue in FY 2026
25	100.3800.342500.000	E-911 Center	\$ 25,000	\$ 13,494	17,000		\$ -	\$ 17,000	
		SUBTOTAL	\$ 476,663	\$ 431,037	522,151	\$ 276,799	\$ 433,916	\$ 571,110	

	Acct Number	Description	FY2024 Budget (Amended)	FY2024 Actual	FY2025 Budget	FY2025 Actual thru January	FY2025 Estimate full year	FY2026 Recommend	Comments
STREET DEPARTMENT									
1	100.4200.511100.000	Regular Employees-Street	\$ 81,901	\$ 85,671	110,412	\$ 56,646	\$ 97,107	\$ 115,118	60% of 3 groundskeepers + 33% of equipment operator/meter reader + 100% of refuse/collection worker
2	100.4200.511300.000	Overtime	\$ 1,500	\$ 1,196	1,500	\$ 1,590	\$ 2,725	\$ 1,500	
3	100.4200.512100.000	Employee Insurance	\$ 20,000	\$ 21,943	37,481	\$ 18,692	\$ 32,043	\$ 40,634	Health, Life, Short and Long term disability
4	100.4200.512200.000	Social Security (FICA)	\$ 6,265	\$ 6,618	8,447	\$ 4,435	\$ 7,603	\$ 8,807	
5	100.4200.512450.000	Retirement Cont. (DC) 401	\$ 4,914	\$ 3,785	6,625	\$ 2,823	\$ 4,840	\$ 6,907	6%
6	100.4200.512700.000	Workers' Comp Insurance	\$ 5,000	\$ 7,383	5,000		\$ 3,295	\$ 3,500	
7	100.4200.521200.001	Professional (Arborist)	\$ 1,500	\$ 750	750	\$ 3,413	\$ 5,850	\$ 3,500	
8	100.4200.521201.000	Professional - Engineering	\$ 5,000	\$ 7,413	5,000		\$ -	\$ 5,000	
9	100.4200.522110.000	Disposal Services-Landfill Fees			12,000	\$ 6,255	\$ 10,723	\$ 12,000	Moved from Solid Waste for FY 2025
10	100.4200.522200.000	Veh & Equip Repairs & Maint	\$ 15,000	\$ 20,390	18,000	\$ 10,716	\$ 18,370	\$ 18,000	
11	100.4200.523600.000	Dues and Fees	\$ 100		100		\$ -	\$ 100	
12	100.4200.523700.000	Education & Training	\$ 500		500		\$ -	\$ 500	
13	100.4200.523850.000	Contract Labor	\$ 7,500	\$ 4,410	28,500	\$ 9,878	\$ 16,934	\$ 25,000	Temporary help; moved 21,000 from Solid Waste
14	100.4200.531100.000	Supplies & Materials	\$ 15,000	\$ 13,824	16,000	\$ 7,903	\$ 13,547	\$ 15,000	Increase in pricing
15	100.4200.531270.000	Gasoline/Diesel	\$ 4,000	\$ 3,268	4,000	\$ 1,988	\$ 3,408	\$ 9,500	added 5,500 from Solid Waste in FY 26
16	100.4200.531600.000	Small Equipment Under \$5,000	\$ 1,500	\$ 1,625	1,500	\$ 1,325	\$ 2,272	\$ 1,500	
17	100.4200.531700.000	Uniforms	\$ 2,500	\$ 4,359	2,500	\$ 2,311	\$ 3,962	\$ 6,200	added 1,700 from Solid Waste in FY 26
18	100.4200.531800.000	Stormwater Management	\$ 3,500	\$ 7,050	4,500		\$ -	\$ 4,500	Annual stormwater report
19	100.4200.531901.000	City Tree Removal	\$ 30,000	\$ 28,238	10,000	\$ 39,300	\$ 67,371	\$ 40,000	Trees continue to decline
20	100.4200.532100.000	Sidewalks	\$ 3,000	\$ 700	5,000		\$ -		
21	100.4221.541200.003	LMIG Street Repairs	\$ 80,000		28,500		\$ -	\$ 30,000	
22	100.4200.541200.011	Street Repairs	\$ 5,000	\$ 10,405	10,000		\$ -	\$ 10,000	
23	100.4200.552200.000	Property Claims <\$1,000	\$ 1,000		1,000		\$ -	\$ 1,000	
		SUBTOTAL	\$ 294,680	\$ 229,028	317,315	\$ 167,275	\$ 290,052	\$ 358,266	
CEMETERY									
1	100.4900.522200.003	Cemetery Found. Maint. Suppl.	\$ 5,000		5,000	\$ 5,000	\$ 5,000	\$ 5,000	
2	100.4900.531900.000	Tree Removal/Planting	\$ 2,500	\$ 1,163	1,500		\$ -	\$ 1,500	Fewer trees are in need of removal
3	100.4900.573000.000	Cemetery Sales Payments to Foundation			3,500	\$ 1,000	\$ 1,714	\$ 2,500	Added for FY 2025 (offset to revenue in prior years)
		SUBTOTAL	\$ 7,500	\$ 1,163	10,000	\$ 6,000	\$ 6,714	\$ 9,000	

	Acct Number	Description	FY2024 Budget (Amended)	FY2024 Actual	FY2025 Budget	FY2025 Actual thru January	FY2025 Estimate full year	FY2026 Recommend	Comments
PARKS AND RECREATION DEPARTMENT									
1	100.6200.511100.000	Regular Employees - Parks & Rec.	\$ 41,845	\$ 21,291	42,168	\$ 13,321	\$ 22,837	\$ 43,208	40% of 3 groundskeepers
2	100.6200.511300.000	Overtime	\$ 500	\$ 7	500	\$ 3	\$ 4	\$ 500	
3	100.6200.512100.000	Group Insurance	\$ 6,500	\$ 9,881	14,370	\$ 6,158	\$ 10,556	\$ 15,689	Health, Life, Short and Long term disability
4	100.6200.512200.000	Social Security (FICA)	\$ 3,201	\$ 1,626	3,226	\$ 969	\$ 1,662	\$ 3,305	
5	100.6200.512450.000	Retirement Cont. (DC) 401	\$ 2,511	\$ 952	2,530	\$ 568	\$ 974	\$ 2,592	6%
6	100.6200.512700.000	Workers' Comp Insurance	\$ 1,000	\$ 397	1,000		\$ 1,760	\$ 2,000	
7	100.6200.521200.001	Professional (arborist)	\$ 700	\$ 2,358	2,000		\$ -	\$ 3,500	
8	100.6200.521300.001	TAG Grant Technical Services		\$ 12,615	59,485	\$ 46,905	\$ 80,409	\$ 75,000	
9	100.6200.522200.003	Veh & Equip Repairs & Maint	\$ 1,000	\$ 1,769	3,000	\$ 6,630	\$ 11,366	\$ 12,000	
10	100.6200.523200.000	Telephone/Postage				\$ 1,047	\$ 1,794	\$ 4,300	wifi equipment in Asbury St Park needs replacing - add \$1,000 in FY 2026; wifi at Old Church
11	100.6200.523850.000	Contract Labor - Temporary Help	\$ 5,000	\$ 60	5,000	\$ 2,723	\$ 4,667	\$ 5,000	
12	100.6200.523850.001	Old Church Events Management Contract			5,000		\$ -	\$ 5,000	cleaning, access management
13	100.6200.531100.000	Supplies & Materials	\$ 21,000	\$ 4,024	23,000	\$ 8,798	\$ 15,082	\$ 21,000	
14	100.6200.531102.000	Supplies & Materials - General Cleaning/Maint.			12,400	\$ 30	\$ 52	\$ 5,000	
15	100.6200.531103.000	TAG Grant Supplies & Materials			10,000		\$ -		
16	100.6200.531104.000	Supplies & Materials - Trees, Plants, Mulch			10,000		\$ -	\$ 16,000	Playground/Asbury St. Park mulch
17	100.6200.531200.000	Energy - Utilities	\$ 7,000	\$ 3,117	5,500	\$ 2,623	\$ 4,496	\$ 5,500	Utilities for Asbury Street Park and Old Church
18	100.6200.531270.000	Gasoline/Diesel	\$ 1,000	\$ 1,311	2,000	\$ 621	\$ 1,065	\$ 1,500	
19	100.6200.531600.000	Small Equipment Under \$5,000	\$ 1,000		1,000		\$ -	\$ 1,000	
20	100.6200.531700.000	Uniforms	\$ 900	\$ 1,946	1,000	\$ 916	\$ 1,570	\$ 1,700	
21	100.6200.531900.000	Tree Board	\$ 21,003	\$ 15,612	27,006	\$ 525	\$ 900	\$ 33,009	Includes expenses for Arbor Day (See note)
22	100.6200.531910.000	City Parks and Trail Maintenance	\$ 45,000	\$ 31,809	45,000	\$ 7,623	\$ 13,068	\$ 35,500	Includes landscape maintenance contract for Asbury Street Park and invasive control/removal (ReForest ATL)
		SUBTOTAL	\$ 159,160	\$ 108,775	275,185	\$ 99,460	\$ 172,262	\$ 292,304	

	Acct Number	Description	FY2024 Budget (Amended)	FY2024 Actual	FY2025 Budget	FY2025 Actual thru January	FY2025 Estimate full year	FY2026 Recommend	Comments
WATER & SEWER FUND - REVENUES									
1	505.0000.344210.000	Water Charges/Sales	\$ 572,000	\$ 615,480	650,000	\$ 427,701	\$ 733,202	\$ 766,500	FY 26 - 730,000 + 5% = 766,500
2	505.0000.344215.000	Water Tap Fees	\$ 4,000	\$ 14,389	5,000	\$ 2,951	\$ 5,059	\$ 5,000	
3	505.0000.344255.000	Sewer Charges/Sales	\$ 239,238	\$ 218,577	220,000	\$ 137,419	\$ 235,575	\$ 246,750	FY 26 = 235,000 + 5% = 246,750
4	505.0000.344256.000	Sewer Tap Fees	\$ 4,000	\$ 7,200	5,000	\$ 3,600	\$ 6,171	\$ 5,000	
5	505.0000.344280.000	Hydrant Meter	\$ 500	\$ 200	500		\$ -	\$ 500	
6	505.0000.361000.000	Interest Revenues	\$ 300	\$ 464	550	\$ 623	\$ 1,068	\$ 1,000	
7	505.4300.344255-001	System Development Charges - Sewer				\$ 2,210		\$ 4,500	
8	505.4440.344210.001	System Development Charges - Water				\$ 732		\$ 1,450	
		TOTAL REVENUES	\$ 820,038	\$ 856,311	881,050	\$ 575,235	\$ 981,074	\$ 1,030,700	
WATER & SEWER FUND - EXPENDITURES									
1	505.4300.511100.000	Regular Employees	\$ 62,856	\$ 58,282	61,802	\$ 32,427	\$ 55,588	\$ 65,561	33% of equipment operator/meter reader + 100% of Public Works Maintenance Worker + 33% of utility billing clerk
2	505.4300.511300.000	Overtime	\$ 3,000	\$ 2,724	3,000	\$ 1,788	\$ 3,065	\$ 3,000	
3	505.4300.512100.000	Employee Insurance	\$ 24,000	\$ 18,614	25,415	\$ 14,957	\$ 25,641	\$ 27,312	Health, Life, Short and Long term disability
4	505.4300.512200.000	Social Security (FICA)	\$ 4,809	\$ 4,458	4,728	\$ 2,617	\$ 4,487	\$ 5,015	
5	505.4300.512450.000	Retirement Cont. (DC) 401	\$ 3,771	\$ 2,586	3,708	\$ 1,574	\$ 2,698	\$ 3,934	6%
6	505.4300.512700.000	Workers' Comp Insurance	\$ 5,000	\$ 4,590	5,000		\$ 3,594	\$ 4,000	
7	505.4300.521200.000	Legal & Professional	\$ 6,000	\$ 50,592	6,500	\$ 4,039	\$ 6,925	\$ 7,000	
8	505.4300.521300.000	Sewer Treatment Fees	\$ 120,000	\$ 140,478	120,000	\$ 86,642	\$ 148,528	\$ 160,000	
9	505.4300.522200.005	Veh & Equip Repairs & Maint		\$ 654	22,000	\$ 800	\$ 1,372	\$ 20,000	Split into three accounts below:
		Building Repairs	\$ 2,500				\$ -		
		Equipment Repair and Rental	\$ 2,500				\$ -		
		Vehicle Repairs	\$ 2,500				\$ -		
10	505.4300.522200.010	Service Contracts	\$ 18,000	\$ 24,192	15,000	\$ 15,644	\$ 26,819	\$ 30,000	Jet Utility, ACS, Utility Service Co., Kraft Power;
11	505.4300.523100.000	Liability Insurance	\$ 4,800	\$ 3,967	7,500	\$ 4,910		\$ 6,000	Annual bill in April
12	505.4300.523200.000	Telephone-Postage	\$ 1,500	\$ 514	1,000	\$ 480	\$ 823	\$ 1,000	
13	505.4300.523600.000	Dues & Fees	\$ 2,000	\$ 1,087	2,000	\$ 5,827	\$ 9,989	\$ 5,000	
14	505.4300.523700.000	Education & Training	\$ 5,000	\$ 3,167	5,000	\$ 1,920	\$ 3,291	\$ 6,500	New employee to maintain W/S license
15	505.4300.523850.000	Contract Labor	\$ 30,000	\$ 62,010	36,500	\$ 37,950	\$ 65,057	\$ 65,000	
16	505.4300.531100.000	Materials & Supplies	\$ 23,000	\$ 25,189	30,000	\$ 8,593	\$ 14,731	\$ 30,000	Increase in costs
17	505.4300.531200.000	Energy - Utilities	\$ 2,500	\$ 2,998	2,500	\$ 2,336	\$ 4,004	\$ 3,500	
18	505.4300.531270.000	Gasoline/Diesel	\$ 4,000	\$ 3,145	4,000	\$ 2,235	\$ 3,832	\$ 4,000	
19	505.4300.531510.000	Water for Resale	\$ 200,000	\$ 229,550	215,000	\$ 150,764	\$ 258,453	\$ 274,143	7/1/25 increase - from 2.34/1000 gal to 2.64/1000 gal; CY 2024 total 103,842 x 2.64
20	505.4300.531600.000	Small Equipment Under \$5,000	\$ 3,000		3,000	\$ 2,688	\$ 4,608	\$ 5,000	
21	505.4300.531700.000	Uniforms	\$ 3,000	\$ 3,292	2,500	\$ 1,619	\$ 2,775	\$ 3,000	Increase in costs
22	505.4300.552200.000	Property Claims <\$1,000	\$ 1,000		1,000		\$ -	\$ 1,000	
23	505.4300.561000.000	Depreciation Expense	\$ 215,000	\$ 219,033	215,000		\$ -	\$ 220,000	
24	505.4300.574000.000	Bad Debt Expense	\$ 8,000		8,000		\$ -	\$ 5,000	
25	505.4300.579000.000	Contingency			5,000		\$ -	\$ 5,000	
26	505.4300.582000.000	GEFA Loan Interest Payback	\$ 2,500	\$ 2,475	2,500	\$ 1,245	\$ 2,134	\$ 3,000	Emory Street Sewer Project + Oxford Rd. (add)
		TOTAL EXPENDITURES	\$ 760,236	\$ 863,597	807,653	\$ 381,054	\$ 648,412	\$ 962,964	

	Acct Number	Description	FY2024 Budget (Amended)	FY2024 Actual	FY2025 Budget	FY2025 Actual thru January	FY2025 Estimate full year	FY2026 Recommend	Comments
ELECTRIC FUND - REVENUES									
1	510.0000.344310.000	Electric Sales	\$ 2,371,000	\$ 2,153,484	2,300,000	\$ 1,351,962	\$ 2,317,650	\$ 2,300,000	% revenue
2	510.0000.344311.000	Penalties After the 15th	\$ 75,000	\$ 58,219	75,000	\$ 29,886	\$ 51,233	\$ 55,000	
3	510.0000.344312.000	Service Charges	\$ 7,800	\$ 6,785	65,000	\$ 6,500	\$ 11,143	\$ 15,000	
4	510.0000.349300.000	Bad Check Fees		\$ 60		\$ 120	\$ 206	\$ 250	
5	510.0000.349900.000	Online Bill Pay Convenience Fee	\$ 500				\$ -		Fees to pay bills online.
6	510.0000.361000.000	Interest Revenue	\$ 200	\$ 395	350	\$ 241	\$ 413	\$ 450	
7	510.0000.361001.001	MCT Dividends	\$ 8,000	\$ 10,796	8,000	\$ 2,921	\$ 5,007	\$ 5,000	
8	510.0000.381000.000	Other - Rebates	\$ 35,000	\$ 3,700	35,000		\$ -	\$ 25,000	Year-End Settlement from MEAG & off-systems sales
9	510.0000.381000.001	Cable Co. Electric Pole Rental		\$ 7,575			\$ -	\$ 7,500	
10	510-0000-392000-000	Proceeds-Dispose of Assets		\$ 2,525			\$ -		
		TOTAL REVENUES	\$ 2,497,500	\$ 2,243,540	2,483,350	\$ 1,391,629	\$ 2,385,651	\$ 2,408,200	
ELECTRIC FUND - EXPENDITURES									
1	510.4600.511110.000	Regular Employees	\$ 144,698	\$ 158,007	156,594	\$ 88,865	\$ 152,341	\$ 163,022	34% of Equipment Operator/Meter Reader + 34% of utility billing clerk + 100% of superintendent and assistant superintendent
2	510.4600.511300.000	Overtime	\$ 6,000	\$ 4,827	6,000	\$ 6,155	\$ 10,551	\$ 10,000	
3	510.4600.512100.000	Employee Insurance	\$ 36,000	\$ 46,574	54,937	\$ 35,327	\$ 60,560	\$ 58,981	Health, Life, Short and Long term disability
4	510.4600.512200.000	Social Security (FICA)	\$ 11,069	\$ 11,919	11,979	\$ 7,269	\$ 12,461	\$ 12,471	
5	510.4600.512400.000	Retirement Plan Expense	\$ 50,000	\$ (62,634)	13,000	\$ 9,096	\$ 15,592	\$ 13,643	Jody Reid portion of projected cost
6	510.4600.512450.000	Retirement Cont. (DC) 401	\$ 3,617	\$ 2,950	9,396	\$ 1,901	\$ 3,258	\$ 9,781	6%
7	510.4600.512700.000	Workers' Comp Insurance	\$ 2,500	\$ 1,377	3,000		\$ 2,521	\$ 3,000	
8	510.4600.521200.001	ECG Professional Services	\$ 70,000	\$ 76,306	84,000	\$ 49,367	\$ 84,629	\$ 85,000	FY 25 amount provided by ECG.
9	510.4600.522200.003	Veh & Equip Repairs & Maint	\$ 10,000	\$ 23,662	20,000	\$ 15,373	\$ 26,353	\$ 30,000	
10	510.4600.522201.001	Power line Tree Trimming	\$ 50,000	\$ 25,594	44,000	\$ 1	\$ 1	\$ 54,000	
11	510.4600.523100.000	Liability Insurance	\$ 12,300	\$ 9,923	15,000	\$ 10,053		\$ 13,000	Annual bill in April
12	510.4600.523200.000	Telephone-Postage	\$ 9,000	\$ 7,119	9,000	\$ 3,539	\$ 6,066	\$ 6,500	
13	510.4600.523600.000	Dues & Fees	\$ 750	\$ 74	500		\$ -	\$ 500	
14	510.4600.523600.001	Online Bill Pay Merchant Fee	\$ 500	\$ 21,511	18,000	\$ 16,703	\$ 28,633	\$ 30,000	
15	510.4600.523700.000	Linemen Training	\$ 7,500	\$ 1,730	7,500	\$ 1,810	\$ 3,102	\$ 5,000	This is the cost for the training program
16	510.4600.523701.000	Education & Training	\$ 5,000		5,000		\$ -	\$ 12,754	CDL Class A Certification Class (\$5,377 x 2) + vehicle rental for test (\$1,000 x 2)
17	510.4600.523850.000	Contract Labor	\$ 30,000	\$ 57,432	25,000	\$ (16,785)		\$ 25,000	
18	510.4600.531100.000	Supplies & Materials	\$ 25,000	\$ 68,161	20,000	\$ 35,623	\$ 61,068	\$ 70,000	Cost of Materials is considerably higher
19	510.4600.531200.000	Energy/Utilities	\$ 7,500	\$ 6,004	6,500	\$ 3,959	\$ 6,786	\$ 7,000	
20	510.4600.531270.000	Gasoline/Diesel	\$ 6,500	\$ 6,078	6,500	\$ 4,069	\$ 6,976	\$ 7,000	
21	510.4600.531530.000	Electricity Purchased	\$ 1,500,000	\$ 1,235,937	1,314,741	\$ 835,276	\$ 1,431,902	\$ 1,351,322	MEAG forecast for FY 2026
22	510.4600.531600.000	Small Equipment Under \$5,000	\$ 3,000	\$ 1,429	3,000	\$ 1,267	\$ 2,171	\$ 3,000	
23	510.4600.531700.000	Uniforms	\$ 5,500	\$ 7,280	5,500	\$ 4,316	\$ 7,398	\$ 7,500	Increase in costs
24	510.4600.541004.000	Street Lights	\$ 2,000		2,000		\$ -	\$ -	
25	510-4600-552200-000	Property Claims <\$1,000		\$ 239	1,000		\$ -	\$ 1,000	
26	510.4600.561003.000	Depreciation	\$ 100,000	\$ 126,308	100,000		\$ -	\$ 130,000	
27	510-4600-573001-001	Refund Oxford College			65,717	\$ 65,717			payment 2 of 2 in FY 2025
28	510.4600.574000.000	Bad Debt Expense	\$ 15,000	\$ (439)	15,000		\$ -	\$ 10,000	
29	510.4600.579000.000	Contingency			5,000	\$ 41,592	\$ 71,301	\$ 15,000	
		TOTAL EXPENDITURES	\$ 2,113,435	\$ 1,837,368	2,027,864	\$ 1,220,490	\$ 1,993,671	\$ 2,134,475	

	Acct Number	Description	FY2024 Budget (Amended)	FY2024 Actual	FY2025 Budget	FY2025 Actual thru January	FY2025 Estimate full year	FY2026 Recommend	Comments
SOLID WASTE FUND - REVENUES									
1	540.0000.344110.000	Refuse Collection Charges	\$ 225,170	\$ 200,936	219,000	\$ 136,434	\$ 233,888	\$ 231,500	19,305.46 (Feb 2025 billed) x 12
2	540.0000.344130.000	Sale of Recycled Materials	\$ 100	\$ 595	600	\$ 315	\$ 540	\$ 600	
3	540.0000.344190.000	Bulk/White Goods Pickup		\$ 200		\$ 275	\$ 471	\$ 500	
4	540.0000.389000.000	Miscellaneous Income			400		\$ -	\$ 400	
		TOTAL REVENUES	\$ 225,270	\$ 201,731	220,000	\$ 137,024	\$ 234,899	\$ 233,000	
SOLID WASTE FUND - EXPENDITURES									
1	540.4300.511100.000	Regular Employee - Sanitation	\$ 39,832	\$ 25,375	9,750	\$ 6,829	\$ 11,706	\$ 13,305	33% of utility billing clerk
2	540.4300.511300.000	Overtime	\$ 500		500		\$ -	\$ 500	
4	540.4300.512100.000	Group Insurance	\$ 8,500	\$ 6,998	12,000	\$ 7,347	\$ 12,596	\$ 10,495	Health, Life, Short and Long term disability
5	540.4300.512200.000	Social Security (FICA)	\$ 3,047	\$ 1,907	746	\$ 522	\$ 896	\$ 1,018	
6	540.4300.512450.000	Retirement Cont. (DC) 401	\$ 2,390	\$ 1,259	585	\$ 242	\$ 414	\$ 798	6%
7	540.4300.512700.000	Workers' Comp Insurance	\$ 1,000	\$ 209	1,000		\$ -	\$ 500	
8	540.4300.522110.000	Disposal Services-Landfill Fees	\$ 14,000	\$ 12,227			\$ -		Move to Streets for FY 2025
9	540.4300.522111.000	College Walk Dumpster Fees	\$ 7,000	\$ 6,380	7,000	\$ 2,900	\$ 4,971	\$ 5,000	
10	540.4300.522200.003	Vehicle & Equip Repairs & Maint	\$ 3,000		3,000		\$ -	\$ 3,000	
11	540.4300.523100.000	Liability Insurance	\$ 500	\$ 327	1,000	\$ 379		\$ 500	
12	540.4300.523580.000	Contract Labor	\$ 10,000	\$ 17,452		\$ 430	\$ 737	\$ 750	Move to Streets for FY 2025
13	540.4300.523581.000	Contracted Garbage Pickup	\$ 121,000	\$ 123,026	123,000	\$ 62,180	\$ 106,594	\$ 123,000	10,250 x 12
14	540.4300.523600.000	Dues & Fees	\$ 500		500		\$ -	\$ 500	
15	540-4590-523852-001	Bulk/White Goods Pickup		\$ 175	250	\$ 175	\$ 300	\$ 300	
16	540.4300.531100.000	Supplies & Materials	\$ 6,500	\$ 7,379	6,500	\$ 127	\$ 218	\$ 7,500	
17	540.4300.531270.000	Gasoline/Diesel	\$ 4,500	\$ 5,056	4,500	\$ 3,095	\$ 5,305		Moved to Streets for FY 2026
18	540.4300.531600.000	Small Equipment Under \$5,000	\$ 1,000				\$ -		
19	540.4300.531700.000	Uniforms	\$ 1,000	\$ 1,015	1,000	\$ 990	\$ 1,698		Moved to Streets for FY 2026
20	540.4300.574000.000	Bad Debt Expense	\$ 1,000				\$ -		
21	540.4300.579000.000	Contingency					\$ -		
		TOTAL EXPENDITURES	\$ 225,270	\$ 208,785	171,331	\$ 85,217	\$ 145,436	\$ 167,166	

	Acct Number	Description	FY2024 Budget (Amended)	FY2024 Actual	FY2025 Budget	FY2025 Actual thru January	FY2025 Estimate full year	FY2026 Recommend	Comments
	Fund 100	General Fund							
		Revenues	\$ 1,466,996	\$ 1,796,906	1,629,244	\$ 1,163,235	\$ 1,372,206	\$ 1,752,700	
		Prior Year Unassigned F. Balance	\$ -						
		Transfers from W&S	\$ 59,802		73,397				
		Transfers from Electric	\$ 384,065		396,985				
		Transfers from Solid Waste	\$ -		48,669				
		General Fund Revenues	\$ 1,910,863	\$ 1,796,906	2,148,295	\$ 1,163,235	\$ 1,372,206	\$ 1,752,700	
		Expenditures							
	100-1100	City Council	\$ 58,212	\$ 44,129	62,462	\$ 32,596	\$ 34,452	\$ 56,212	
	100-1500	General Government	\$ 873,623	\$ 790,166	922,808	\$ 565,010	\$ 819,685	\$ 942,998	
	100-2500	Court	\$ 41,025	\$ 33,086	38,375	\$ 10,268	\$ 17,603	\$ 30,375	
	100-3200	Police Department	\$ 476,663	\$ 431,037	522,151	\$ 276,799	\$ 433,916	\$ 571,110	
	100-4200	Street Department	\$ 294,680	\$ 229,028	317,315	\$ 167,275	\$ 290,052	\$ 358,266	
	100-6200	Parks and Recreation Department	\$ 159,160	\$ 108,775	275,185	\$ 99,460	\$ 172,262	\$ 292,304	
	100-4900	Cemetery	\$ 7,500	\$ 1,163	10,000	\$ 6,000	\$ 6,714	\$ 9,000	
		General Fund Expenditures	\$ 1,910,863	\$ 1,637,384	2,148,296	\$ 1,157,408	\$ 1,774,685	\$ 2,260,266	
		General Fund BALANCE	\$ (0)	\$ 159,522	(1)	\$ 5,827	\$ (402,479)	\$ (507,566)	
	Fund 505	Water & Sewer Fund							
		Revenues	\$ 820,038	\$ 856,311	881,050	\$ 575,235	\$ 981,074	\$ 1,030,700	
		Transfers from General Fund		\$ 982					
		Transfers from Capital Funds		\$ 7,365					
		Expenditures	\$ 760,236	\$ 863,597	807,653	\$ 381,054	\$ 648,412	\$ 962,964	
		Transfers to G/F	\$ 59,802		73,397				
		W & S Fund Expenditures	\$ 820,038	\$ 863,597	881,050	\$ 381,054	\$ 648,412	\$ 962,964	
		W & S Fund BALANCE	\$ (0)	\$ 1,061	-	\$ 194,181	\$ 332,662	\$ 67,736	
	Fund 510	Electric Fund							
		Revenues	\$ 2,497,500	\$ 2,243,540	2,483,350	\$ 1,391,629	\$ 2,385,651	\$ 2,408,200	
		Transfer from General Fund		\$ 1,500					
		Transfer from Capital Projects		\$ 92,404					
		Cash out MCT						\$ 102,726	MCT balance as of 3/31/2025
		Expenditures	\$ 2,113,435	\$ 1,837,368	2,027,864	\$ 1,220,490	\$ 1,993,671	\$ 2,134,475	
		Transfers to G/F	\$ 384,065		396,985				
		Electric Fund Expenditures	\$ 2,497,500	\$ 1,837,368	2,424,849	\$ 1,220,490	\$ 1,993,671	\$ 2,134,475	
		Electric Fund BALANCE	\$ 0	\$ 500,077	58,501	\$ 171,140	\$ 391,979	\$ 376,451	
	Fund 540	Solid Waste							
		Revenues	\$ 225,270	\$ 201,731	220,000	\$ 137,024	\$ 234,899	\$ 233,000	
		Transfer from Electric	\$ 33,156						
		Solid Waste Revenues	\$ 258,426	\$ 201,731	\$ 220,000	\$ 137,024	\$ 234,899	\$ 233,000	
		Expenditures	\$ 225,270	\$ 208,785	171,331	\$ 85,217	\$ 145,436	\$ 167,166	
		Transfers to G/F	\$ -		-				
		Solid Waste Fund Expenditures	\$ 225,270	\$ 208,785	171,331	\$ 85,217	\$ 145,436	\$ 167,166	
		Solid Waste Fund BALANCE	\$ 33,156	\$ (7,054)	48,669	\$ 51,808	\$ 89,463	\$ 65,834	
	Totals	ALL FUNDS TOTAL							
		Revenues	\$ 5,486,827	\$ 5,200,740	\$ 5,732,695	\$ 3,267,124	\$ 4,973,830	\$ 5,527,326	
		Expenditures	\$ 5,453,671	\$ 4,547,134	\$ 5,625,526	\$ 2,844,169	\$ 4,562,204	\$ 5,524,871	
		Balance	\$ 33,156	\$ 653,606	107,169	\$ 422,956	\$ 411,626	\$ 2,455	

Personal Services Wages Cost by Department
FY 2026

Name	FY 2025 Total Wages Cost	100-1100 City Council	100-1500 Administration	100-3200 Police	100-4200 Streets	100-6200 Parks & Rec	505-4300 Water/Sewer	510-4600 Electric	540-4300 Solid Waste	
CITY COUNCIL										
Eady	\$6,000.00	\$6,000.00								
Holt	\$4,800.00	\$4,800.00								
McCanless	\$4,800.00	\$4,800.00								
Oliver	\$4,800.00	\$4,800.00								
Ready	\$4,800.00	\$4,800.00								
Wearing	\$4,800.00	\$4,800.00								
Windham	\$4,800.00	\$4,800.00								
CITY CLERK/CITY MANAGER STAFF										
Andrew	\$108,000.00		\$108,000.00							
Brooks	\$65,000.00		\$65,000.00							
Carr	\$38,062.70		\$38,062.70							
Mathis	\$36,302.57		\$36,302.57							
Mullen	\$63,016.15		\$63,016.15							
Nolley	\$42,014.11		\$42,014.11							
Watkins	\$39,133.71						\$12,914.12	\$12,914.12	\$13,305.46	
POLICE DEPARTMENT										
Anglin	\$85,000.00			\$85,000.00						
Brooks	\$60,414.31			\$60,414.31						
Merrifield	\$27,566.24			\$27,566.24						
Wagstaff	\$56,043.05			\$56,043.05						
White	\$58,516.77			\$58,516.77						
PUBLIC WORKS										
Ballard	\$40,947.54				\$13,512.69		\$13,512.69	\$13,922.16		
Brown	\$45,713.20							\$45,713.20		
Carrizalez	\$36,302.57				\$21,781.54	\$14,521.03				
Houston	\$39,133.71						\$39,133.71			
Kirkland	\$36,793.32				\$36,793.32					
Nolley	\$36,228.63				\$21,737.18	\$14,491.45				
Reid	\$90,472.74							\$90,472.74		
Vacant Groundskeeper	\$35,489.27				\$21,293.56	\$14,195.71				
TOTALS	\$1,074,950.59	\$34,800.00	\$352,395.53	\$287,540.37	\$115,118.29	\$43,208.19	\$65,560.52	\$163,022.23	\$13,305.46	\$1,074,950.59

Personal Services Insurance Cost by Department
FY 2026

Name	FY 2025 Total Insurance Cost	100-1100 City Council	100-1500 Administration	100-3200 Police	100-4200 Streets	100-6200 Parks & Rec	505-4300 Water/Sewer	510-4600 Electric	540-4300 Solid Waste	
CITY COUNCIL										
Eady	\$0.00	\$0.00								
Holt	\$0.00	\$0.00								
McCanless	\$0.00	\$0.00								
Oliver	\$0.00	\$0.00								
Ready	\$0.00	\$0.00								
Wearing	\$0.00	\$0.00								
Windham	\$0.00	\$0.00								
CITY CLERK/CITY MANAGER STAFF										
Andrew	\$21,400.39		\$21,400.39							
Brooks	\$948.17		\$948.17							
Carr	\$12,869.89		\$12,869.89							
Mathis	\$12,882.61		\$12,882.61							
Mullen	\$13,035.13		\$13,035.13							
Nolley	\$718.75		\$718.75							
Watkins	\$30,866.54						\$10,185.96	\$10,185.96	\$10,494.62	
POLICE DEPARTMENT										
Anglin	\$852.07			\$852.07						
Brooks	\$22,226.00			\$22,226.00						
Merrifield	\$0.00			\$0.00						
Wagstaff	\$22,226.00			\$22,226.00						
White	\$816.31			\$816.31						
PUBLIC WORKS										
Ballard	\$12,896.29				\$4,255.78		\$4,255.78	\$4,384.74		
Brown	\$22,148.24							\$22,148.24		
Carrizalez	\$13,435.25				\$8,061.15	\$5,374.10				
Houston	\$12,869.89						\$12,869.89			
Kirkland	\$12,844.57				\$12,844.57					
Nolley	\$12,844.57				\$7,706.74	\$5,137.83				
Reid	\$22,261.76							\$22,261.76		
Vacant Groundskeeper	\$12,943.09				\$7,765.86	\$5,177.24				
TOTALS	\$261,085.57	\$0.00	\$61,854.96	\$46,120.39	\$40,634.10	\$15,689.17	\$27,311.63	\$58,980.70	\$10,494.62	\$261,085.57

Marcia Brooks

From: Jody Reid
Sent: Wednesday, April 16, 2025 2:19 PM
To: Marcia Brooks
Subject: Fw: Budget number for 55' aerial

Sent from my Verizon, Samsung Galaxy smartphone
Get [Outlook for Android](#)

From: Tim Luker <Tim.Luker@altec.com>
Sent: Friday, March 21, 2025 1:58:08 PM
To: Jody Reid <JReid@oxfordgeorgia.org>
Subject: Budget number for 55' aerial

Jody, budget price for an Altec AA55 with jib mounted on Freightliner 4x2 chassis is \$247,500.00. Delivery mid/late 2026. Call with any questions please.

Tim Luker
Altec Inc
404-247-2579



Budget Request Form FY2026

Item: City's Electric System

Purpose: To make sure the City's electric Circuits are durable and last for many years

Estimated Cost: \$140,000

Justification (how will this item contribute to your department's efforts toward accomplishment of the City's goals):

14 poles South of Bonnel St on Emory St, 4 poles on Stone St between Emory St and Haygood St. And 5 poles feeding Curtis Jackson's property off of Emory St. And 2 power bank Poles behind Main Stay Academy School. 25 poles all together.

Department: Electric By: Jody Reid.



Budget Request Form FY2026

Item: 6 Foot Bush hog

Purpose: For Cutting sewer and Water and power line right of ways.

Estimated Cost: 6,500

Justification (how will this item contribute to your department's efforts toward accomplishment of the City's goals):

This peice of equipment will help us keep tree's
From growing up into the city's Electrical grid
all over the City.

Department: Electric, water & Sewer By: Jody Reid



HAYS TRACTOR & EQUIPMENT, INC.

545 State Highway 11
Social Circle, GA 30025
Phone: 770-786-3334
Fax: 770-786-3335

www.haystractor.com

Invoice #	001-0
Date	2/18/2025
Time	9:04 AM

PO #:	
Document #:	001-2553
Due Date:	3/20/2025

Salesman:	Andrew Massey
Ship Via:	
Terms:	Net 30

CITY OF OXFORD		
110 WEST CLARK ST		
OXFORD	GA	30054-2274
Contact:	(770) 786-7004	

Wholegood Estimate

Ship To:		

Item Number	Description	Qty	Price	Amount	Disc	Subtotal	Sales Tax	Extended Amount	Back Order	Drop Ship
Quote Wholegood										
72" HEAVY DUTY ROTARY CUTTER- 4"CAP- 10YR LTD WARRANTY		1.00	\$6,500.00	\$6,500.00		\$6,500.00		\$6,500.00		
Quote Wholegood										
72" HEAVY DUTY ROTARY CUTTER- 4"CAP- 5YR LTD WARRANTY		1.00	\$4,650.00	\$4,650.00		\$4,650.00		\$4,650.00		

Cash	Check/Check#	CC/CC Type	On Acct.	Mfg Credit	CIT	Deposit	Other
\$0.00	\$0.00	\$0.00	\$0.00	\$0.00	\$0.00	\$0.00	\$0.00

--

Summary of Charges	
\$0.00	Taxable
\$11,150.00	Non-Taxable
\$11,150.00	Subtotal
\$0.00	Sales Tax
\$11,150.00	Total
\$0.00	Amount Tendered
\$0.00	Change Due

Customer Signature	Date
--------------------	------

Exempt Tax Cert #:	
Expiration Date:	

Printed:2/18/2025 9:32 AM

City of Oxford
FY 2026 Operating Budget Notes
4/7/2025

Fund Projections

FY 2025

- A shortfall is anticipated in the General Fund based on actual costs through January 2025 extrapolated to full year estimates. Based on these same estimates, we do expect there to be adequate balances in the Enterprise funds (Water/Sewer, Electric, and Solid Waste) to cover the anticipated shortfall. See p. 12 of the budget document.
- The City spent \$71,301 for unanticipated weather events, which is contributing to the shortfall. Expenses included lodging, food, and hours for electric crews on two different occasions.

FY 2026

- A shortfall is anticipated in the General Fund based on current expenditures budgeted. Based on revenue estimates, it does not appear that there will be adequate balances in the Enterprise funds to cover the anticipated shortfall. A shortfall is also projected for the Water/Sewer fund.

Changes for FY 2026

Revenues and Expenditures for many of the line items in the FY 2026 Operating Budget are estimated based on full year projections for FY 2025. The items listed below are changing for other reasons or bear mentioning separately.


Revenues

1. Property taxes – we are projecting a slight increase in property taxes due to increased valuations. The amount collected for property taxes in turn directly impacts collections for Insurance Premium tax, which also reflects a slight increase for FY 2026.
2. Whatcoat Street building – lease income is not included for FY 2026.
3. Fines and Forfeitures shows a significant decrease estimated for FY 2026 from the amount budgeted for FY 2025. This is primarily due to the Police Department's inability to enforce traffic laws in certain areas. Citations have been written in these areas in the past, but the City is not legally authorized to enforce traffic laws in these areas.

Expenditures

- City Council – Funds are included for election expenditures.
- Administration
 - Technical Purchased Services includes budget request for CivicPlus agenda software and website redesign.

- Fire Services is tied to property taxes – increased in FY 2025 and expect it to increase again in FY 2026.
- Court
 - Judge's annual travel was not adequately funded in previous years
 - Court disposition funds payable is tied to Fines and Forfeiture revenue, and should decrease.
- Police – add \$5,000 to uniforms to replace black with blue uniforms for all officers. Black is too difficult to find.
- Street Department
 - Arborist fees increased due to management of grants.
 - City Tree Removal was underbudgeted for FY 2025 due to a mistake during budget development and was not caught in subsequent reviews. Increased to more accurately reflect actual costs.
 - Sidewalks – More funds needed. FY 2025 budget hardly covers the cost of repairs for a small area.
 - Stormwater Repairs – line item added for FY 2026 – City needs to plan for such repairs.
- Parks and Recreation
 - Arborist fees increased due to management of grants.
 - Telephones/postage – Monthly wifi costs for park cameras not included in FY 2025 budget. Also, some equipment needs to be replaced.
 - Supplies & Materials – Trees, Plants, Mulch – Asbury St. Park should be mulched twice per year. Cost is about \$8,000 each time.
- Water/Sewer
 - Service Contracts includes addition of \$80,000 for maintenance of sewer easements.
 - We have been notified by NCSWA that Water for Resale is increasing on 7/1/2025. Current cost is \$2.34/1,000 gallons. Cost as of 7/1/2025 will be \$2.64/1,000 gallons. Increase will fund capital projects at the Cornish Creek facility and decommission of other facilities.
- Electric
 - Power Line Tree Trimming is funded at the new rate per the City of Covington contract with Burford's Tree.
 - Education & Training – Increase is due to request to send two employees to CDL-A school and to rent Class A vehicles for their tests.
 - Electricity Purchased – MEAG recently provided projected costs for Oxford for Calendar Year 2025. Amount for July-December 2025 is multiplied by 2 for the estimate for FY 2026.



Budget Request Form FY2026

Item: Agenda Management with pricing from Civic Plus.

Purpose: This would provide distribution for agendas and meetings materials and a searchable database for our City Council, Planning Commission and DDA meetings.

Estimated Cost: There would be a one-time fee of \$2,900 for the one-time implementation. For the Annual Subscription Fees, the cost would be \$4,760 per year. This would include an automated newsletter and the ability to automatically notify subscribers when an agenda is published. This would be a total of \$7,660 for the first year and then \$4,760 annually after that. I would recommend budgeting a total \$8,000 to plan for any unknown costs.

Justification (how will this item contribute to your department's efforts toward accomplishment of the City's goals): This program would allow for a web-based process to create an agenda, approve an item for an agenda, publish materials for supporting an agenda item, more ease in preparing minutes, and a public portal so citizens can better engage with current and past meetings.

Department: Administration By: Bill Andrew

Marcia Brooks

From: Laura McCanless
Sent: Monday, March 3, 2025 2:10 PM
To: Bill Andrew; Marcia Brooks
Cc: David Eady
Subject: Fw: budget requests due
Attachments: 2025 Quarterly Maintenance Proposal - Oxford.pdf; Selection from Oxford Greenway Management Plan - Yearly Objectives.pdf

Bill and Marcia,

I solicited this estimate from ReforestAtl for ongoing upkeep of the natural spaces at Asbury Park and along the Turkey Creek Trail. This is a formal request by me to include in budget planning the maintenance money to protect our investment in the Turkey Creek Trail greenway and the park.

Thanks!

Laura

From: Kate Carson <kate@reforestatl.com>
Sent: Monday, March 3, 2025 11:59 AM
To: Laura McCanless <lmccanless@oxfordgeorgia.org>
Subject: Re: budget requests due

Hi Laura,

I truly appreciate your patience and for checking in and apologize for the delay. Our Administrative Assistant was out of town for over a week and it has been a bit crazy around here, so I fell a bit behind on everything and am catching up now.

Attached, please find the proposal for this year's maintenance work. In the proposal, I have recommended slightly increasing the effort at Asbury Street Park, if feasible, to accomplish more at the site. Based on the progress we made last year, I believe a bit more effort this year would be beneficial. I've also included options to maintain the current level of work, should that be preferable.

Additionally, I have attached the Objectives section from the Oxford Greenway Management Plan to provide context on the objectives we will be focusing on for the Turkey Creek site.

Please feel free to reach out if you require any additional information or would like a more formal quote document. I am more than happy to provide whatever you need!

I'm also very excited to see the results at Turkey Creek after the Year 1 suppression efforts. It will be thrilling to witness how the native plant species will begin to thrive now that the understory brush has been cleared!

Thank you once again for your continued partnership. I look forward to your feedback and to working together this season.

Kate Carson
Ecologist/Founder
ReForest ATL, LLC
404-884-TREE (8733)
reforestatl.com



On Thu, Feb 27, 2025 at 5:12 PM Laura McCanless <lmccanless@oxfordgeorgia.org> wrote:
Hi Kate and Michael,

Oxford City Council is considering our budget for the coming year, which starts June 1, and I'd like to include a request for money to have Reforest Atl help with quarterly maintenance along the Turkey Creek trails and Asbury Park. Could you give me a rough range you think might cover that for FY '25 - '26?

Kindest regards,
Laura McCanless



2025 Maintenance Proposal for the City of Oxford's Asbury Street Park & Oxford Greenway

ReForest ATL is eager to continue advancing the progress made in enhancing the City's greenspaces over the past few years. To sustain this momentum and ensure that the valuable gains achieved are preserved, we have outlined several funding options below. We would welcome the opportunity to discuss these proposals further and make any necessary adjustments to ensure they align with your budget, maximizing the impact of the available funding.

Pricing & Options for 2025 Quarterly Maintenance in Oxford Greenspaces

Service	Estimated Labor Hours/Expense	Cost/Session	Sessions/Year	Estimated Total Cost
Asbury Street Park - Maintenance	3 Person Session ~18 Labor Hours	<u>\$825/session</u>	<u>4 sessions/year</u>	Option A <u>\$3300</u>
	2 Person Session ~12 Labor Hours	<u>\$550/session</u>		Option B <u>\$2200</u>
Turkey Creek - Year 2 Maintenance	3 Person Session ~18 Labor Hours	<u>\$750/session</u> (package discount applied)	<u>16 sessions/year</u> (Each Area gets one session in each of the 4 seasons)	Option A <u>\$12,000</u>
		<u>\$750/session</u> (package discount applied)	<u>8 sessions/year</u> (Each Area gets a session in 2 of the seasons)	Option B <u>\$6000</u>
		<u>\$825/session</u>	<u>4 sessions/year</u> (Each Area is only visited once in the entire year, rather than receiving seasonal care)	Option C <u>\$3300</u>

Insurance

ReForest carries Comprehensive Liability and Worker's Compensation insurance.

Contact Information

If you have any questions regarding this quote, please contact **Kate Carson** at:

Email - kate@reforestatl.com

Cell - 608-575-1105

Thank you for considering ReForest ATL for your restoration and invasive species management needs. We look forward to the opportunity to continue our successful partnership and further contribute to the enhancement of the City's greenspaces.



Objectives

Specific and measurable objectives are established in order to develop work plans that will best achieve the stated goals of the project and provide a way to assess the level of success (see table below). Monitoring and evaluation must be included in the timeline to ensure that goals and objectives are being met and remain realistic based on the accumulated data available. Goals and objectives should not be viewed as static, rather they must be re-evaluated, assessed, and adapted as necessary since ecosystems are dynamic and can respond in unpredictable ways, and new opportunities or constraints may present themselves over time.

Table of Goals & Objectives

Aim	Goal	Objectives	Timeframe	Actions/Strategies
Restore forest and woodland health	Reduce competition from invasive plant species	Decrease invasive species coverage to less than 10% in each sample Veg Plot Reduce invasive species dominance in all Veg Plots to zero	Years 1 -5+	Treat all woody invasive trees and shrubs in Year 1 using mechanical or chemical treatments as appropriate. Assess regrowth and recruitment in Year 2 and begin management of non-woody invasives.
	Increase native plant diversity and recruitment	Decrease invasive species cover in all Veg Plots to near zero to remove competition and suppression pressures Plan restoration plantings to have the appropriate species diversity and richness for the assigned plant community type	Years 1-5+	Treat all woody invasive trees and shrubs in Year 1 using mechanical or chemical treatments as appropriate. Assess regrowth and recruitment in Year 2. Begin management of non-woody invasives Years 2-5+ Restoration planting plans based off plant community types, sourcing local genotype whenever possible
	Enhance wildlife habitat	Increase snags in the shrub and canopy layers and downed woody debris on forest floor where appropriate	Years 1-5+	Cull individual trees by girdling to create snags Leave properly constructed debris piles made from cut invasives

Improve plant community composition and structure	Identify existing plant communities, existing invasive plant species, and focal areas	<p>Categorize and map each plant community remnant occurring throughout the project area</p> <p>Map all invasive species hot spots</p> <p>Categorize each invasive plant species to set priorities</p>	Year 1	<p>Conduct CVS Surveys at representative locations in relevant project areas and assign a best fit plant community according to CVS data</p> <p>Map areas with high densities of invasive species</p> <p>Categorize each invasive species according to GA EPPC categories</p>
	Maintain canopy species richness	<p>Remove 95%+ invasive vines threatening canopy trees in Year 1</p> <p>Treat all invasive vines in the herbaceous and shrub layer during Year 2</p>	Years 1 & 2	<p>Cut all invasive vines above shrub layer in Year 1 & treat remaining stems in Year 2 using mechanical or chemical treatments as appropriate</p>
	Enhance forest structure	<p>Remove 95%+ invasive shrub layer</p> <p>Reduce uncharacteristic native species densities to match desired plant community's density</p> <p>Increase the number of snags in the shrub and canopy layers and downed woody debris on forest floor</p>	Years 1-5+	<p>Use manual and chemical control methods as appropriate for invasive species control</p> <p>Cull individual trees to manage stand density</p> <p>Leave properly constructed debris piles made from cut invasives</p>
	Restore plant community assemblages for a varied mosaic of habitats, supporting habitat for all trophic levels	Obtain native species cover to within 25% of the reference conditions (NVC sample plots) within the first five years.	Years 1-5	<p>Invasive species management</p> <p>Restoration plantings</p> <p>Measurements based on LANDFIRE VDep data Oxford CVS data, and available VegBank sample plot data for NVC Associations</p>

	Reverse ecosystem homogenization trends	<p>Increase shrub plant species richness by at least 100% with recommended species in recommended areas</p> <p>Increase understory plant species richness by at least 200% with recommended species in recommended areas</p>	<p>Years 1-2</p> <p>Years 2-5</p>	<p>Years 1 & 2 suppress and manage invasive species</p> <p>Years 2-5 using recruitment and treatment response data following suppression and management efforts, install restoration plantings according to NVC reference conditions</p>
Improve water quality for Turkey Creek	Improve riparian buffers to reduce erosion, sedimentation, and runoff	<p>Reduce invasive plant species along the stream by 50% in Year 1</p> <p>Maintain invasive species levels at near-zero by the end of Year 2 and continue through Year 5+ to stabilize banks, slow runoff, and provide filtration</p>	Years 1-5+	<p>Invasive species suppression and management</p> <p>Restoration plantings paired with phased removal</p>
	Protect water quality while conducting restoration work	<p>Follow the following established BMPs:</p> <p>Do not reduce vegetation cover to less than 50% canopy cover (barring preexisting conditions) in all Streamside Management Zones along the perennial reaches of Turkey Creek and 25% where it is intermittent</p> <p>Where canopy cover is less than 50% within a SMZ, methods for invasive control will favor cut & treat treatments</p>	Years 1-5+	<p>Invasive species management may be phased and paired with restoration plantings over the course of years</p> <p>Chemical methods may be favored over manual removal when dictated by the BMPs</p>
Beautify and increase the appeal of the greenspace to various stakeholders	Reduce invasive overgrowth at entrances and along trails	Remove 95%+ invasive woody plant species within 20 feet of the trails and sever vines growing into the canopy	Years 1-2	<p>Woody invasive trees & shrubs, sever vines from canopy in Year 1</p> <p>Year 2 - target all invasives</p>

	Engage the public	Hold at least 2 outreach events per year	Years 1-5+	Include a mix of skill building, action, and educational talks to appeal to a wide variety of ages and interests
--	-------------------	--	------------	--

Methodology

Best Management Practices

Best management practices (BMPs) are regionally-specific and science-based measures, methods, and practices used to prevent or reduce water pollution during forestry operations. They typically involve methods that aim to enhance ecosystem health and resilience. This includes using native plant species to restore biodiversity, implementing erosion control measures such as vegetative buffers to protect water quality, and ensuring sustainable management of resources to promote long-term ecological stability. See Appendix 1 for applicable BMPs from the Georgia Forestry Commission (GFC) for this project.

Invasive Plant Species Management

Target Species Prioritization

In the spring of Year 1, vegetation surveys were conducted and invasive species within the survey plots and across the entire project area were identified. The species were then classified according to the Georgia Exotic Pest Plant Council's invasive plant species categorizations which range from 1 to 4, with Category 1 species posing the greatest threat to Georgia's natural areas. These categories combined with the professional experience and opinions of the authors, the life cycles of the species, seasonal considerations, weather conditions, and the execution of the phases of management will be used to inform the daily operations of the restoration contractor.

See Appendix 4 for the seasonal management calendar and description GA-EPPC categorizations and the Phases subsection in the Work Plan section of this document.

SPLOST 2023 EXPENDITURE REPORT
3/12/2025

	<u>Original Allocation</u>	<u>Expenditures</u>	<u>Remaining Available*</u>
Water and Sewer Improvements	\$ 1,500,000		\$ 1,500,000
Roads, Streets, Bridges and Sidewalk Improvements	\$ 675,000	\$ 9,491	\$ 665,509
Parks and Recreation	\$ 398,496	\$ 25,588	\$ 372,908
Public Safety Facilities, Vehicles and Equipment	\$ 250,000	\$ 57,428	\$ 192,572
TOTAL	\$ 2,823,496	\$ 92,507	\$ 2,730,989
*Limited to balance available in checking account			
2/28/2025 Reconciled Bank Balance: \$748,400.83			

Expenditure Detail

Date	Item	Water/Sewer	Roads/Streets	Parks & Rec	Public Safety
2/19/2024	2024 Ford Explorer				\$ 44,210
3/25/2024	Chargers for New Vehicles				\$ 329
6/14/2024	Ford Explorer Uplifting				\$ 9,598
9/20/2024	Graphics for Ford Explorer				\$ 950
9/20/2024	Sidewalks - Soule to USPS		\$ 2,750		
9/26/2024	Computer for New Position				\$ 1,100
11/4/2024	Two Monitors and Docking for New Position				\$ 340
11/5/2024	Replace cameras at Asbury St. Park			\$ 25,588	
11/20/2024	Phone line changes for new position				\$ 901
12/23/2024	Sidewalks - Soule to USPS		\$ 1,233		
1/31/2025	Sidewalks - Soule to USPS		\$ 5,508		
Totals		\$ -	\$ 9,491	\$ 25,588	\$ 57,428



Memo

To: Bill Andrew

From: Marcia Brooks

Date: April 16, 2025

Re: City of Oxford Investment Strategy

This memo is to summarize our research on Oxford's investments and our recommendations for improving our investment returns.

1. The Mayor and City Council had asked us recently to talk to United Bank about possible alternatives for improving our rate of return on our checking accounts.
2. We met with officials at United Bank and they offered a couple of different options for improving our rate of return.
 - a. Change our bank accounts to money market deposits which would result in a higher interest rate for the accounts. All but one of our accounts currently earns .05% interest. The one exception, our Gold Reserve account, earns 1.2% interest. The rate would fluctuate depending on market conditions. The rate as of 4/15/2025 was 2.975%.
 - b. Invest some of our capital fund balances in federated government money market funds or in U.S. Treasuries through the bank. The rates as of 4/11/2025 are listed below:
 - i. Federated Gov't Money Market: 4.22%
 - ii. Treasuries:
 - 1 Month: 4.0%
 - 3 Month: 4.1%
 - 6 Month: 4.0%
 - 9 Month: 4.0%
 - 12 Month: 3.9%
3. Our City Attorney confirmed that the money market mutual fund falls within the parameters of the Authorized Investment listing in the City of Oxford Financial Policies.

Recommendation:

My recommendation is to place most of our Capital account funds and Gold Reserve funds into the federated government money market funds (item b.i. on the previous page), leaving a small amount in each account for urgent capital needs. Although there is slightly more risk with these funds than with the longer-term Treasuries, the liquidity of our money is also a concern of mine. Treasury investments are locked for the full length of time to maturity, while the money market products are available for withdrawal within one day. With several capital projects being considered during the next fiscal year, I feel nervous about tying up our money for a longer period of time.

Changing the interest rate on the bank accounts does not provide as high a return as the federated government money market funds or the Treasury funds. Additionally, new account numbers would have to be created for the accounts that are changed, which would be an administrative nightmare.

Below is a list of the Capital and Gold Reserve checking accounts that we have, along with my recommendations for amounts to move to the money market mutual fund. Attached are the prospectus and fact sheet for the money market mutual fund, email correspondence with David Strickland with the excerpt from the City of Oxford Financial Policies, and email correspondence with the bank officials concerning the interest rates.

I will be happy to address any questions regarding this matter.

Recommendations for Fund Transfers to New Money Market Mutual Fund with United Bank

Bank Account	Reconciled Balance 3/31/2025	Proposed Transfer to MM
Gold Reserve	927,886.42	800,000
Water/Sewer Capital	2,218,666.52	2,100,000
Electric Capital	801,792.90	700,000
Capital Projects	626,049.93	500,000

Total proposed transfer to open money market mutual fund account at United Bank: 4,100,000

/mlb

Attachments:

Email Correspondence with David Strickland

Money Market Mutual Fund Prospectus and Fact Sheet

Excerpt from City of Oxford Financial Policies: Authorized Investments

Email Correspondence with United Bank Officials

Marcia Brooks

From: C. David Strickland <david.strickland@strickland-law.com>
Sent: Thursday, April 10, 2025 2:17 PM
To: Marcia Brooks
Cc: Bill Andrew; David Strickland
Subject: RE: Investments Allowed - Financial Policy

Marcia,

I have reviewed the prospectus, as well as some additional independent information, and I also talked to Thomas K.

I agree that this fund is exactly the type of investment contemplated by our current investment directives. I believe that we can move forward without any needed changes to the "authorized investments" verbiage. Thomas also confirmed that a number of other local government clients invest in this, and have reported no audit concerns subsequently.

Thanks,



C. DAVID STRICKLAND
PARTNER
STRICKLAND TURNER, LLP
1138 CONYERS STREET SE
P. O. BOX 70
COVINGTON, GEORGIA 30015-0070
770.786.5460

From: Marcia Brooks <mbrooks@oxfordgeorgia.org>
Sent: Wednesday, April 9, 2025 5:03 PM
To: C. David Strickland <david.strickland@strickland-law.com>
Cc: Bill Andrew <bandrew@oxfordgeorgia.org>
Subject: Investments Allowed - Financial Policy

David,

The Authorized Investments document attached is extracted from our City of Oxford Financial Policies. Also attached are a couple of documents concerning some investments we are interested in at United Bank, which is the holder of our checking accounts. We need to know if these funds would fall under the list of investments allowed per the policy, or if we would have to request a change to the policy before the City Council. We were referred to our city attorney by the bank. Are you able to help with this?

*Marcia Brooks
City Clerk/Treasurer
City of Oxford
110 West Clark St.
Oxford, GA 30054
Phone: 770-786-7004
FAX: 770-786-2211*

Prospectus

September 30, 2024



Disclosure contained herein relates to all classes of the Fund, as listed below, unless otherwise noted.

Share Class Ticker	Select GRTXX	Institutional GOIXX	Service GOSXX	Administrative GOEXX
	Cash II GFYXX	Cash Series GFSXX	Capital GOCXX	Trust GORXX
	Premier GOFXX	Advisor GOVXX	SDG GPHXX	

Federated Hermes Government Obligations Fund

A Portfolio of Federated Hermes Money Market Obligations Trust

A money market mutual fund seeking to provide current income consistent with stability of principal by investing in a portfolio of U.S. Treasury and government securities maturing in 397 days or less and repurchase agreements collateralized fully by U.S. Treasury and government securities.

As with all mutual funds, the Securities and Exchange Commission (SEC) has not approved or disapproved these securities or passed upon the adequacy of this Prospectus. Any representation to the contrary is a criminal offense.

Not FDIC Insured • May Lose Value • No Bank Guarantee

FEDERATED HERMES GOVERNMENT OBLIGATIONS FUND

A Portfolio of Federated Hermes Money Market Obligations Trust

SELECT SHARES (TICKER GRTXX)
INSTITUTIONAL SHARES (TICKER GOIXX)
SERVICE SHARES (TICKER GOSXX)
ADMINISTRATIVE SHARES (TICKER GOEXX)
CASH II SHARES (TICKER GFYXX)
CASH SERIES SHARES (TICKER GFSXX)
CAPITAL SHARES (TICKER GOCXX)
TRUST SHARES (TICKER GORXX)
PREMIER SHARES (TICKER GOFXX)
ADVISOR SHARES (TICKER GOVXX)
SDG SHARES (TICKER GPHXX)

SUPPLEMENT TO PROSPECTUS AND STATEMENT OF ADDITIONAL INFORMATION DATED SEPTEMBER 30, 2024

1. In the Prospectus section entitled “**Payments to Financial Intermediaries,**” under “**Additional Payments to Financial Intermediaries,**” please delete the section in its entirety and replace with the following:

“ADDITIONAL PAYMENTS TO FINANCIAL INTERMEDIARIES AND OTHER PERSONS

The Distributor may pay, out of its own resources, amounts to certain financial intermediaries, including broker-dealers, banks, registered investment advisers, independent financial planners and retirement plan administrators, and other persons, that support the sale of Shares or provide services to the Fund and/or its shareholders. The amounts of these payments could be significant, and may create an incentive for the financial intermediary or its employees or associated persons or other persons to recommend or sell Shares of the Fund to you. Not all financial intermediaries and other persons receive such payments and the amount of compensation may vary. In some cases, such payments may be made by or funded from the resources of companies affiliated with the Distributor (including the Adviser). These payments are not reflected in the fees and expenses listed in the fee table section of the Fund’s Prospectus and described above because they are not paid by the Fund.

These payments are negotiated and may be based on such factors as: the number or value of Shares that the financial intermediary or other person sells, may sell or arrange for the sale of Shares; the value of client assets invested; the level and types of services or support furnished by the financial intermediary; or the Fund’s and/or other Federated Hermes funds’ relationship with the financial intermediary. These payments may be in addition to payments, as described above, made by the Fund to the financial intermediary or other person. In connection with these payments, the financial intermediary may elevate the prominence or profile of the Fund and/or other Federated Hermes funds, within the financial intermediary’s organization by, for example, placement on a list of preferred or recommended funds and/or granting the Distributor preferential or enhanced opportunities to promote the funds in various ways within the financial intermediary’s organization. You can ask your financial intermediary, or any other person that provides services to you, for information about any payments it receives from the Distributor or the Fund and any services provided, as well as about fees and/or commissions it charges.”

2. In the Statement of Additional Information section entitled “**How is the Fund Sold?,**” under “**Additional Payments to Financial Intermediaries,**” please delete the header and first paragraph and replace with the following:

“ADDITIONAL PAYMENTS TO OTHERS (INCLUDING FINANCIAL INTERMEDIARIES)

The Distributor may pay out of its own resources amounts to certain financial intermediaries, including broker-dealers, banks, registered investment advisers, independent financial planners and retirement plan administrators, and other persons. In some cases, such payments may be made by, or funded from the resources of, companies affiliated with the Distributor (including the Adviser). While Financial Industry Regulatory Authority, Inc. (FINRA) regulations limit the sales charges that you may bear, there are no limits with regard to the amounts that the Distributor may pay out of its own resources.

In addition to the payments which are generally described herein and in the Prospectus, the financial intermediary also may receive payments under, if applicable, a Rule 12b-1 Plan and/or Service Fees. In connection with these payments, the financial intermediary may elevate the prominence or profile of the Fund and/or other Federated Hermes funds within the financial intermediary’s organization by, for example, placement on a list of preferred or recommended funds and/or granting the Distributor preferential or enhanced opportunities to promote the funds in various ways within the financial intermediary’s organization.

Financial intermediaries and other persons may receive payments under some or all categories described below. These payments assist in the Distributor's efforts to support the sale of Shares and compensate financial intermediaries and other persons for performing ancillary services in connection with effecting sales of the funds. These payments are negotiated and may be based on such factors as: the number or value of Shares that the financial intermediary or other person sells or may sell or arrange for the sale of Shares; the value of client assets invested; the level and types of services or support furnished by the financial intermediary; or the Fund's and/or other Federated Hermes funds' relationship with the financial intermediary.

Not all financial intermediaries and other persons receive such payments and the amount of compensation may vary. You should ask your financial intermediary, or any other person that provides services to you, for information about any payments it receives from the Distributor or the Federated Hermes funds and any services it provides, as well as the fees and/or commissions it charges."

3. In the Statement of Additional Information section entitled "**How is the Fund Sold?**," under "**Processing Support Payments**," please delete the section in its entirety and replace with the following:

"Processing Support Payments

The Distributor may make payments to certain financial intermediaries that offer Federated Hermes investment companies to help offset their costs associated with client accounts in the fund. The types of payments that the Distributor may make under this category include, but are not limited to: payment for administrative services, like account maintenance support and statement processing; payment for costs associated with transacting in the funds, like payment of ticket charges on a per-transaction basis; payment of networking fees; and payment for ancillary services related to setting up funds on the financial intermediary's mutual fund trading system, including technology and programming set-up, platform development and maintenance or similar services."

4. In the Statement of Additional Information section entitled "**How is the Fund Sold?**," under "**Marketing Support Payments**," please delete the section in its entirety and replace with the following:

"Marketing Support Payments

From time to time, the Distributor, at its expense, may provide additional compensation to financial intermediaries, or other persons, that sell or arrange for the sale of Shares. Such compensation, provided by the Distributor, may include "finders" or "referral fees" or directing investors to a fund, financial assistance to financial intermediaries that enable the Distributor to participate in or present at meetings, conferences or seminars, sales or education and training programs for invited registered representatives and other employees, client entertainment, client and investor events and other financial intermediary-sponsored events. The Distributor may also provide additional compensation for the provision of sales or intermediary related data and analytics to the Adviser and/or its affiliates.

The Distributor also may hold or sponsor, at its expense, sales events, conferences and programs for employees or associated persons of financial intermediaries and may pay the travel and lodging expenses of attendees. The Distributor also may provide, at its expense, meals and entertainment in conjunction with meetings with financial intermediaries. Other compensation may be offered to the extent not prohibited by applicable federal or state law or regulations, or the rules of any self-regulatory agency, such as FINRA. These payments may vary depending on the nature of the event or the relationship.

For the year ended December 31, 2023, the following is a list of FINRA member firms that received additional payments from the Distributor or an affiliate. Additional payments may also be made to certain other financial intermediaries or other persons that are not FINRA member firms that sell Federated Hermes fund shares or provide services to the Federated Hermes funds and shareholders. These firms are not included in this list. Any additions, modifications or deletions to the member firms identified in this list that have occurred since December 31, 2023, are not reflected. You should ask your financial intermediary or any other person that provides services to you for information about any additional payments it receives from the Distributor.

ADP Broker-Dealer, Inc.
AE Wealth Management, LLC
Aegis Financial
All Star Financial
American Enterprise Investment Services Inc.
American Portfolios Advisors, Inc.
Aon Securities Corp.
Arete Wealth Management, LLC
Assetmark, Inc.
Atlas Private Wealth Management, LLC
BlackRock Investments, LLC
BofA Securities, Inc.
Bolton Global Capital, Inc.
Boyd Capital Management

Broadridge Business Process Outsourcing, LLC
Callan
Cambridge Financial Group, Inc.
Cetera Advisor Networks LLC
Cetera Advisors LLC
Cetera Investment Services LLC
Charles Schwab & Company, Inc.
Citigroup Global Markets Inc.
Citizens Securities, Inc.
Comerica Securities, Inc.
Commonwealth Financial Network
Davenport & Company LLC
Deutsche Bank Securities Inc.
Dynasty Wealth Management, LLC

Edward D. Jones & Co., LP
Empower Financial Services, Inc.
Envestnet PMC
FBL Marketing Services, LLC
Fidelity Investments Institutional Operations Company, Inc. (FIIOC)
Fifth Third Securities, Inc.
FIS Brokerage & Securities Services LLC
Global Retirement Partners LLC
Goldman Sachs & Co. LLC
HighTower Securities, LLC
Hilltop Securities, Inc.
HUB International Investment Services Inc.
Huntington Securities, Inc.
Insigneo Securities, LLC
Institutional Cash Distributors, LLC
Interactive Brokers LLC
J.P. Morgan Securities LLC
Janney Montgomery Scott LLC
Jefferies LLC
John Hancock Mutual Life Insurance Co.
Kestra Investment Services LLC
Key Investment Services LLC
KeyBanc Capital Markets Inc.
Keystone Financial Planning, Inc.
Leafhouse Financial Advisors, LLC
Lincoln Financial Advisors Corporation
Lincoln Financial Distributors, Inc.
Lincoln Investment Planning, LLC
LPL Financial LLC
Marquette Associates, Inc.
Mercer Global Advisors Inc.
Merrill Lynch, Pierce, Fenner and Smith Incorporated
MML Investors
Monarch Wealth Strategies
Morgan Stanley Smith Barney LLC
National Financial Services LLC
Nationwide Investment Services Corporation
NewEdge Securities, Inc.
Northwestern Mutual Investment Services, LLC
OneDigital Investment Advisors
Open Range Financial Group, LLC
Oppenheimer & Company, Inc.
Orion Portfolio Solutions LLC
Osaic Institutions, Inc.
Osaic Wealth, Inc.
Paychex Securities Corp.
Pensionmark Financial Group, LLC
Pershing LLC
Planmember Securities Corporation
PNC Capital Markets, LLC

PNC Investments LLC
Principal Securities, Inc.
Private Client Services, LLC
Private Wealth Advisors, Inc.
Prudential Investment Management Services LLC
Putnam Investment Management, LLC
Raymond James & Associates, Inc.
Raymond James Financial Services, Inc.
RBC Capital Markets, LLC
Robert W Baird & Co. Incorporated
Rockefeller Capital Management
Royal Alliance Associates, Inc.
Sagepoint Financial, LLC
Sanctuary Securities, Inc.
Sanford C. Bernstein & Company, LLC
SBC Wealth Management
Securities America, Inc.
Security Distributors, LLC
Sentry Advisors, LLC
Spire Securities, LLC
State Street Global Markets, LLC
Steward Partners Investment Advisory, LLC
Stifel, Nicolaus & Company, Incorporated
Strategic Financial Partners, Ltd.
TD Ameritrade, Inc.
TD Private Client Wealth LLC
Teachers Insurance and Annuity Association of America
The Huntington Investment Company
The Vanguard Group, Inc.
Thrivent Investment Management Inc.
Towerpoint Wealth, LLC
Treasury Brokerage
Truist Investment Services, Inc.
Truist Securities, Inc.
U.S. Bancorp Investments, Inc.
UBS Financial Services Inc.
UBS Securities LLC
UMB Financial Services, Inc.
United Planners Financial Services of America, L.P.
Validus Capital LLC
Vanguard Marketing Corporation
Veridian Capital Partners
Vining-Sparks-IBG, LLC
Vision Financial Markets, LLC
Voya Financial Advisors, Inc.
Voya Retirement Advisors, LLC
Webb Financial Group, LLC
Wells Fargo Clearing Services LLC
Wells Fargo Securities, LLC
Woodbury Financial Services, Inc.”



Federated Hermes Government Obligations Fund
Federated Hermes Funds
4000 Ericsson Drive
Warrendale, PA 15086-7561

Contact us at [FederatedHermes.com/us](https://www.federatedhermes.com/us)
or call 1-800-341-7400.

Federated Securities Corp., Distributor

Q456946 (1/25)

© 2025 Federated Hermes, Inc.

CONTENTS

Fund Summary Information – Select Shares	1
Fund Summary Information – Institutional Shares	5
Fund Summary Information – Service Shares	9
Fund Summary Information – Administrative Shares	13
Fund Summary Information – Cash II Shares	17
Fund Summary Information – Cash Series Shares	21
Fund Summary Information – Capital Shares	25
Fund Summary Information – Trust Shares	29
Fund Summary Information – Premier Shares	33
Fund Summary Information – Advisor Shares	37
Fund Summary Information – SDG Shares	41
What are the Fund’s Investment Strategies?	45
What are the Fund’s Principal Investments?	45
What are the Specific Risks of Investing in the Fund?	46
What Do Shares Cost?	48
How is the Fund Sold?	49
Payments to Financial Intermediaries	50
How to Purchase Shares	51
How to Redeem and Exchange Shares	53
Security and Privacy Protection	57
Account and Share Information	57
Who Manages the Fund?	59
Financial Information	60
Appendix A: Hypothetical Investment and Expense Information	72

Fund Summary Information – Select Shares

Federated Hermes Government Obligations Fund (the “Fund”)

RISK/RETURN SUMMARY: INVESTMENT OBJECTIVE

The Fund is a money market fund that seeks to maintain a stable net asset value (NAV) of \$1.00 per Share. The Fund’s investment objective is to provide current income consistent with stability of principal.

RISK/RETURN SUMMARY: FEES AND EXPENSES

This table describes the fees and expenses that you may pay if you buy, hold and sell Select Shares (SEL) of the Fund. **You may pay other fees, such as brokerage commissions and other fees to financial intermediaries, which are not reflected in the tables and examples below.**

Shareholder Fees (fees paid directly from your investment)

	SEL
Maximum Sales Charge (Load) Imposed on Purchases (as a percentage of offering price)	None
Maximum Deferred Sales Charge (Load) (as a percentage of original purchase price or redemption proceeds, as applicable)	None
Maximum Sales Charge (Load) Imposed on Reinvested Dividends (and other Distributions) (as a percentage of offering price)	None
Redemption Fee (as a percentage of amount redeemed, if applicable)	None
Exchange Fee	None

Annual Fund Operating Expenses (expenses that you pay each year as a percentage of the value of your investment)

	SEL
Management Fee ¹	0.15%
Distribution (12b-1) Fee	None
Other Expenses	0.11% ²
Total Annual Fund Operating Expenses ¹	0.26%
Fee Waivers and/or Expense Reimbursements ^{1,3}	(0.09)%
Total Annual Fund Operating Expenses After Fee Waivers and/or Expense Reimbursements	0.17%

1 The Management Fee, Total Annual Fund Operating Expenses and Fee Waivers and/or Expense Reimbursements have been restated to reflect current fees due to a reduction in the stated gross Management Fee for the Fund effective October 1, 2023.

2 The Fund may incur and pay certain service fees (shareholder services/account administration fees) on its SEL class of up to a maximum of 0.25%. The Fund will incur and pay up to 0.02% of such Fees for the SEL class of the Fund. The SEL class of the Fund will not incur and pay such Fees to exceed 0.02% until such time as approved by the Fund’s Board of Trustees (the “Trustees”).

3 The Adviser and certain of its affiliates, on their own initiative, have agreed to waive certain amounts of their respective fees and/or reimburse expenses. Total annual fund operating expenses (excluding acquired fund fees and expenses, interest expense, extraordinary expenses and proxy-related expenses paid by the Fund, if any) paid by the Fund’s SEL class (after the voluntary waivers and/or reimbursements) will not exceed 0.17% (the “Fee Limit”) up to but not including the later of (the “Termination Date”): (a) October 1, 2025; or (b) the date of the Fund’s next effective Prospectus. While the Adviser and its affiliates currently do not anticipate terminating or increasing these arrangements prior to the Termination Date, these arrangements may only be terminated or the Fee Limit increased prior to the Termination Date with the agreement of the Trustees.

Example

This Example is intended to help you compare the cost of investing in the Fund with the cost of investing in other mutual funds.

The Example assumes that you invest \$10,000 for the time periods indicated and then redeem or hold all of your Shares at the end of those periods. The Example also assumes that your investment has a 5% return each year and that operating expenses remain the same. The Example does not reflect sales charges (loads) on reinvested dividends. If these sales charges (loads) were included, your costs would be higher. Although your actual costs and returns may be higher or lower, based on these assumptions your costs would be:

1 Year	\$ 27
3 Years	\$ 84
5 Years	\$146
10 Years	\$331

RISK/RETURN SUMMARY: INVESTMENTS, RISKS AND PERFORMANCE

What are the Fund's Main Investment Strategies?

The Fund invests in a portfolio of U.S. Treasury and government securities maturing in 397 days or less and repurchase agreements collateralized fully by U.S. Treasury and government securities. The Fund may also hold cash. The Fund limits its investments to those that would enable it to qualify as a permissible investment for federally chartered credit unions as set forth in applicable federal banking regulations.

Certain of the government securities in which the Fund invests are not backed by the full faith and credit of the U.S. government, such as those issued by the Federal Home Loan Mortgage Corporation ("Freddie Mac"), the Federal National Mortgage Association ("Fannie Mae") and the Federal Home Loan Bank System. These entities are, however, supported through federal subsidies, loans or other benefits. The Fund may also invest in government securities that are supported by the full faith and credit of the U.S. government, such as those issued by the Government National Mortgage Association ("Ginnie Mae"). Finally, the Fund may invest in certain government securities that are issued by entities whose activities are sponsored by the federal government, but that have no explicit financial support.

In pursuing its investment objective and implementing its investment strategies, the Fund will comply with Rule 2a-7 under the Investment Company Act of 1940 ("Rule 2a-7").

The Fund will operate as a "government money market fund," as such term is defined in or interpreted under Rule 2a-7 under the Investment Company Act of 1940, as amended (the "1940 Act"). "Government money market funds" are required to invest at least 99.5% of their total assets in: (i) cash; (ii) securities issued or guaranteed by the United States or certain U.S. government agencies or instrumentalities; and/or (iii) repurchase agreements that are collateralized fully. Government money market funds are not required to adopt a liquidity fee framework.

Under normal conditions, the Fund will invest its assets so that at least 80% of its net assets (plus any borrowings for investment purposes) are invested in government securities and/or repurchase agreements that are collateralized by government securities. The Fund will notify shareholders at least 60 days in advance of any change in this investment policy.

What are the Main Risks of Investing in the Fund?

All mutual funds take investment risks. Therefore, even though the Fund is a money market fund that seeks to maintain a stable NAV, it is possible to lose money by investing in the Fund. The primary factors that may negatively impact the Fund's ability to maintain a stable NAV, delay the payment of redemptions by the Fund, or reduce the Fund's daily dividends include:

- **Interest Rate Risk.** Prices of fixed-income securities generally fall when interest rates rise. Recent and potential future changes in monetary policy made by central banks and/or their governments are likely to affect the level of interest rates. Very low or negative interest rates magnify interest rate risk. During periods when interest rates are low or there are negative interest rates, the Fund's yield (and total return) also is likely to be lower or the Fund may be unable to maintain a positive return, or yield, or a stable NAV.
- **Issuer Credit Risk.** It is possible that interest or principal on securities will not be paid when due. Money market funds try to minimize this risk by purchasing higher-quality securities.
- **Counterparty Credit Risk.** A party to a transaction involving the Fund may fail to meet its obligations. This could cause the Fund to lose money or to lose the benefit of the transaction or prevent the Fund from selling or buying other securities to implement its investment strategies.
- **Call Risk.** The Fund's performance may be adversely affected by the possibility that an issuer of a security held by the Fund may redeem the security prior to maturity at a price below its current market value.
- **Risk Associated with Investing Share Purchase Proceeds.** On days during which there are net purchases of Fund Shares, the Fund must invest the proceeds at prevailing market yields or hold cash. If the Fund holds cash, or if the yield of the securities purchased is less than that of the securities already in the portfolio, the Fund's yield will likely decrease. Conversely, net purchases on days on which short-term yields rise will likely cause the Fund's yield to increase. In the event of significant changes in short-term yields or significant net purchases, the Fund retains the discretion to close to new investments. However, the Fund is not required to close, and no assurance can be given that this will be done in any given circumstance.
- **Risk Associated with use of Amortized Cost.** In the unlikely event that the Fund's Board of Trustees ("Board") were to determine, pursuant to Rule 2a-7, that the extent of the deviation between the Fund's amortized cost per Share and its market-based NAV per Share may result in material dilution or other unfair results to shareholders, the Board will cause the Fund to take such action as it deems appropriate to eliminate or reduce to the extent practicable such dilution or unfair results.

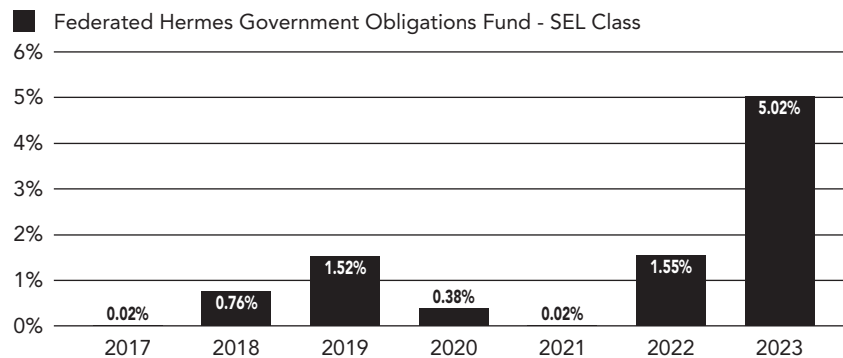
- **Additional Factors Affecting Yield.** There is no guarantee that the Fund will provide a certain level of income or that any such income will exceed the rate of inflation. Further, the Fund's yield will vary. Periods of very low or negative interest rates impact, in a negative way, the Fund's ability to maintain a positive return, or yield, or pay dividends to Fund shareholders.
- **Risk Related to the Economy.** The value of the Fund's portfolio may decline in tandem with a drop in the overall value of the markets in which the Fund invests and/or other markets. Economic, political and financial conditions, industry or economic trends and developments or public health risks, such as epidemics or pandemics, may, from time to time, and for varying periods of time, cause the Fund to experience volatility, illiquidity, shareholder redemptions or other potentially adverse effects.
- **Technology Risk.** The Adviser uses various technologies in managing the Fund, consistent with its investment objective(s) and strategy described in this Prospectus. For example, proprietary and third-party data and systems are utilized to support decision-making for the Fund. Data imprecision, software or other technology malfunctions, programming inaccuracies and similar circumstances may impair the performance of these systems, which may negatively affect Fund performance.

You could lose money by investing in the Fund. Although the Fund seeks to preserve the value of your investment at \$1.00 per share, it cannot guarantee it will do so. An investment in the Fund is not a bank account and is not insured or guaranteed by the Federal Deposit Insurance Corporation or any other government agency. The Fund's sponsor is not required to reimburse the Fund for losses, and you should not expect that the sponsor will provide financial support to the Fund at any time, including during periods of market stress.

PERFORMANCE: BAR CHART AND TABLE

Risk/Return Bar Chart

Effective on August 1, 2019, the Fund's Class R Shares were re-designated as Select Shares (SEL). Following the re-designation as SEL class, the expenses of the SEL class will be lower than the historical expenses of the R class and, therefore, the financial performance of the share class may differ accordingly. The bar chart and performance table below reflect historical performance data for the Fund, based on the historical expenses of the R class up through July 31, 2019, and are intended to help you analyze the Fund's investment risks in light of its historical returns. The bar chart shows the variability of the Fund's SEL class total returns on a calendar year-by-year-basis. The Average Annual Total Return Table shows returns averaged over the stated periods. *The Fund's performance will fluctuate, and past performance (before and after taxes) is not necessarily an indication of future results.* Updated performance information for the Fund is available under the "Products" section at [FederatedHermes.com/us](https://www.FederatedHermes.com/us) or by calling the Fund at 1-800-341-7400.



The Fund's SEL class total return for the six-month period from January 1, 2024 to June 30, 2024, was 2.63%.

Within the periods shown in the bar chart, the Fund's SEL class highest quarterly return was 1.33% (quarter ended December 31, 2023). Its lowest quarterly return was 0.00% (quarter ended March 31, 2021).

Average Annual Total Return Table

The following table represents the Fund's SEL class Average Annual Total Returns for the calendar period ended December 31, 2023.

Share Class	1 Year	5 Years	Since Inception
SEL:	5.02%	1.68%	1.16%
Inception Date:			02/01/2016

The Fund's SEL class 7-Day Net Yield as of December 31, 2023, was 5.27%. You may go to [FederatedHermes.com/us](https://www.federatedhermes.com/us) or call the Fund at 1-800-341-7400 for the current 7-Day Net Yield.

FUND MANAGEMENT

The Fund's Investment Adviser is Federated Investment Management Company.

PURCHASE AND SALE OF FUND SHARES

The minimum initial investment amount for the Fund's SEL class is generally \$1,000,000 and there is no minimum subsequent investment amount. There is no minimum initial or subsequent investment amount required for employer-sponsored retirement plans; however, such accounts remain subject to the Fund's policy on "Accounts with Low Balances" as discussed later in this Prospectus. Certain types of accounts are eligible for lower minimum investments. The minimum investment amount for Systematic Investment Programs is \$50.

Financial intermediaries may impose higher or lower minimum investment requirements on their customers than those imposed by the Fund. If an intermediary's aggregate account (omnibus account) meets the Fund's investment minimum requirements, there is no minimum requirement for the underlying sub-accounts. Keep in mind that financial intermediaries may charge you fees for their services in connection with your Share transactions.

You may purchase, redeem or exchange Shares of the Fund on any day the New York Stock Exchange (NYSE) is open. Shares may be purchased through a financial intermediary or directly from the Fund, by wire or by check. Please note that certain purchase restrictions may apply. Redeem or exchange Shares through a financial intermediary or directly from the Fund by telephone at 1-800-341-7400 or by mail.

TAX INFORMATION

The Fund's distributions are taxable as ordinary income or capital gains except when your investment is through a 401(k) plan, an Individual Retirement Account or other tax-advantaged investment plan.

PAYMENTS TO BROKER-DEALERS AND OTHER FINANCIAL INTERMEDIARIES

If you purchase the Fund through a broker-dealer or other financial intermediary (such as a bank), the Fund and/or its related companies may pay the intermediary for the sale of Fund Shares and related services. These payments may create a conflict of interest by influencing the broker-dealer or other intermediary and your salesperson to recommend the Fund over another investment. Ask your salesperson or visit your financial intermediary's website for more information.

Fund Summary Information – Institutional Shares

Federated Hermes Government Obligations Fund (the “Fund”)

RISK/RETURN SUMMARY: INVESTMENT OBJECTIVE

The Fund is a money market fund that seeks to maintain a stable net asset value (NAV) of \$1.00 per Share. The Fund’s investment objective is to provide current income consistent with stability of principal.

RISK/RETURN SUMMARY: FEES AND EXPENSES

This table describes the fees and expenses that you may pay if you buy, hold and sell Institutional Shares (IS) of the Fund. **You may pay other fees, such as brokerage commissions and other fees to financial intermediaries, which are not reflected in the tables and examples below.**

Shareholder Fees (fees paid directly from your investment)

	IS
Maximum Sales Charge (Load) Imposed on Purchases (as a percentage of offering price)	None
Maximum Deferred Sales Charge (Load) (as a percentage of original purchase price or redemption proceeds, as applicable)	None
Maximum Sales Charge (Load) Imposed on Reinvested Dividends (and other Distributions) (as a percentage of offering price)	None
Redemption Fee (as a percentage of amount redeemed, if applicable)	None
Exchange Fee	None

Annual Fund Operating Expenses (expenses that you pay each year as a percentage of the value of your investment)

	IS
Management Fee ¹	0.15%
Distribution (12b-1) Fee	None
Other Expenses	0.14% ²
Total Annual Fund Operating Expenses ¹	0.29%
Fee Waivers and/or Expense Reimbursements ^{1,3}	(0.09)%
Total Annual Fund Operating Expenses After Fee Waivers and/or Expense Reimbursements	0.20%

1 The Management Fee, Total Annual Fund Operating Expenses and Fee Waivers and/or Expense Reimbursements have been restated to reflect current fees due to a reduction in the stated gross Management Fee for the Fund effective October 1, 2023.

2 The Fund may incur and pay certain service fees (shareholder services/account administration fees) on its IS class of up to a maximum of 0.25%. The Fund will incur and pay up to 0.05% of such Fees for the IS class of the Fund. The IS class of the Fund will not incur and pay such Fees to exceed 0.05% until such time as approved by the Fund’s Board of Trustees (the “Trustees”).

3 The Adviser and certain of its affiliates on their own initiative have agreed to waive certain amounts of their respective fees and/or reimburse expenses. Total annual fund operating expenses (excluding acquired fund fees and expenses, interest expense, extraordinary expenses and proxy-related expenses paid by the Fund, if any) paid by the Fund’s IS class (after the voluntary waivers and/or reimbursements) will not exceed 0.20% (the “Fee Limit”) up to but not including the later of (the “Termination Date”): (a) October 1, 2025; or (b) the date of the Fund’s next effective Prospectus. While the Adviser and its affiliates currently do not anticipate terminating or increasing these arrangements prior to the Termination Date, these arrangements may only be terminated or the Fee Limit increased, prior to the Termination Date with the agreement of the Trustees.

Example

This Example is intended to help you compare the cost of investing in the Fund with the cost of investing in other mutual funds.

The Example assumes that you invest \$10,000 for the time periods indicated and then redeem or hold all of your Shares at the end of those periods. The Example also assumes that your investment has a 5% return each year and that operating expenses remain the same. The Example does not reflect sales charges (loads) on reinvested dividends. If these sales charges (loads) were included, your costs would be higher. Although your actual costs and returns may be higher or lower, based on these assumptions your costs would be:

1 Year	\$ 30
3 Years	\$ 93
5 Years	\$163
10 Years	\$368

RISK/RETURN SUMMARY: INVESTMENTS, RISKS AND PERFORMANCE

What are the Fund's Main Investment Strategies?

The Fund invests in a portfolio of U.S. Treasury and government securities maturing in 397 days or less and repurchase agreements collateralized fully by U.S. Treasury and government securities. The Fund may also hold cash. The Fund limits its investments to those that would enable it to qualify as a permissible investment for federally chartered credit unions as set forth in applicable federal banking regulations.

Certain of the government securities in which the Fund invests are not backed by the full faith and credit of the U.S. government, such as those issued by the Federal Home Loan Mortgage Corporation ("Freddie Mac"), the Federal National Mortgage Association ("Fannie Mae") and the Federal Home Loan Bank System. These entities are, however, supported through federal subsidies, loans or other benefits. The Fund may also invest in government securities that are supported by the full faith and credit of the U.S. government, such as those issued by the Government National Mortgage Association ("Ginnie Mae"). Finally, the Fund may invest in certain government securities that are issued by entities whose activities are sponsored by the federal government, but that have no explicit financial support.

In pursuing its investment objective and implementing its investment strategies, the Fund will comply with Rule 2a-7 under the Investment Company Act of 1940 ("Rule 2a-7").

The Fund will operate as a "government money market fund," as such term is defined in or interpreted under Rule 2a-7 under the Investment Company Act of 1940, as amended (the "1940 Act"). "Government money market funds" are required to invest at least 99.5% of their total assets in: (i) cash; (ii) securities issued or guaranteed by the United States or certain U.S. government agencies or instrumentalities; and/or (iii) repurchase agreements that are collateralized fully. Government money market funds are not required to adopt a liquidity fee framework.

Under normal conditions, the Fund will invest its assets so that at least 80% of its net assets (plus any borrowings for investment purposes) are invested in government securities and/or repurchase agreements that are collateralized by government securities. The Fund will notify shareholders at least 60 days in advance of any change in this investment policy.

What are the Main Risks of Investing in the Fund?

All mutual funds take investment risks. Therefore, even though the Fund is a money market fund that seeks to maintain a stable NAV, it is possible to lose money by investing in the Fund. The primary factors that may negatively impact the Fund's ability to maintain a stable NAV, delay the payment of redemptions by the Fund, or reduce the Fund's daily dividends include:

- **Interest Rate Risk.** Prices of fixed-income securities generally fall when interest rates rise. Recent and potential future changes in monetary policy made by central banks and/or their governments are likely to affect the level of interest rates. Very low or negative interest rates magnify interest rate risk. During periods when interest rates are low or there are negative interest rates, the Fund's yield (and total return) also is likely to be lower or the Fund may be unable to maintain a positive return, or yield, or a stable NAV.
- **Issuer Credit Risk.** It is possible that interest or principal on securities will not be paid when due. Money market funds try to minimize this risk by purchasing higher-quality securities.
- **Counterparty Credit Risk.** A party to a transaction involving the Fund may fail to meet its obligations. This could cause the Fund to lose money or to lose the benefit of the transaction or prevent the Fund from selling or buying other securities to implement its investment strategies.
- **Call Risk.** The Fund's performance may be adversely affected by the possibility that an issuer of a security held by the Fund may redeem the security prior to maturity at a price below its current market value.
- **Risk Associated with Investing Share Purchase Proceeds.** On days during which there are net purchases of Fund Shares, the Fund must invest the proceeds at prevailing market yields or hold cash. If the Fund holds cash, or if the yield of the securities purchased is less than that of the securities already in the portfolio, the Fund's yield will likely decrease. Conversely, net purchases on days on which short-term yields rise will likely cause the Fund's yield to increase. In the event of significant changes in short-term yields or significant net purchases, the Fund retains the discretion to close to new investments. However, the Fund is not required to close, and no assurance can be given that this will be done in any given circumstance.
- **Risk Associated with use of Amortized Cost.** In the unlikely event that the Fund's Board of Trustees ("Board") were to determine, pursuant to Rule 2a-7, that the extent of the deviation between the Fund's amortized cost per Share and its market-based NAV per Share may result in material dilution or other unfair results to shareholders, the Board will cause the Fund to take such action as it deems appropriate to eliminate or reduce to the extent practicable such dilution or unfair results.

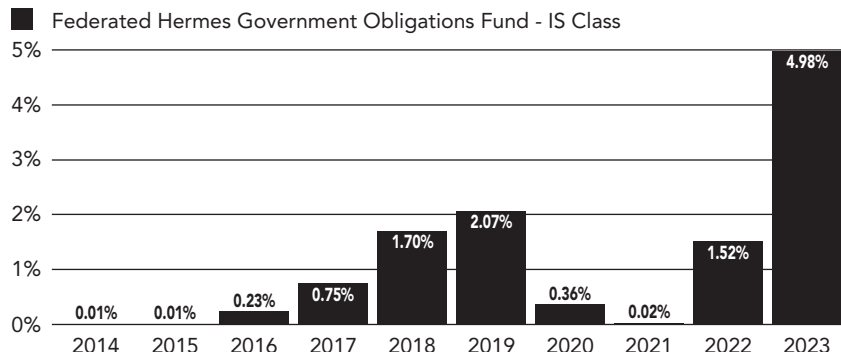
- **Additional Factors Affecting Yield.** There is no guarantee that the Fund will provide a certain level of income or that any such income will exceed the rate of inflation. Further, the Fund's yield will vary. Periods of very low or negative interest rates impact, in a negative way, the Fund's ability to maintain a positive return, or yield, or pay dividends to Fund shareholders.
- **Risk Related to the Economy.** The value of the Fund's portfolio may decline in tandem with a drop in the overall value of the markets in which the Fund invests and/or other markets. Economic, political and financial conditions, industry or economic trends and developments or public health risks, such as epidemics or pandemics, may, from time to time, and for varying periods of time, cause the Fund to experience volatility, illiquidity, shareholder redemptions or other potentially adverse effects.
- **Technology Risk.** The Adviser uses various technologies in managing the Fund, consistent with its investment objective(s) and strategy described in this Prospectus. For example, proprietary and third-party data and systems are utilized to support decision-making for the Fund. Data imprecision, software or other technology malfunctions, programming inaccuracies and similar circumstances may impair the performance of these systems, which may negatively affect Fund performance.

You could lose money by investing in the Fund. Although the Fund seeks to preserve the value of your investment at \$1.00 per share, it cannot guarantee it will do so. An investment in the Fund is not a bank account and is not insured or guaranteed by the Federal Deposit Insurance Corporation or any other government agency. The Fund's sponsor is not required to reimburse the Fund for losses, and you should not expect that the sponsor will provide financial support to the Fund at any time, including during periods of market stress.

PERFORMANCE: BAR CHART AND TABLE

Risk/Return Bar Chart

The bar chart and performance table below reflect historical performance data for the Fund and are intended to help you analyze the Fund's investment risks in light of its historical returns. The bar chart shows the variability of the Fund's IS class total returns on a calendar year-by-year basis. The Average Annual Total Return Table shows returns *averaged* over the stated periods. *The Fund's performance will fluctuate, and past performance (before and after taxes) is not necessarily an indication of future results.* Updated performance information for the Fund is available under the "Products" section at FederatedHermes.com/us or by calling 1-800-341-7400.



The Fund's IS class total return for the six-month period from January 1, 2024 to June 30, 2024, was 2.61%.

Within the periods shown in the bar chart, the Fund's IS class highest quarterly return was 1.32% (quarter ended December 31, 2023). Its lowest quarterly return was 0.00% (quarter ended March 31, 2021).

Average Annual Total Return Table

The following table represents the Fund's IS class Average Annual Total Returns for the calendar period ended December 31, 2023.

Share Class	1 Year	5 Years	10 Years
IS:	4.98%	1.78%	1.16%

The Fund's IS class 7-Day Net Yield as of December 31, 2023, was 5.23%. You may go to FederatedHermes.com/us or call the Fund at 1-800-341-7400 for the current 7-Day Net Yield.

FUND MANAGEMENT

The Fund's Investment Adviser is Federated Investment Management Company.

PURCHASE AND SALE OF FUND SHARES

The minimum initial investment amount for the Fund's IS class is generally \$500,000 and there is no minimum subsequent investment amount. There is no minimum initial or subsequent investment amount required for employer-sponsored retirement plans; however, such accounts remain subject to the Fund's policy on "Accounts with Low Balances" as discussed later in this Prospectus. Certain types of accounts are eligible for lower minimum investments. The minimum investment amount for Systematic Investment Programs is \$50.

Financial intermediaries may impose higher or lower minimum investment requirements on their customers than those imposed by the Fund. If an intermediary's aggregate account (omnibus account) meets the Fund's investment minimum requirements, there is no minimum requirement for the underlying sub-accounts. Keep in mind that financial intermediaries may charge you fees for their services in connection with your Share transactions.

You may purchase, redeem or exchange Shares of the Fund on any day the New York Stock Exchange (NYSE) is open. Shares may be purchased through a financial intermediary or directly from the Fund, by wire or by check. Please note that certain purchase restrictions may apply. Redeem or exchange Shares through a financial intermediary or directly from the Fund by telephone at 1-800-341-7400 or by mail.

TAX INFORMATION

The Fund's distributions are taxable as ordinary income or capital gains except when your investment is through a 401(k) plan, an Individual Retirement Account or other tax-advantaged investment plan.

PAYMENTS TO BROKER-DEALERS AND OTHER FINANCIAL INTERMEDIARIES

If you purchase the Fund through a broker-dealer or other financial intermediary (such as a bank), the Fund and/or its related companies may pay the intermediary for the sale of Fund Shares and related services. These payments may create a conflict of interest by influencing the broker-dealer or other intermediary and your salesperson to recommend the Fund over another investment. Ask your salesperson or visit your financial intermediary's website for more information.

Fund Summary Information – Service Shares

Federated Hermes Government Obligations Fund (the “Fund”)

RISK/RETURN SUMMARY: INVESTMENT OBJECTIVE

The Fund is a money market fund that seeks to maintain a stable net asset value (NAV) of \$1.00 per Share. The Fund’s investment objective is to provide current income consistent with stability of principal.

RISK/RETURN SUMMARY: FEES AND EXPENSES

This table describes the fees and expenses that you may pay if you buy, hold and sell Service Shares (SS) of the Fund. **You may pay other fees, such as brokerage commissions and other fees to financial intermediaries, which are not reflected in the tables and examples below.**

Shareholder Fees (fees paid directly from your investment)

	SS
Maximum Sales Charge (Load) Imposed on Purchases (as a percentage of offering price)	None
Maximum Deferred Sales Charge (Load) (as a percentage of original purchase price or redemption proceeds, as applicable)	None
Maximum Sales Charge (Load) Imposed on Reinvested Dividends (and other Distributions) (as a percentage of offering price)	None
Redemption Fee (as a percentage of amount redeemed, if applicable)	None
Exchange Fee	None

Annual Fund Operating Expenses (expenses that you pay each year as a percentage of the value of your investment)

	SS
Management Fee ¹	0.15%
Distribution (12b-1) Fee	None
Other Expenses	0.36%
Total Annual Fund Operating Expenses ¹	0.51%
Fee Waivers and/or Expense Reimbursements ^{1,2}	(0.06)%
Total Annual Fund Operating Expenses After Fee Waivers and/or Expense Reimbursements	0.45%

1 The Management Fee, Total Annual Fund Operating Expenses and Fee Waivers and/or Expense Reimbursements have been restated to reflect current fees due to a reduction in the stated gross Management Fee for the Fund effective October 1, 2023.

2 The Adviser and certain of its affiliates on their own initiative have agreed to waive certain amounts of their respective fees and/or reimburse expenses. Total annual fund operating expenses (excluding acquired fund fees and expenses, interest expense, extraordinary expenses and proxy-related expenses paid by the Fund, if any) paid by the Fund’s SS class (after the voluntary waivers and/or reimbursements) will not exceed 0.45% (the “Fee Limit”) up to but not including the later of (the “Termination Date”): (a) October 1, 2025; or (b) the date of the Fund’s next effective Prospectus. While the Adviser and its affiliates currently do not anticipate terminating or increasing these arrangements prior to the Termination Date, these arrangements may only be terminated or the Fee Limit increased prior to the Termination Date with the agreement of the Fund’s Board of Trustees.

Example

This Example is intended to help you compare the cost of investing in the Fund with the cost of investing in other mutual funds.

The Example assumes that you invest \$10,000 for the time periods indicated and then redeem or hold all of your Shares at the end of those periods. The Example also assumes that your investment has a 5% return each year and that operating expenses remain the same. The Example does not reflect sales charges (loads) on reinvested dividends. If these sales charges (loads) were included, your costs would be higher. Although your actual costs and returns may be higher or lower, based on these assumptions your costs would be:

1 Year	\$ 52
3 Years	\$164
5 Years	\$285
10 Years	\$640

RISK/RETURN SUMMARY: INVESTMENTS, RISKS AND PERFORMANCE

What are the Fund's Main Investment Strategies?

The Fund invests in a portfolio of U.S. Treasury and government securities maturing in 397 days or less and repurchase agreements collateralized fully by U.S. Treasury and government securities. The Fund may also hold cash. The Fund limits its investments to those that would enable it to qualify as a permissible investment for federally chartered credit unions as set forth in applicable federal banking regulations.

Certain of the government securities in which the Fund invests are not backed by the full faith and credit of the U.S. government, such as those issued by the Federal Home Loan Mortgage Corporation ("Freddie Mac"), the Federal National Mortgage Association ("Fannie Mae") and the Federal Home Loan Bank System. These entities are, however, supported through federal subsidies, loans or other benefits. The Fund may also invest in government securities that are supported by the full faith and credit of the U.S. government, such as those issued by the Government National Mortgage Association ("Ginnie Mae"). Finally, the Fund may invest in certain government securities that are issued by entities whose activities are sponsored by the federal government, but that have no explicit financial support.

In pursuing its investment objective and implementing its investment strategies, the Fund will comply with Rule 2a-7 under the Investment Company Act of 1940 ("Rule 2a-7").

The Fund will operate as a "government money market fund," as such term is defined in or interpreted under Rule 2a-7 under the Investment Company Act of 1940, as amended (the "1940 Act"). "Government money market funds" are required to invest at least 99.5% of their total assets in: (i) cash; (ii) securities issued or guaranteed by the United States or certain U.S. government agencies or instrumentalities; and/or (iii) repurchase agreements that are collateralized fully. Government money market funds are not required to adopt a liquidity fee framework.

Under normal conditions, the Fund will invest its assets so that at least 80% of its net assets (plus any borrowings for investment purposes) are invested in government securities and/or repurchase agreements that are collateralized by government securities. The Fund will notify shareholders at least 60 days in advance of any change in this investment policy.

What are the Main Risks of Investing in the Fund?

All mutual funds take investment risks. Therefore, even though the Fund is a money market fund that seeks to maintain a stable NAV, it is possible to lose money by investing in the Fund. The primary factors that may negatively impact the Fund's ability to maintain a stable NAV, delay the payment of redemptions by the Fund, or reduce the Fund's daily dividends include:

- **Interest Rate Risk.** Prices of fixed-income securities generally fall when interest rates rise. Recent and potential future changes in monetary policy made by central banks and/or their governments are likely to affect the level of interest rates. Very low or negative interest rates magnify interest rate risk. During periods when interest rates are low or there are negative interest rates, the Fund's yield (and total return) also is likely to be lower or the Fund may be unable to maintain a positive return, or yield, or a stable NAV.
- **Issuer Credit Risk.** It is possible that interest or principal on securities will not be paid when due. Money market funds try to minimize this risk by purchasing higher-quality securities.
- **Counterparty Credit Risk.** A party to a transaction involving the Fund may fail to meet its obligations. This could cause the Fund to lose money or to lose the benefit of the transaction or prevent the Fund from selling or buying other securities to implement its investment strategies.
- **Call Risk.** The Fund's performance may be adversely affected by the possibility that an issuer of a security held by the Fund may redeem the security prior to maturity at a price below its current market value.
- **Risk Associated with Investing Share Purchase Proceeds.** On days during which there are net purchases of Fund Shares, the Fund must invest the proceeds at prevailing market yields or hold cash. If the Fund holds cash, or if the yield of the securities purchased is less than that of the securities already in the portfolio, the Fund's yield will likely decrease. Conversely, net purchases on days on which short-term yields rise will likely cause the Fund's yield to increase. In the event of significant changes in short-term yields or significant net purchases, the Fund retains the discretion to close to new investments. However, the Fund is not required to close, and no assurance can be given that this will be done in any given circumstance.
- **Risk Associated with use of Amortized Cost.** In the unlikely event that the Fund's Board of Trustees ("Board") were to determine, pursuant to Rule 2a-7, that the extent of the deviation between the Fund's amortized cost per Share and its market-based NAV per Share may result in material dilution or other unfair results to shareholders, the Board will cause the Fund to take such action as it deems appropriate to eliminate or reduce to the extent practicable such dilution or unfair results.

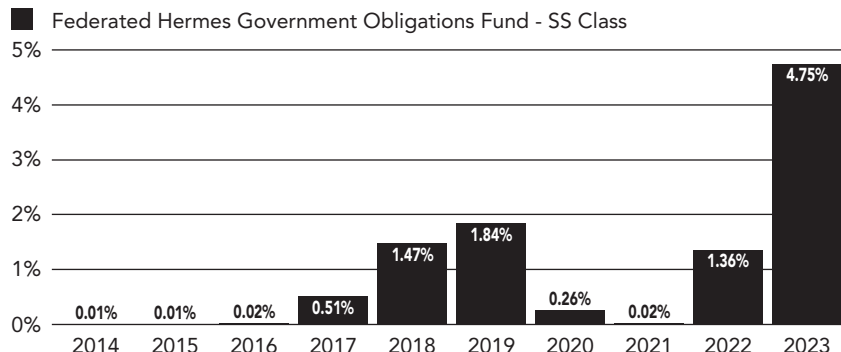
- **Additional Factors Affecting Yield.** There is no guarantee that the Fund will provide a certain level of income or that any such income will exceed the rate of inflation. Further, the Fund's yield will vary. Periods of very low or negative interest rates impact, in a negative way, the Fund's ability to maintain a positive return, or yield, or pay dividends to Fund shareholders.
- **Risk Related to the Economy.** The value of the Fund's portfolio may decline in tandem with a drop in the overall value of the markets in which the Fund invests and/or other markets. Economic, political and financial conditions, industry or economic trends and developments or public health risks, such as epidemics or pandemics, may, from time to time, and for varying periods of time, cause the Fund to experience volatility, illiquidity, shareholder redemptions or other potentially adverse effects.
- **Technology Risk.** The Adviser uses various technologies in managing the Fund, consistent with its investment objective(s) and strategy described in this Prospectus. For example, proprietary and third-party data and systems are utilized to support decision-making for the Fund. Data imprecision, software or other technology malfunctions, programming inaccuracies and similar circumstances may impair the performance of these systems, which may negatively affect Fund performance.

You could lose money by investing in the Fund. Although the Fund seeks to preserve the value of your investment at \$1.00 per share, it cannot guarantee it will do so. An investment in the Fund is not a bank account and is not insured or guaranteed by the Federal Deposit Insurance Corporation or any other government agency. The Fund's sponsor is not required to reimburse the Fund for losses, and you should not expect that the sponsor will provide financial support to the Fund at any time, including during periods of market stress.

PERFORMANCE: BAR CHART AND TABLE

Risk/Return Bar Chart

The bar chart and performance table below reflect historical performance data for the Fund and are intended to help you analyze the Fund's investment risks in light of its historical returns. The bar chart shows the variability of the Fund's SS class total returns on a calendar year-by-year basis. The Average Annual Total Return Table shows returns *averaged* over the stated periods. *The Fund's performance will fluctuate, and past performance (before and after taxes) is not necessarily an indication of future results.* Updated performance information for the Fund is available under the "Products" section at FederatedHermes.com/us or by calling 1-800-341-7400.



The Fund's SS class total return for the six-month period from January 1, 2024 to June 30, 2024, was 2.50%.

Within the periods shown in the bar chart, the Fund's SS class highest quarterly return was 1.26% (quarter ended December 31, 2023). Its lowest quarterly return was 0.00% (quarter ended March 31, 2021).

Average Annual Total Return Table

The following table represents the Fund's SS class Average Annual Total Returns for the calendar period ended December 31, 2023.

Share Class	1 Year	5 Years	10 Years
SS:	4.75%	1.63%	1.02%

The Fund's SS class 7-Day Net Yield as of December 31, 2023, was 5.02%. You may go to FederatedHermes.com/us or call the Fund at 1-800-341-7400 for the current 7-Day Net Yield.

FUND MANAGEMENT

The Fund's Investment Adviser is Federated Investment Management Company.

PURCHASE AND SALE OF FUND SHARES

The minimum initial investment amount for the Fund's SS class is generally \$500,000 and there is no minimum subsequent investment amount. There is no minimum initial or subsequent investment amount required for employer-sponsored retirement plans; however, such accounts remain subject to the Fund's policy on "Accounts with Low Balances" as discussed later in this Prospectus. Certain types of accounts are eligible for lower minimum investments. The minimum investment amount for Systematic Investment Programs is \$50.

Financial intermediaries may impose higher or lower minimum investment requirements on their customers than those imposed by the Fund. If an intermediary's aggregate account (omnibus account) meets the Fund's investment minimum requirements, there is no minimum requirement for the underlying sub-accounts. Keep in mind that financial intermediaries may charge you fees for their services in connection with your Share transactions.

You may purchase, redeem or exchange Shares of the Fund on any day the New York Stock Exchange (NYSE) is open. Shares may be purchased through a financial intermediary or directly from the Fund, by wire or by check. Please note that certain purchase restrictions may apply. Redeem or exchange Shares through a financial intermediary or directly from the Fund by telephone at 1-800-341-7400 or by mail.

TAX INFORMATION

The Fund's distributions are taxable as ordinary income or capital gains except when your investment is through a 401(k) plan, an Individual Retirement Account or other tax-advantaged investment plan.

PAYMENTS TO BROKER-DEALERS AND OTHER FINANCIAL INTERMEDIARIES

If you purchase the Fund through a broker-dealer or other financial intermediary (such as a bank), the Fund and/or its related companies may pay the intermediary for the sale of Fund Shares and related services. These payments may create a conflict of interest by influencing the broker-dealer or other intermediary and your salesperson to recommend the Fund over another investment. Ask your salesperson or visit your financial intermediary's website for more information.

Fund Summary Information – Administrative Shares

Federated Hermes Government Obligations Fund (the "Fund")

RISK/RETURN SUMMARY: INVESTMENT OBJECTIVE

The Fund is a money market fund that seeks to maintain a stable net asset value (NAV) of \$1.00 per Share. The Fund's investment objective is to provide current income consistent with stability of principal.

RISK/RETURN SUMMARY: FEES AND EXPENSES

This table describes the fees and expenses that you may pay if you buy, hold and sell Administrative Shares (ADM) of the Fund. **You may pay other fees, such as brokerage commissions and other fees to financial intermediaries, which are not reflected in the tables and examples below.**

Shareholder Fees (fees paid directly from your investment)

	ADM
Maximum Sales Charge (Load) Imposed on Purchases (as a percentage of offering price)	None
Maximum Deferred Sales Charge (Load) (as a percentage of original purchase price or redemption proceeds, as applicable)	None
Maximum Sales Charge (Load) Imposed on Reinvested Dividends (and other Distributions) (as a percentage of offering price)	None
Redemption Fee (as a percentage of amount redeemed, if applicable)	None
Exchange Fee	None

Annual Fund Operating Expenses (expenses that you pay each year as a percentage of the value of your investment)

	ADM
Management Fee ¹	0.15%
Distribution (12b-1) Fee	0.05% ²
Other Expenses	0.34%
Total Annual Fund Operating Expenses ¹	0.54%
Fee Waivers and/or Expense Reimbursements ^{1,3}	(0.09)%
Total Annual Fund Operating Expenses After Fee Waivers and/or Expense Reimbursements	0.45%

1 The Management Fee, Total Annual Fund Operating Expenses and Fee Waivers and/or Expense Reimbursements have been restated to reflect current fees due to a reduction in the stated gross Management Fee for the Fund effective October 1, 2023.

2 The Fund may incur and pay a Distribution (12b-1) Fee on the ADM class of the Fund of up to a maximum of 0.10%. However, the ADM class of the Fund will not incur and pay a 12b-1 Fee in excess of 0.05% until such time as approved by the Trustees.

3 The Adviser and certain of its affiliates on their own initiative have agreed to waive certain amounts of their respective fees and/or reimburse expenses. Total annual fund operating expenses (excluding acquired fund fees and expenses, interest expense, extraordinary expenses and proxy-related expenses paid by the Fund, if any) paid by the Fund's ADM class (after the voluntary waivers and/or reimbursements) will not exceed 0.45% (the "Fee Limit") up to but not including the later of (the "Termination Date"): (a) October 1, 2025; or (b) the date of the Fund's next effective Prospectus. While the Adviser and its affiliates currently do not anticipate terminating or increasing these arrangements prior to the Termination Date, these arrangements may only be terminated or the Fee Limit increased prior to the Termination Date with the agreement of the Trustees.

Example

This Example is intended to help you compare the cost of investing in the Fund with the cost of investing in other mutual funds.

The Example assumes that you invest \$10,000 for the time periods indicated and then redeem or hold all of your Shares at the end of those periods. The Example also assumes that your investment has a 5% return each year and that operating expenses remain the same. The Example does not reflect sales charges (loads) on reinvested dividends. If these sales charges (loads) were included, your costs would be higher. Although your actual costs and returns may be higher or lower, based on these assumptions your costs would be:

1 Year	\$ 55
3 Years	\$173
5 Years	\$302
10 Years	\$677

RISK/RETURN SUMMARY: INVESTMENTS, RISKS AND PERFORMANCE

What are the Fund's Main Investment Strategies?

The Fund invests in a portfolio of U.S. Treasury and government securities maturing in 397 days or less and repurchase agreements collateralized fully by U.S. Treasury and government securities. The Fund may also hold cash. The Fund limits its investments to those that would enable it to qualify as a permissible investment for federally chartered credit unions as set forth in applicable federal banking regulations.

Certain of the government securities in which the Fund invests are not backed by the full faith and credit of the U.S. government, such as those issued by the Federal Home Loan Mortgage Corporation ("Freddie Mac"), the Federal National Mortgage Association ("Fannie Mae") and the Federal Home Loan Bank System. These entities are, however, supported through federal subsidies, loans or other benefits. The Fund may also invest in government securities that are supported by the full faith and credit of the U.S. government, such as those issued by the Government National Mortgage Association ("Ginnie Mae"). Finally, the Fund may invest in certain government securities that are issued by entities whose activities are sponsored by the federal government, but that have no explicit financial support.

In pursuing its investment objective and implementing its investment strategies, the Fund will comply with Rule 2a-7 under the Investment Company Act of 1940 ("Rule 2a-7").

The Fund will operate as a "government money market fund," as such term is defined in or interpreted under Rule 2a-7 under the Investment Company Act of 1940, as amended (the "1940 Act"). "Government money market funds" are required to invest at least 99.5% of their total assets in: (i) cash; (ii) securities issued or guaranteed by the United States or certain U.S. government agencies or instrumentalities; and/or (iii) repurchase agreements that are collateralized fully. Government money market funds are not required to adopt a liquidity fee framework.

Under normal conditions, the Fund will invest its assets so that at least 80% of its net assets (plus any borrowings for investment purposes) are invested in government securities and/or repurchase agreements that are collateralized by government securities. The Fund will notify shareholders at least 60 days in advance of any change in this investment policy.

What are the Main Risks of Investing in the Fund?

All mutual funds take investment risks. Therefore, even though the Fund is a money market fund that seeks to maintain a stable NAV, it is possible to lose money by investing in the Fund. The primary factors that may negatively impact the Fund's ability to maintain a stable NAV, delay the payment of redemptions by the Fund, or reduce the Fund's daily dividends include:

- **Interest Rate Risk.** Prices of fixed-income securities generally fall when interest rates rise. Recent and potential future changes in monetary policy made by central banks and/or their governments are likely to affect the level of interest rates. Very low or negative interest rates magnify interest rate risk. During periods when interest rates are low or there are negative interest rates, the Fund's yield (and total return) also is likely to be lower or the Fund may be unable to maintain a positive return, or yield, or a stable NAV.
- **Issuer Credit Risk.** It is possible that interest or principal on securities will not be paid when due. Money market funds try to minimize this risk by purchasing higher-quality securities.
- **Counterparty Credit Risk.** A party to a transaction involving the Fund may fail to meet its obligations. This could cause the Fund to lose money or to lose the benefit of the transaction or prevent the Fund from selling or buying other securities to implement its investment strategies.
- **Call Risk.** The Fund's performance may be adversely affected by the possibility that an issuer of a security held by the Fund may redeem the security prior to maturity at a price below its current market value.
- **Risk Associated with Investing Share Purchase Proceeds.** On days during which there are net purchases of Fund Shares, the Fund must invest the proceeds at prevailing market yields or hold cash. If the Fund holds cash, or if the yield of the securities purchased is less than that of the securities already in the portfolio, the Fund's yield will likely decrease. Conversely, net purchases on days on which short-term yields rise will likely cause the Fund's yield to increase. In the event of significant changes in short-term yields or significant net purchases, the Fund retains the discretion to close to new investments. However, the Fund is not required to close, and no assurance can be given that this will be done in any given circumstance.
- **Risk Associated with use of Amortized Cost.** In the unlikely event that the Fund's Board of Trustees ("Board") were to determine, pursuant to Rule 2a-7, that the extent of the deviation between the Fund's amortized cost per Share and its market-based NAV per Share may result in material dilution or other unfair results to shareholders, the Board will cause the Fund to take such action as it deems appropriate to eliminate or reduce to the extent practicable such dilution or unfair results.

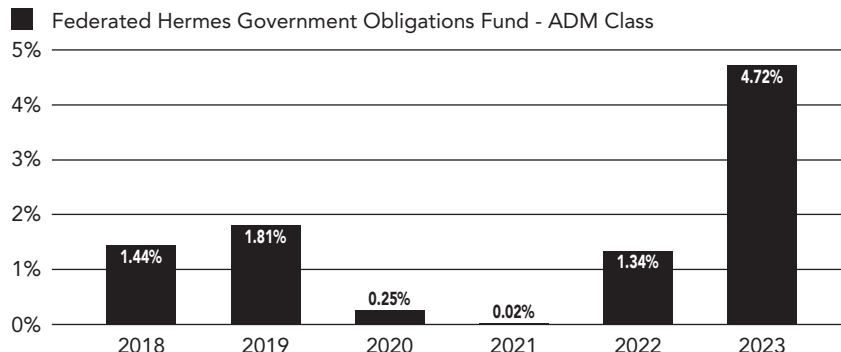
- **Additional Factors Affecting Yield.** There is no guarantee that the Fund will provide a certain level of income or that any such income will exceed the rate of inflation. Further, the Fund's yield will vary. Periods of very low or negative interest rates impact, in a negative way, the Fund's ability to maintain a positive return, or yield, or pay dividends to Fund shareholders.
- **Risk Related to the Economy.** The value of the Fund's portfolio may decline in tandem with a drop in the overall value of the markets in which the Fund invests and/or other markets. Economic, political and financial conditions, industry or economic trends and developments or public health risks, such as epidemics or pandemics, may, from time to time, and for varying periods of time, cause the Fund to experience volatility, illiquidity, shareholder redemptions or other potentially adverse effects.
- **Technology Risk.** The Adviser uses various technologies in managing the Fund, consistent with its investment objective(s) and strategy described in this Prospectus. For example, proprietary and third-party data and systems are utilized to support decision-making for the Fund. Data imprecision, software or other technology malfunctions, programming inaccuracies and similar circumstances may impair the performance of these systems, which may negatively affect Fund performance.

You could lose money by investing in the Fund. Although the Fund seeks to preserve the value of your investment at \$1.00 per share, it cannot guarantee it will do so. An investment in the Fund is not a bank account and is not insured or guaranteed by the Federal Deposit Insurance Corporation or any other government agency. The Fund's sponsor is not required to reimburse the Fund for losses, and you should not expect that the sponsor will provide financial support to the Fund at any time, including during periods of market stress.

PERFORMANCE: BAR CHART AND TABLE

Risk/Return Bar Chart

The bar chart and performance table below reflect historical performance data for the Fund and are intended to help you analyze the Fund's investment risks in light of its historical returns. The bar chart shows the variability of the Fund's ADM class total returns on a calendar year-by-year basis. The Average Annual Total Return Table shows returns averaged over the stated periods. *The Fund's performance will fluctuate, and past performance (before and after taxes) is not necessarily an indication of future results.* Updated performance information for the Fund is available under the "Products" section at FederatedHermes.com/us or by calling the Fund at 1-800-341-7400.



The Fund's ADM class total return for the six-month period from January 1, 2024 to June 30, 2024, was 2.48%.

Within the periods shown in the bar chart, the Fund's ADM class highest quarterly return was 1.26% (quarter ended December 31, 2023). Its lowest quarterly return was 0.00% (quarter ended March 31, 2021).

Average Annual Total Return Table

The following table represents the Fund's ADM class Average Annual Total Returns for the calendar period ended December 31, 2023.

Share Class	1 Year	5 Year	Since Inception
ADM:	4.72%	1.61%	1.55%
Inception Date:	09/28/2017		

The Fund's ADM class 7-Day Net Yield as of December 31, 2023, was 4.98%. You may go to FederatedHermes.com/us or call the Fund at 1-800-341-7400 for the current 7-Day Net Yield.

FUND MANAGEMENT

The Fund's Investment Adviser is Federated Investment Management Company.

PURCHASE AND SALE OF FUND SHARES

The minimum initial investment amount for the Fund's ADM class is generally \$500,000 and there is no minimum subsequent investment amount. There is no minimum initial or subsequent investment amount required for employer-sponsored retirement plans; however, such accounts remain subject to the Fund's policy on "Accounts with Low Balances" as discussed later in this Prospectus. Certain types of accounts are eligible for lower minimum investments. The minimum investment amount for Systematic Investment Programs is \$50.

Financial intermediaries may impose higher or lower minimum investment requirements on their customers than those imposed by the Fund. If an intermediary's aggregate account (omnibus account) meets the Fund's investment minimum requirements, there is no minimum requirement for the underlying sub-accounts. Keep in mind that financial intermediaries may charge you fees for their services in connection with your Share transactions.

You may purchase, redeem or exchange Shares of the Fund on any day the New York Stock Exchange (NYSE) is open. Shares may be purchased through a financial intermediary or directly from the Fund, by wire or by check. Please note that certain purchase restrictions may apply. Redeem or exchange Shares through a financial intermediary or directly from the Fund by telephone at 1-800-341-7400 or by mail.

TAX INFORMATION

The Fund's distributions are taxable as ordinary income or capital gains except when your investment is through a 401(k) plan, an Individual Retirement Account or other tax-advantaged investment plan.

PAYMENTS TO BROKER-DEALERS AND OTHER FINANCIAL INTERMEDIARIES

If you purchase the Fund through a broker-dealer or other financial intermediary (such as a bank), the Fund and/or its related companies may pay the intermediary for the sale of Fund Shares and related services. These payments may create a conflict of interest by influencing the broker-dealer or other intermediary and your salesperson to recommend the Fund over another investment. Ask your salesperson or visit your financial intermediary's website for more information.

Fund Summary Information – Cash II Shares

Federated Hermes Government Obligations Fund (the “Fund”)

RISK/RETURN SUMMARY: INVESTMENT OBJECTIVE

The Fund is a money market fund that seeks to maintain a stable net asset value (NAV) of \$1.00 per Share. The Fund’s investment objective is to provide current income consistent with stability of principal.

RISK/RETURN SUMMARY: FEES AND EXPENSES

This table describes the fees and expenses that you may pay if you buy, hold and sell Cash II Shares (CII) of the Fund. **You may pay other fees, such as brokerage commissions and other fees to financial intermediaries, which are not reflected in the tables and examples below.**

Shareholder Fees (fees paid directly from your investment)

	CII
Maximum Sales Charge (Load) Imposed on Purchases (as a percentage of offering price)	None
Maximum Deferred Sales Charge (Load) (as a percentage of original purchase price or redemption proceeds, as applicable)	None
Maximum Sales Charge (Load) Imposed on Reinvested Dividends (and other Distributions) (as a percentage of offering price)	None
Redemption Fee (as a percentage of amount redeemed, if applicable)	None
Exchange Fee	None

Annual Fund Operating Expenses (expenses that you pay each year as a percentage of the value of your investment)

	CII
Management Fee ¹	0.15%
Distribution (12b-1) Fee	0.35%
Other Expenses	0.43%
Total Annual Fund Operating Expenses ¹	0.93%
Fee Waivers and/or Expense Reimbursements ^{1,2}	(0.08)%
Total Annual Fund Operating Expenses After Fee Waivers and/or Expense Reimbursements	0.85%

1 The Management Fee, Total Annual Fund Operating Expenses and Fee Waivers and/or Expense Reimbursements have been restated to reflect current fees due to a reduction in the stated gross Management Fee for the Fund effective October 1, 2023.

2 The Adviser and certain of its affiliates, on their own initiative, have agreed to waive certain amounts of their respective fees and/or reimburse expenses. Total annual fund operating expenses (excluding acquired fund fees and expenses, interest expense, extraordinary expenses and proxy-related expenses paid by the Fund, if any) paid by the Fund’s CII class (after the voluntary waivers and/or reimbursements) will not exceed 0.85% (the “Fee Limit”) up to but not including the later of (the “Termination Date”): (a) October 1, 2025; or (b) the date of the Fund’s next effective Prospectus. While the Adviser and its affiliates currently do not anticipate terminating or increasing these arrangements prior to the Termination Date, these arrangements may only be terminated or the Fee Limit increased prior to the Termination Date with the agreement of the Fund’s Board of Trustees.

Example

This Example is intended to help you compare the cost of investing in the Fund with the cost of investing in other mutual funds.

The Example assumes that you invest \$10,000 for the time periods indicated and then redeem or hold all of your Shares at the end of those periods. The Example also assumes that your investment has a 5% return each year and that operating expenses remain the same. The Example does not reflect sales charges (loads) on reinvested dividends. If these sales charges (loads) were included, your costs would be higher. Although your actual costs and returns may be higher or lower, based on these assumptions your costs would be:

1 Year	\$ 95
3 Years	\$ 296
5 Years	\$ 515
10 Years	\$1,143

RISK/RETURN SUMMARY: INVESTMENTS, RISKS AND PERFORMANCE

What are the Fund's Main Investment Strategies?

The Fund invests in a portfolio of U.S. Treasury and government securities maturing in 397 days or less and repurchase agreements collateralized fully by U.S. Treasury and government securities. The Fund may also hold cash. The Fund limits its investments to those that would enable it to qualify as a permissible investment for federally chartered credit unions as set forth in applicable federal banking regulations.

Certain of the government securities in which the Fund invests are not backed by the full faith and credit of the U.S. government, such as those issued by the Federal Home Loan Mortgage Corporation ("Freddie Mac"), the Federal National Mortgage Association ("Fannie Mae") and the Federal Home Loan Bank System. These entities are, however, supported through federal subsidies, loans or other benefits. The Fund may also invest in government securities that are supported by the full faith and credit of the U.S. government, such as those issued by the Government National Mortgage Association ("Ginnie Mae"). Finally, the Fund may invest in certain government securities that are issued by entities whose activities are sponsored by the federal government, but that have no explicit financial support.

In pursuing its investment objective and implementing its investment strategies, the Fund will comply with Rule 2a-7 under the Investment Company Act of 1940 ("Rule 2a-7").

The Fund will operate as a "government money market fund," as such term is defined in or interpreted under Rule 2a-7 under the Investment Company Act of 1940, as amended (the "1940 Act"). "Government money market funds" are required to invest at least 99.5% of their total assets in: (i) cash; (ii) securities issued or guaranteed by the United States or certain U.S. government agencies or instrumentalities; and/or (iii) repurchase agreements that are collateralized fully. Government money market funds are not required to adopt a liquidity fee framework.

Under normal conditions, the Fund will invest its assets so that at least 80% of its net assets (plus any borrowings for investment purposes) are invested in government securities and/or repurchase agreements that are collateralized by government securities. The Fund will notify shareholders at least 60 days in advance of any change in this investment policy.

What are the Main Risks of Investing in the Fund?

All mutual funds take investment risks. Therefore, even though the Fund is a money market fund that seeks to maintain a stable NAV, it is possible to lose money by investing in the Fund. The primary factors that may negatively impact the Fund's ability to maintain a stable NAV, delay the payment of redemptions by the Fund, or reduce the Fund's daily dividends include:

- **Interest Rate Risk.** Prices of fixed-income securities generally fall when interest rates rise. Recent and potential future changes in monetary policy made by central banks and/or their governments are likely to affect the level of interest rates. Very low or negative interest rates magnify interest rate risk. During periods when interest rates are low or there are negative interest rates, the Fund's yield (and total return) also is likely to be lower or the Fund may be unable to maintain a positive return, or yield, or a stable NAV.
- **Issuer Credit Risk.** It is possible that interest or principal on securities will not be paid when due. Money market funds try to minimize this risk by purchasing higher-quality securities.
- **Counterparty Credit Risk.** A party to a transaction involving the Fund may fail to meet its obligations. This could cause the Fund to lose money or to lose the benefit of the transaction or prevent the Fund from selling or buying other securities to implement its investment strategies.
- **Call Risk.** The Fund's performance may be adversely affected by the possibility that an issuer of a security held by the Fund may redeem the security prior to maturity at a price below its current market value.
- **Risk Associated with Investing Share Purchase Proceeds.** On days during which there are net purchases of Fund Shares, the Fund must invest the proceeds at prevailing market yields or hold cash. If the Fund holds cash, or if the yield of the securities purchased is less than that of the securities already in the portfolio, the Fund's yield will likely decrease. Conversely, net purchases on days on which short-term yields rise will likely cause the Fund's yield to increase. In the event of significant changes in short-term yields or significant net purchases, the Fund retains the discretion to close to new investments. However, the Fund is not required to close, and no assurance can be given that this will be done in any given circumstance.
- **Risk Associated with use of Amortized Cost.** In the unlikely event that the Fund's Board of Trustees ("Board") were to determine, pursuant to Rule 2a-7, that the extent of the deviation between the Fund's amortized cost per Share and its market-based NAV per Share may result in material dilution or other unfair results to shareholders, the Board will cause the Fund to take such action as it deems appropriate to eliminate or reduce to the extent practicable such dilution or unfair results.

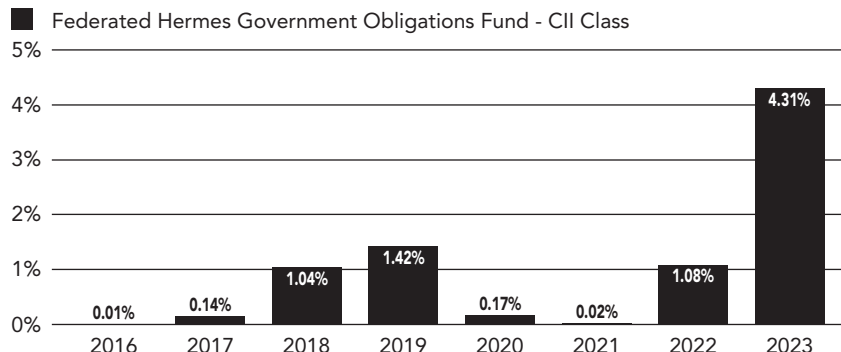
- **Additional Factors Affecting Yield.** There is no guarantee that the Fund will provide a certain level of income or that any such income will exceed the rate of inflation. Further, the Fund's yield will vary. Periods of very low or negative interest rates impact, in a negative way, the Fund's ability to maintain a positive return, or yield, or pay dividends to Fund shareholders.
- **Risk Related to the Economy.** The value of the Fund's portfolio may decline in tandem with a drop in the overall value of the markets in which the Fund invests and/or other markets. Economic, political and financial conditions, industry or economic trends and developments or public health risks, such as epidemics or pandemics, may, from time to time, and for varying periods of time, cause the Fund to experience volatility, illiquidity, shareholder redemptions or other potentially adverse effects.
- **Technology Risk.** The Adviser uses various technologies in managing the Fund, consistent with its investment objective(s) and strategy described in this Prospectus. For example, proprietary and third-party data and systems are utilized to support decision-making for the Fund. Data imprecision, software or other technology malfunctions, programming inaccuracies and similar circumstances may impair the performance of these systems, which may negatively affect Fund performance.

You could lose money by investing in the Fund. Although the Fund seeks to preserve the value of your investment at \$1.00 per share, it cannot guarantee it will do so. An investment in the Fund is not a bank account and is not insured or guaranteed by the Federal Deposit Insurance Corporation or any other government agency. The Fund's sponsor is not required to reimburse the Fund for losses, and you should not expect that the sponsor will provide financial support to the Fund at any time, including during periods of market stress.

PERFORMANCE: BAR CHART AND TABLE

Risk/Return Bar Chart

The bar chart and performance table below reflect historical performance data for the Fund and are intended to help you analyze the Fund's investment risk in light of its historical returns. The bar chart shows the variability of the Fund's CII class total returns on a calendar year-by-year basis. The Average Annual Total Return Table shows returns *averaged* over the stated periods. *The Fund's performance will fluctuate, and past performance (before and after taxes) is not necessarily an indication of future results.* Updated performance information for the Fund is available under the "Products" section at FederatedHermes.com/us or by calling 1-800-341-7400.



The Fund's CII class total return for the six-month period from January 1, 2024 to June 30, 2024, was 2.29%.

Within the periods shown in the bar chart, the Fund's CII class highest quarterly return was 1.16% (quarter ended December 31, 2023). Its lowest quarterly return was 0.00% (quarter ended March 31, 2021).

Average Annual Total Return Table

The following table represents the Fund's CII class Average Annual Total Returns for the calendar period ended December 31, 2023.

Share Class	1 Year	5 Years	Since Inception
CII:	4.31%	1.39%	0.95%
Inception Date:	06/02/2015		

The Fund's CII class 7-Day Net Yield as of December 31, 2023, was 4.59%. You may go to FederatedHermes.com/us or call the Fund at 1-800-341-7400 for the current 7-Day Net Yield.

FUND MANAGEMENT

The Fund's Investment Adviser is Federated Investment Management Company.

PURCHASE AND SALE OF FUND SHARES

The minimum initial investment amount for the Fund's CII class is generally \$25,000 and there is no minimum subsequent investment amount. The minimum initial and subsequent investment amounts for Individual Retirement Accounts are generally \$250 and \$100, respectively. There is no minimum initial or subsequent investment amount required for employer-sponsored retirement plans; however, such accounts remain subject to the Fund's policy on "Accounts with Low Balances" as discussed later in this Prospectus. Certain types of accounts are eligible for lower minimum investments. The minimum investment amount for Systematic Investment Programs is \$50.

Financial intermediaries may impose higher or lower minimum investment requirements on their customers than those imposed by the Fund. If an intermediary's aggregate account (omnibus account) meets the Fund's investment minimum requirements, there is no minimum requirement for the underlying sub-accounts. Keep in mind that financial intermediaries may charge you fees for their services in connection with your Share transactions.

You may purchase, redeem or exchange Shares of the Fund on any day the New York Stock Exchange (NYSE) is open. Shares may be purchased through a financial intermediary or directly from the Fund, by wire or by check. Please note that certain purchase restrictions may apply. Redeem or exchange Shares through a financial intermediary or directly from the Fund by telephone at 1-800-341-7400 or by mail.

TAX INFORMATION

The Fund's distributions are taxable as ordinary income or capital gains except when your investment is through a 401(k) plan, an Individual Retirement Account or other tax-advantaged investment plan.

PAYMENTS TO BROKER-DEALERS AND OTHER FINANCIAL INTERMEDIARIES

If you purchase the Fund through a broker-dealer or other financial intermediary (such as a bank), the Fund and/or its related companies may pay the intermediary for the sale of Fund Shares and related services. These payments may create a conflict of interest by influencing the broker-dealer or other intermediary and your salesperson to recommend the Fund over another investment. Ask your salesperson or visit your financial intermediary's website for more information.

Fund Summary Information – Cash Series Shares

Federated Hermes Government Obligations Fund (the “Fund”)

RISK/RETURN SUMMARY: INVESTMENT OBJECTIVE

The Fund is a money market fund that seeks to maintain a stable net asset value (NAV) of \$1.00 per Share. The Fund’s investment objective is to provide current income consistent with stability of principal.

RISK/RETURN SUMMARY: FEES AND EXPENSES

This table describes the fees and expenses that you may pay if you buy, hold and sell Cash Series Shares (CS) of the Fund. **You may pay other fees, such as brokerage commissions and other fees to financial intermediaries, which are not reflected in the tables and examples below.**

Shareholder Fees (fees paid directly from your investment)

	CS
Maximum Sales Charge (Load) Imposed on Purchases (as a percentage of offering price)	None
Maximum Deferred Sales Charge (Load) (as a percentage of original purchase price or redemption proceeds, as applicable)	None
Maximum Sales Charge (Load) Imposed on Reinvested Dividends (and other Distributions) (as a percentage of offering price)	None
Redemption Fee (as a percentage of amount redeemed, if applicable)	None
Exchange Fee	None

Annual Fund Operating Expenses (expenses that you pay each year as a percentage of the value of your investment)

	CS
Management Fee ¹	0.15%
Distribution (12b-1) Fee	0.60%
Other Expenses	0.37%
Total Annual Fund Operating Expenses ¹	1.12%
Fee Waivers and/or Expense Reimbursements ^{1,2}	(0.07)%
Total Annual Fund Operating Expenses After Fee Waivers and/or Expense Reimbursements	1.05%

1 The Management Fee, Total Annual Fund Operating Expenses and Fee Waivers and/or Expense Reimbursements have been restated to reflect current fees due to a reduction in the stated gross Management Fee for the Fund effective October 1, 2023.

2 The Adviser and certain of its affiliates, on their own initiative, have agreed to waive certain amounts of their respective fees and/or reimburse expenses. Total annual fund operating expenses (excluding acquired fund fees and expenses, interest expense, extraordinary expenses and proxy-related expenses paid by the Fund, if any) paid by the Fund’s CS class (after the voluntary waivers and/or reimbursements) will not exceed 1.05% (the “Fee Limit”) up to but not including the later of (the “Termination Date”): (a) October 1, 2025; or (b) the date of the Fund’s next effective Prospectus. While the Adviser and its affiliates currently do not anticipate terminating or increasing these arrangements prior to the Termination Date, these arrangements may only be terminated or the Fee Limit increased prior to the Termination Date with the agreement of the Fund’s Board of Trustees.

Example

This Example is intended to help you compare the cost of investing in the Fund with the cost of investing in other mutual funds.

The Example assumes that you invest \$10,000 for the time periods indicated and then redeem or hold all of your Shares at the end of those periods. The Example also assumes that your investment has a 5% return each year and that operating expenses remain the same. The Example does not reflect sales charges (loads) on reinvested dividends. If these sales charges (loads) were included, your costs would be higher. Although your actual costs and returns may be higher or lower, based on these assumptions your costs would be:

1 Year	\$ 114
3 Years	\$ 356
5 Years	\$ 617
10 Years	\$1,363

RISK/RETURN SUMMARY: INVESTMENTS, RISKS AND PERFORMANCE

What are the Fund's Main Investment Strategies?

The Fund invests in a portfolio of U.S. Treasury and government securities maturing in 397 days or less and repurchase agreements collateralized fully by U.S. Treasury and government securities. The Fund may also hold cash. The Fund limits its investments to those that would enable it to qualify as a permissible investment for federally chartered credit unions as set forth in applicable federal banking regulations.

Certain of the government securities in which the Fund invests are not backed by the full faith and credit of the U.S. government, such as those issued by the Federal Home Loan Mortgage Corporation ("Freddie Mac"), the Federal National Mortgage Association ("Fannie Mae") and the Federal Home Loan Bank System. These entities are, however, supported through federal subsidies, loans or other benefits. The Fund may also invest in government securities that are supported by the full faith and credit of the U.S. government, such as those issued by the Government National Mortgage Association ("Ginnie Mae"). Finally, the Fund may invest in certain government securities that are issued by entities whose activities are sponsored by the federal government, but that have no explicit financial support.

In pursuing its investment objective and implementing its investment strategies, the Fund will comply with Rule 2a-7 under the Investment Company Act of 1940 ("Rule 2a-7").

The Fund will operate as a "government money market fund," as such term is defined in or interpreted under Rule 2a-7 under the Investment Company Act of 1940, as amended (the "1940 Act"). "Government money market funds" are required to invest at least 99.5% of their total assets in: (i) cash; (ii) securities issued or guaranteed by the United States or certain U.S. government agencies or instrumentalities; and/or (iii) repurchase agreements that are collateralized fully. Government money market funds are not required to adopt a liquidity fee framework.

Under normal conditions, the Fund will invest its assets so that at least 80% of its net assets (plus any borrowings for investment purposes) are invested in government securities and/or repurchase agreements that are collateralized by government securities. The Fund will notify shareholders at least 60 days in advance of any change in this investment policy.

What are the Main Risks of Investing in the Fund?

All mutual funds take investment risks. Therefore, even though the Fund is a money market fund that seeks to maintain a stable NAV, it is possible to lose money by investing in the Fund. The primary factors that may negatively impact the Fund's ability to maintain a stable NAV, delay the payment of redemptions by the Fund, or reduce the Fund's daily dividends include:

- **Interest Rate Risk.** Prices of fixed-income securities generally fall when interest rates rise. Recent and potential future changes in monetary policy made by central banks and/or their governments are likely to affect the level of interest rates. Very low or negative interest rates magnify interest rate risk. During periods when interest rates are low or there are negative interest rates, the Fund's yield (and total return) also is likely to be lower or the Fund may be unable to maintain a positive return, or yield, or a stable NAV.
- **Issuer Credit Risk.** It is possible that interest or principal on securities will not be paid when due. Money market funds try to minimize this risk by purchasing higher-quality securities.
- **Counterparty Credit Risk.** A party to a transaction involving the Fund may fail to meet its obligations. This could cause the Fund to lose money or to lose the benefit of the transaction or prevent the Fund from selling or buying other securities to implement its investment strategies.
- **Call Risk.** The Fund's performance may be adversely affected by the possibility that an issuer of a security held by the Fund may redeem the security prior to maturity at a price below its current market value.
- **Risk Associated with Investing Share Purchase Proceeds.** On days during which there are net purchases of Fund Shares, the Fund must invest the proceeds at prevailing market yields or hold cash. If the Fund holds cash, or if the yield of the securities purchased is less than that of the securities already in the portfolio, the Fund's yield will likely decrease. Conversely, net purchases on days on which short-term yields rise will likely cause the Fund's yield to increase. In the event of significant changes in short-term yields or significant net purchases, the Fund retains the discretion to close to new investments. However, the Fund is not required to close, and no assurance can be given that this will be done in any given circumstance.
- **Risk Associated with use of Amortized Cost.** In the unlikely event that the Fund's Board of Trustees ("Board") were to determine, pursuant to Rule 2a-7, that the extent of the deviation between the Fund's amortized cost per Share and its market-based NAV per Share may result in material dilution or other unfair results to shareholders, the Board will cause the Fund to take such action as it deems appropriate to eliminate or reduce to the extent practicable such dilution or unfair results.

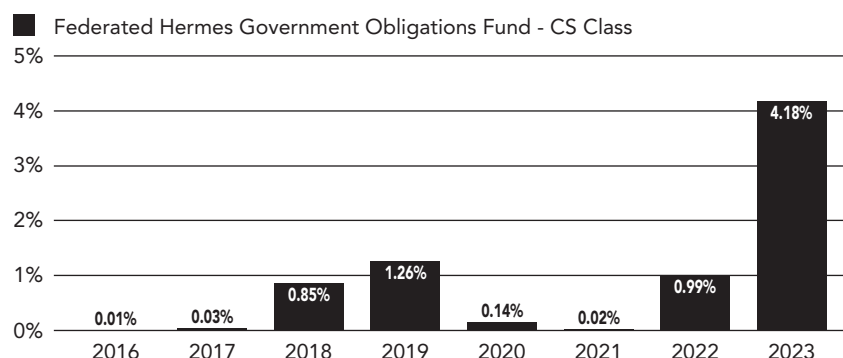
- **Additional Factors Affecting Yield.** There is no guarantee that the Fund will provide a certain level of income or that any such income will exceed the rate of inflation. Further, the Fund's yield will vary. Periods of very low or negative interest rates impact, in a negative way, the Fund's ability to maintain a positive return, or yield, or pay dividends to Fund shareholders.
- **Risk Related to the Economy.** The value of the Fund's portfolio may decline in tandem with a drop in the overall value of the markets in which the Fund invests and/or other markets. Economic, political and financial conditions, industry or economic trends and developments or public health risks, such as epidemics or pandemics, may, from time to time, and for varying periods of time, cause the Fund to experience volatility, illiquidity, shareholder redemptions or other potentially adverse effects.
- **Technology Risk.** The Adviser uses various technologies in managing the Fund, consistent with its investment objective(s) and strategy described in this Prospectus. For example, proprietary and third-party data and systems are utilized to support decision-making for the Fund. Data imprecision, software or other technology malfunctions, programming inaccuracies and similar circumstances may impair the performance of these systems, which may negatively affect Fund performance.

You could lose money by investing in the Fund. Although the Fund seeks to preserve the value of your investment at \$1.00 per share, it cannot guarantee it will do so. An investment in the Fund is not a bank account and is not insured or guaranteed by the Federal Deposit Insurance Corporation or any other government agency. The Fund's sponsor is not required to reimburse the Fund for losses, and you should not expect that the sponsor will provide financial support to the Fund at any time, including during periods of market stress.

PERFORMANCE: BAR CHART AND TABLE

Risk/Return Bar Chart

The bar chart and performance table below reflect historical performance data for the Fund and are intended to help you analyze the Fund's investment risk in light of its historical returns. The bar chart shows the variability of the Fund's CS class total returns on a calendar year-by-year basis. The Average Annual Total Return Table shows returns *averaged* over the stated periods. *The Fund's performance will fluctuate, and past performance (before and after taxes) is not necessarily an indication of future results.* Updated performance information for the Fund is available under the "Products" section at FederatedHermes.com/us or by calling 1-800-341-7400.



The Fund's CS class total return for the six-month period from January 1, 2024 to June 30, 2024, was 2.22%.

Within the periods shown in the bar chart, the Fund's CS class highest quarterly return was 1.12% (quarter ended December 31, 2023). Its lowest quarterly return was 0.00% (quarter ended March 31, 2021).

Average Annual Total Return Table

The following table represents the Fund's CS class Average Annual Total Returns for the calendar period ended December 31, 2023.

Share Class	1 Year	5 Years	Since Inception
CS:	4.18%	1.31%	0.86%
Inception Date:	06/02/2015		

The Fund's CS class 7-Day Net Yield as of December 31, 2023, was 4.45%. You may go to FederatedHermes.com/us or call the Fund at 1-800-341-7400 for the current 7-Day Net Yield.

FUND MANAGEMENT

The Fund's Investment Adviser is Federated Investment Management Company.

PURCHASE AND SALE OF FUND SHARES

The minimum initial investment amount for the Fund's Cash Series Shares is generally \$10,000 and \$250 for minimum subsequent investments. There is no minimum initial or subsequent investment amount required for employer-sponsored retirement plans; however, such accounts remain subject to the Fund's policy on "Accounts with Low Balances" as discussed later in this Prospectus. Certain types of accounts are eligible for lower minimum investments. The minimum investment amount for Systematic Investment Programs is \$50.

Financial intermediaries may impose higher or lower minimum investment requirements on their customers than those imposed by the Fund. If an intermediary's aggregate account (omnibus account) meets the Fund's investment minimum requirements, there is no minimum requirement for the underlying sub-accounts. Keep in mind that financial intermediaries may charge you fees for their services in connection with your Share transactions.

You may purchase, redeem or exchange Shares of the Fund on any day the New York Stock Exchange (NYSE) is open. Shares may be purchased through a financial intermediary or directly from the Fund, by wire or by check. Please note that certain purchase restrictions may apply. Redeem or exchange Shares through a financial intermediary or directly from the Fund by telephone at 1-800-341-7400 or by mail.

TAX INFORMATION

The Fund's distributions are taxable as ordinary income or capital gains except when your investment is through a 401(k) plan, an Individual Retirement Account or other tax-advantaged investment plan.

PAYMENTS TO BROKER-DEALERS AND OTHER FINANCIAL INTERMEDIARIES

If you purchase the Fund through a broker-dealer or other financial intermediary (such as a bank), the Fund and/or its related companies may pay the intermediary for the sale of Fund Shares and related services. These payments may create a conflict of interest by influencing the broker-dealer or other intermediary and your salesperson to recommend the Fund over another investment. Ask your salesperson or visit your financial intermediary's website for more information.

Fund Summary Information – Capital Shares

Federated Hermes Government Obligations Fund (the “Fund”)

RISK/RETURN SUMMARY: INVESTMENT OBJECTIVE

The Fund is a money market fund that seeks to maintain a stable net asset value (NAV) of \$1.00 per Share. The Fund’s investment objective is to provide current income consistent with stability of principal.

RISK/RETURN SUMMARY: FEES AND EXPENSES

This table describes the fees and expenses that you may pay if you buy, hold and sell Capital Shares (CAP) of the Fund. **You may pay other fees, such as brokerage commissions and other fees to financial intermediaries, which are not reflected in the tables and examples below.**

Shareholder Fees (fees paid directly from your investment)

	CAP
Maximum Sales Charge (Load) Imposed on Purchases (as a percentage of offering price)	None
Maximum Deferred Sales Charge (Load) (as a percentage of original purchase price or redemption proceeds, as applicable)	None
Maximum Sales Charge (Load) Imposed on Reinvested Dividends (and other Distributions) (as a percentage of offering price)	None
Redemption Fee (as a percentage of amount redeemed, if applicable)	None
Exchange Fee	None

Annual Fund Operating Expenses (expenses that you pay each year as a percentage of the value of your investment)

	CAP
Management Fee ¹	0.15%
Distribution (12b-1) Fee	None
Other Expenses	0.34%
Total Annual Fund Operating Expenses ¹	0.49%
Fee Waivers and/or Expense Reimbursements ^{1,2}	(0.19)%
Total Annual Fund Operating Expenses After Fee Waivers and/or Expense Reimbursements	0.30%

1 The Management Fee, Total Annual Fund Operating Expenses and Fee Waivers and/or Expense Reimbursements have been restated to reflect current fees due to a reduction in the stated gross Management Fee for the Fund effective October 1, 2023.

2 The Adviser and certain of its affiliates on their own initiative have agreed to waive certain amounts of their respective fees and/or reimburse expenses. Total annual fund operating expenses (excluding acquired fund fees and expenses, interest expense, extraordinary expenses and proxy-related expenses paid by the Fund, if any) paid by the Fund’s CAP class (after the voluntary waivers and/or reimbursements) will not exceed 0.30% (the “Fee Limit”) up to but not including the later of (the “Termination Date”): (a) October 1, 2025; or (b) the date of the Fund’s next effective Prospectus. While the Adviser and its affiliates currently do not anticipate terminating or increasing these arrangements prior to the Termination Date, these arrangements may only be terminated or the Fee Limit increased prior to the Termination Date with the agreement of the Fund’s Board of Trustees.

Example

This Example is intended to help you compare the cost of investing in the Fund with the cost of investing in other mutual funds.

The Example assumes that you invest \$10,000 for the time periods indicated and then redeem or hold all of your Shares at the end of those periods. The Example also assumes that your investment has a 5% return each year and that operating expenses remain the same. The Example does not reflect sales charges (loads) on reinvested dividends. If these sales charges (loads) were included, your costs would be higher. Although your actual costs and returns may be higher or lower, based on these assumptions your costs would be:

1 Year	\$ 50
3 Years	\$157
5 Years	\$274
10 Years	\$616

RISK/RETURN SUMMARY: INVESTMENTS, RISKS AND PERFORMANCE

What are the Fund's Main Investment Strategies?

The Fund invests in a portfolio of U.S. Treasury and government securities maturing in 397 days or less and repurchase agreements collateralized fully by U.S. Treasury and government securities. The Fund may also hold cash. The Fund limits its investments to those that would enable it to qualify as a permissible investment for federally chartered credit unions as set forth in applicable federal banking regulations.

Certain of the government securities in which the Fund invests are not backed by the full faith and credit of the U.S. government, such as those issued by the Federal Home Loan Mortgage Corporation ("Freddie Mac"), the Federal National Mortgage Association ("Fannie Mae") and the Federal Home Loan Bank System. These entities are, however, supported through federal subsidies, loans or other benefits. The Fund may also invest in government securities that are supported by the full faith and credit of the U.S. government, such as those issued by the Government National Mortgage Association ("Ginnie Mae"). Finally, the Fund may invest in certain government securities that are issued by entities whose activities are sponsored by the federal government, but that have no explicit financial support.

In pursuing its investment objective and implementing its investment strategies, the Fund will comply with Rule 2a-7 under the Investment Company Act of 1940 ("Rule 2a-7").

The Fund will operate as a "government money market fund," as such term is defined in or interpreted under Rule 2a-7 under the Investment Company Act of 1940, as amended (the "1940 Act"). "Government money market funds" are required to invest at least 99.5% of their total assets in: (i) cash; (ii) securities issued or guaranteed by the United States or certain U.S. government agencies or instrumentalities; and/or (iii) repurchase agreements that are collateralized fully. Government money market funds are not required to adopt a liquidity fee framework.

Under normal conditions, the Fund will invest its assets so that at least 80% of its net assets (plus any borrowings for investment purposes) are invested in government securities and/or repurchase agreements that are collateralized by government securities. The Fund will notify shareholders at least 60 days in advance of any change in this investment policy.

What are the Main Risks of Investing in the Fund?

All mutual funds take investment risks. Therefore, even though the Fund is a money market fund that seeks to maintain a stable NAV, it is possible to lose money by investing in the Fund. The primary factors that may negatively impact the Fund's ability to maintain a stable NAV, delay the payment of redemptions by the Fund, or reduce the Fund's daily dividends include:

- **Interest Rate Risk.** Prices of fixed-income securities generally fall when interest rates rise. Recent and potential future changes in monetary policy made by central banks and/or their governments are likely to affect the level of interest rates. Very low or negative interest rates magnify interest rate risk. During periods when interest rates are low or there are negative interest rates, the Fund's yield (and total return) also is likely to be lower or the Fund may be unable to maintain a positive return, or yield, or a stable NAV.
- **Issuer Credit Risk.** It is possible that interest or principal on securities will not be paid when due. Money market funds try to minimize this risk by purchasing higher-quality securities.
- **Counterparty Credit Risk.** A party to a transaction involving the Fund may fail to meet its obligations. This could cause the Fund to lose money or to lose the benefit of the transaction or prevent the Fund from selling or buying other securities to implement its investment strategies.
- **Call Risk.** The Fund's performance may be adversely affected by the possibility that an issuer of a security held by the Fund may redeem the security prior to maturity at a price below its current market value.
- **Risk Associated with Investing Share Purchase Proceeds.** On days during which there are net purchases of Fund Shares, the Fund must invest the proceeds at prevailing market yields or hold cash. If the Fund holds cash, or if the yield of the securities purchased is less than that of the securities already in the portfolio, the Fund's yield will likely decrease. Conversely, net purchases on days on which short-term yields rise will likely cause the Fund's yield to increase. In the event of significant changes in short-term yields or significant net purchases, the Fund retains the discretion to close to new investments. However, the Fund is not required to close, and no assurance can be given that this will be done in any given circumstance.
- **Risk Associated with use of Amortized Cost.** In the unlikely event that the Fund's Board of Trustees ("Board") were to determine, pursuant to Rule 2a-7, that the extent of the deviation between the Fund's amortized cost per Share and its market-based NAV per Share may result in material dilution or other unfair results to shareholders, the Board will cause the Fund to take such action as it deems appropriate to eliminate or reduce to the extent practicable such dilution or unfair results.

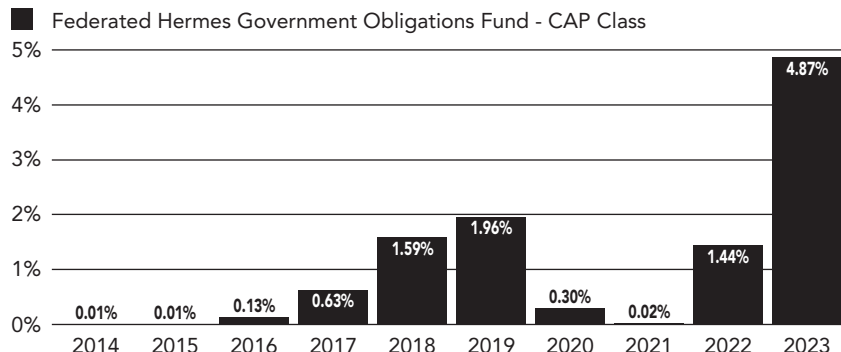
- **Additional Factors Affecting Yield.** There is no guarantee that the Fund will provide a certain level of income or that any such income will exceed the rate of inflation. Further, the Fund's yield will vary. Periods of very low or negative interest rates impact, in a negative way, the Fund's ability to maintain a positive return, or yield, or pay dividends to Fund shareholders.
- **Risk Related to the Economy.** The value of the Fund's portfolio may decline in tandem with a drop in the overall value of the markets in which the Fund invests and/or other markets. Economic, political and financial conditions, industry or economic trends and developments or public health risks, such as epidemics or pandemics, may, from time to time, and for varying periods of time, cause the Fund to experience volatility, illiquidity, shareholder redemptions or other potentially adverse effects.
- **Technology Risk.** The Adviser uses various technologies in managing the Fund, consistent with its investment objective(s) and strategy described in this Prospectus. For example, proprietary and third-party data and systems are utilized to support decision-making for the Fund. Data imprecision, software or other technology malfunctions, programming inaccuracies and similar circumstances may impair the performance of these systems, which may negatively affect Fund performance.

You could lose money by investing in the Fund. Although the Fund seeks to preserve the value of your investment at \$1.00 per share, it cannot guarantee it will do so. An investment in the Fund is not a bank account and is not insured or guaranteed by the Federal Deposit Insurance Corporation or any other government agency. The Fund's sponsor is not required to reimburse the Fund for losses, and you should not expect that the sponsor will provide financial support to the Fund at any time, including during periods of market stress.

PERFORMANCE: BAR CHART AND TABLE

Risk/Return Bar Chart

The bar chart and performance table below reflect historical performance data for the Fund and are intended to help you analyze the Fund's investment risks in light of its historical returns. The bar chart shows the variability of the Fund's CAP class total returns on a calendar year-by-year basis. The Average Annual Total Return Table shows returns *averaged* over the stated periods. *The Fund's performance will fluctuate, and past performance (before and after taxes) is not necessarily an indication of future results.* Updated performance information for the Fund is available under the "Products" section at FederatedHermes.com/us or by calling 1-800-341-7400.



The Fund's CAP class total return for the six-month period from January 1, 2024 to June 30, 2024, was 2.56%.

Within the periods shown in the bar chart, the Fund's CAP class highest quarterly return was 1.29% (quarter ended December 31, 2023). Its lowest quarterly return was 0.00% (quarter ended March 31, 2021).

Average Annual Total Return Table

The following table represents the Fund's CAP class Average Annual Total Returns for the calendar period ended December 31, 2023.

Share Class	1 Year	5 Years	10 Years
CAP:	4.87%	1.71%	1.09%

The Fund's CAP class 7-Day Net Yield as of December 31, 2023, was 5.13%. You may go to FederatedHermes.com/us or call the Fund 1-800-341-7400 for the current 7-Day Net Yield.

FUND MANAGEMENT

The Fund's Investment Adviser is Federated Investment Management Company.

PURCHASE AND SALE OF FUND SHARES

The minimum initial investment amount for the Fund's CAP class is generally \$500,000 and there is no minimum subsequent investment amount. There is no minimum initial or subsequent investment amount required for employer-sponsored retirement plans; however, such accounts remain subject to the Fund's policy on "Accounts with Low Balances" as discussed later in this Prospectus. Certain types of accounts are eligible for lower minimum investments. The minimum investment amount for Systematic Investment Programs is \$50.

Financial intermediaries may impose higher or lower minimum investment requirements on their customers than those imposed by the Fund. If an intermediary's aggregate account (omnibus account) meets the Fund's investment minimum requirements, there is no minimum requirement for the underlying sub-accounts. Keep in mind that financial intermediaries may charge you fees for their services in connection with your Share transactions.

You may purchase, redeem or exchange Shares of the Fund on any day the New York Stock Exchange (NYSE) is open. Shares may be purchased through a financial intermediary or directly from the Fund, by wire or by check. Please note that certain purchase restrictions may apply. Redeem or exchange Shares through a financial intermediary or directly from the Fund by telephone at 1-800-341-7400 or by mail.

TAX INFORMATION

The Fund's distributions are taxable as ordinary income or capital gains except when your investment is through a 401(k) plan, an Individual Retirement Account or other tax-advantaged investment plan.

PAYMENTS TO BROKER-DEALERS AND OTHER FINANCIAL INTERMEDIARIES

If you purchase the Fund through a broker-dealer or other financial intermediary (such as a bank), the Fund and/or its related companies may pay the intermediary for the sale of Fund Shares and related services. These payments may create a conflict of interest by influencing the broker-dealer or other intermediary and your salesperson to recommend the Fund over another investment. Ask your salesperson or visit your financial intermediary's website for more information.

Fund Summary Information – Trust Shares

Federated Hermes Government Obligations Fund (the “Fund”)

RISK/RETURN SUMMARY: INVESTMENT OBJECTIVE

The Fund is a money market fund that seeks to maintain a stable net asset value (NAV) of \$1.00 per Share. The Fund’s investment objective is to provide current income consistent with stability of principal.

RISK/RETURN SUMMARY: FEES AND EXPENSES

This table describes the fees and expenses that you may pay if you buy, hold and sell Trust Shares (TR) of the Fund. **You may pay other fees, such as brokerage commissions and other fees to financial intermediaries, which are not reflected in the tables and examples below.**

Shareholder Fees (fees paid directly from your investment)

	TR
Maximum Sales Charge (Load) Imposed on Purchases (as a percentage of offering price)	None
Maximum Deferred Sales Charge (Load) (as a percentage of original purchase price or redemption proceeds, as applicable)	None
Maximum Sales Charge (Load) Imposed on Reinvested Dividends (and other Distributions) (as a percentage of offering price)	None
Redemption Fee (as a percentage of amount redeemed, if applicable)	None
Exchange Fee	None

Annual Fund Operating Expenses (expenses that you pay each year as a percentage of the value of your investment)

	TR
Management Fee ¹	0.15%
Distribution (12b-1) Fee	0.25%
Other Expenses	0.38%
Total Annual Fund Operating Expenses ¹	0.78%
Fee Waivers and/or Expense Reimbursements ^{1,2}	(0.08)%
Total Annual Fund Operating Expenses After Fee Waivers and/or Expense Reimbursements	0.70%

1 The Management Fee, Total Annual Fund Operating Expenses and Fee Waivers and/or Expense Reimbursements have been restated to reflect current fees due to a reduction in the stated gross Management Fee for the Fund effective October 1, 2023.

2 The Adviser and certain of its affiliates on their own initiative have agreed to waive certain amounts of their respective fees and/or reimburse expenses. Total annual fund operating expenses (excluding acquired fund fees and expenses, interest expense, extraordinary expenses and proxy-related expenses paid by the Fund, if any) paid by the Fund’s TR class (after the voluntary waivers and/or reimbursements) will not exceed 0.70% (the “Fee Limit”) up to but not including the later of (the “Termination Date”): (a) October 1, 2025; or (b) the date of the Fund’s next effective Prospectus. While the Adviser and its affiliates currently do not anticipate terminating or increasing these arrangements prior to the Termination Date, these arrangements may only be terminated or the Fee Limit increased prior to the Termination Date with the agreement of the Fund’s Board of Trustees.

Example

This Example is intended to help you compare the cost of investing in the Fund with the cost of investing in other mutual funds.

The Example assumes that you invest \$10,000 for the time periods indicated and then redeem or hold all of your Shares at the end of those periods. The Example also assumes that your investment has a 5% return each year and that operating expenses remain the same. The Example does not reflect sales charges (loads) on reinvested dividends. If these sales charges (loads) were included, your costs would be higher. Although your actual costs and returns may be higher or lower, based on these assumptions your costs would be:

1 Year	\$ 80
3 Years	\$249
5 Years	\$433
10 Years	\$966

RISK/RETURN SUMMARY: INVESTMENTS, RISKS AND PERFORMANCE

What are the Fund's Main Investment Strategies?

The Fund invests in a portfolio of U.S. Treasury and government securities maturing in 397 days or less and repurchase agreements collateralized fully by U.S. Treasury and government securities. The Fund may also hold cash. The Fund limits its investments to those that would enable it to qualify as a permissible investment for federally chartered credit unions as set forth in applicable federal banking regulations.

Certain of the government securities in which the Fund invests are not backed by the full faith and credit of the U.S. government, such as those issued by the Federal Home Loan Mortgage Corporation ("Freddie Mac"), the Federal National Mortgage Association ("Fannie Mae") and the Federal Home Loan Bank System. These entities are, however, supported through federal subsidies, loans or other benefits. The Fund may also invest in government securities that are supported by the full faith and credit of the U.S. government, such as those issued by the Government National Mortgage Association ("Ginnie Mae"). Finally, the Fund may invest in certain government securities that are issued by entities whose activities are sponsored by the federal government, but that have no explicit financial support.

In pursuing its investment objective and implementing its investment strategies, the Fund will comply with Rule 2a-7 under the Investment Company Act of 1940 ("Rule 2a-7").

The Fund will operate as a "government money market fund," as such term is defined in or interpreted under Rule 2a-7 under the Investment Company Act of 1940, as amended (the "1940 Act"). "Government money market funds" are required to invest at least 99.5% of their total assets in: (i) cash; (ii) securities issued or guaranteed by the United States or certain U.S. government agencies or instrumentalities; and/or (iii) repurchase agreements that are collateralized fully. Government money market funds are not required to adopt a liquidity fee framework.

Under normal conditions, the Fund will invest its assets so that at least 80% of its net assets (plus any borrowings for investment purposes) are invested in government securities and/or repurchase agreements that are collateralized by government securities. The Fund will notify shareholders at least 60 days in advance of any change in this investment policy.

What are the Main Risks of Investing in the Fund?

All mutual funds take investment risks. Therefore, even though the Fund is a money market fund that seeks to maintain a stable NAV, it is possible to lose money by investing in the Fund. The primary factors that may negatively impact the Fund's ability to maintain a stable NAV, delay the payment of redemptions by the Fund, or reduce the Fund's daily dividends include:

- **Interest Rate Risk.** Prices of fixed-income securities generally fall when interest rates rise. Recent and potential future changes in monetary policy made by central banks and/or their governments are likely to affect the level of interest rates. Very low or negative interest rates magnify interest rate risk. During periods when interest rates are low or there are negative interest rates, the Fund's yield (and total return) also is likely to be lower or the Fund may be unable to maintain a positive return, or yield, or a stable NAV.
- **Issuer Credit Risk.** It is possible that interest or principal on securities will not be paid when due. Money market funds try to minimize this risk by purchasing higher-quality securities.
- **Counterparty Credit Risk.** A party to a transaction involving the Fund may fail to meet its obligations. This could cause the Fund to lose money or to lose the benefit of the transaction or prevent the Fund from selling or buying other securities to implement its investment strategies.
- **Call Risk.** The Fund's performance may be adversely affected by the possibility that an issuer of a security held by the Fund may redeem the security prior to maturity at a price below its current market value.
- **Risk Associated with Investing Share Purchase Proceeds.** On days during which there are net purchases of Fund Shares, the Fund must invest the proceeds at prevailing market yields or hold cash. If the Fund holds cash, or if the yield of the securities purchased is less than that of the securities already in the portfolio, the Fund's yield will likely decrease. Conversely, net purchases on days on which short-term yields rise will likely cause the Fund's yield to increase. In the event of significant changes in short-term yields or significant net purchases, the Fund retains the discretion to close to new investments. However, the Fund is not required to close, and no assurance can be given that this will be done in any given circumstance.
- **Risk Associated with use of Amortized Cost.** In the unlikely event that the Fund's Board of Trustees ("Board") were to determine, pursuant to Rule 2a-7, that the extent of the deviation between the Fund's amortized cost per Share and its market-based NAV per Share may result in material dilution or other unfair results to shareholders, the Board will cause the Fund to take such action as it deems appropriate to eliminate or reduce to the extent practicable such dilution or unfair results.

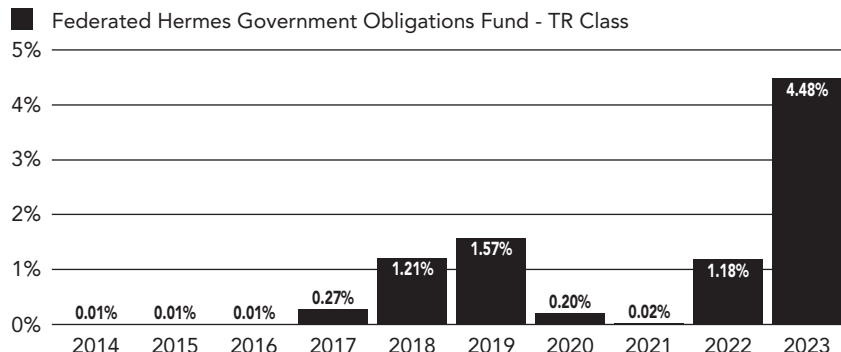
- **Additional Factors Affecting Yield.** There is no guarantee that the Fund will provide a certain level of income or that any such income will exceed the rate of inflation. Further, the Fund's yield will vary. Periods of very low or negative interest rates impact, in a negative way, the Fund's ability to maintain a positive return, or yield, or pay dividends to Fund shareholders.
- **Risk Related to the Economy.** The value of the Fund's portfolio may decline in tandem with a drop in the overall value of the markets in which the Fund invests and/or other markets. Economic, political and financial conditions, industry or economic trends and developments or public health risks, such as epidemics or pandemics, may, from time to time, and for varying periods of time, cause the Fund to experience volatility, illiquidity, shareholder redemptions or other potentially adverse effects.
- **Technology Risk.** The Adviser uses various technologies in managing the Fund, consistent with its investment objective(s) and strategy described in this Prospectus. For example, proprietary and third-party data and systems are utilized to support decision-making for the Fund. Data imprecision, software or other technology malfunctions, programming inaccuracies and similar circumstances may impair the performance of these systems, which may negatively affect Fund performance.

You could lose money by investing in the Fund. Although the Fund seeks to preserve the value of your investment at \$1.00 per share, it cannot guarantee it will do so. An investment in the Fund is not a bank account and is not insured or guaranteed by the Federal Deposit Insurance Corporation or any other government agency. The Fund's sponsor is not required to reimburse the Fund for losses, and you should not expect that the sponsor will provide financial support to the Fund at any time, including during periods of market stress.

PERFORMANCE: BAR CHART AND TABLE

Risk/Return Bar Chart

The bar chart and performance table below reflect historical performance data for the Fund and are intended to help you analyze the Fund's investment risks in light of its historical returns. The bar chart shows the variability of the Fund's TR class total returns on a calendar year-by-year basis. The Average Annual Total Return Table shows returns *averaged* over the stated periods. *The Fund's performance will fluctuate, and past performance (before and after taxes) is not necessarily an indication of future results.* Updated performance information for the Fund is available under the "Products" section at FederatedHermes.com/us or by calling 1-800-341-7400.



The Fund's TR class total return for the six-month period from January 1, 2024 to June 30, 2024, was 2.36%.

Within the periods shown in the bar chart, the Fund's TR class highest quarterly return was 1.20% (quarter ended December 31, 2023). Its lowest quarterly return was 0.00% (quarter ended March 31, 2021).

Average Annual Total Return Table

The following table represents the Fund's TR class Average Annual Total Returns for the calendar period ended December 31, 2023.

Share Class	1 Year	5 Years	10 Years
TR:	4.48%	1.48%	0.89%

The Fund's TR class 7-Day Net Yield as of December 31, 2023, was 4.76%. You may go to FederatedHermes.com/us or call the Fund at 1-800-341-7400 for the current 7-Day Net Yield.

FUND MANAGEMENT

The Fund's Investment Adviser is Federated Investment Management Company.

PURCHASE AND SALE OF FUND SHARES

The minimum initial investment amount for the Fund's TR class is generally \$500,000 and there is no minimum subsequent investment amount. There is no minimum initial or subsequent investment amount required for employer-sponsored retirement plans; however, such accounts remain subject to the Fund's policy on "Accounts with Low Balances" as discussed later in this Prospectus. Certain types of accounts are eligible for lower minimum investments. The minimum investment amount for Systematic Investment Programs is \$50.

Financial intermediaries may impose higher or lower minimum investment requirements on their customers than those imposed by the Fund. If an intermediary's aggregate account (omnibus account) meets the Fund's investment minimum requirements, there is no minimum requirement for the underlying sub-accounts. Keep in mind that financial intermediaries may charge you fees for their services in connection with your Share transactions.

You may purchase, redeem or exchange Shares of the Fund on any day the New York Stock Exchange (NYSE) is open. Shares may be purchased through a financial intermediary or directly from the Fund, by wire or by check. Please note that certain purchase restrictions may apply. Redeem or exchange Shares through a financial intermediary or directly from the Fund by telephone at 1-800-341-7400 or by mail.

TAX INFORMATION

The Fund's distributions are taxable as ordinary income or capital gains except when your investment is through a 401(k) plan, an Individual Retirement Account or other tax-advantaged investment plan.

PAYMENTS TO BROKER-DEALERS AND OTHER FINANCIAL INTERMEDIARIES

If you purchase the Fund through a broker-dealer or other financial intermediary (such as a bank), the Fund and/or its related companies may pay the intermediary for the sale of Fund Shares and related services. These payments may create a conflict of interest by influencing the broker-dealer or other intermediary and your salesperson to recommend the Fund over another investment. Ask your salesperson or visit your financial intermediary's website for more information.

Fund Summary Information – Premier Shares

Federated Hermes Government Obligations Fund (the “Fund”)

RISK/RETURN SUMMARY: INVESTMENT OBJECTIVE

The Fund is a money market fund that seeks to maintain a stable net asset value (NAV) of \$1.00 per Share. The Fund’s investment objective is to provide current income consistent with stability of principal.

RISK/RETURN SUMMARY: FEES AND EXPENSES

This table describes the fees and expenses that you may pay if you buy, hold and sell Premier Shares (PRM) of the Fund. **You may pay other fees, such as brokerage commissions and other fees to financial intermediaries, which are not reflected in the tables and examples below.**

Shareholder Fees (fees paid directly from your investment)

	PRM
Maximum Sales Charge (Load) Imposed on Purchases (as a percentage of offering price)	None
Maximum Deferred Sales Charge (Load) (as a percentage of original purchase price or redemption proceeds, as applicable)	None
Maximum Sales Charge (Load) Imposed on Reinvested Dividends (and other Distributions) (as a percentage of offering price)	None
Redemption Fee (as a percentage of amount redeemed, if applicable)	None
Exchange Fee	None

Annual Fund Operating Expenses (expenses that you pay each year as a percentage of the value of your investment)

	PRM
Management Fee ¹	0.15%
Distribution (12b-1) Fee	None
Other Expenses	0.09% ²
Total Annual Fund Operating Expenses ¹	0.24%
Fee Waivers and/or Expense Reimbursements ^{1,3}	(0.09)%
Total Annual Fund Operating Expenses After Fee Waivers and/or Expense Reimbursements	0.15%

1 The Management Fee, Total Annual Fund Operating Expenses and Fee Waivers and/or Expense Reimbursements have been restated to reflect current fees due to a reduction in the stated gross Management Fee for the Fund effective October 1, 2023.

2 The Fund may incur and pay certain service fees (shareholder services/account administration fees) on its PRM class of up to a maximum of 0.25%. No such fees are currently anticipated to be incurred and paid by the PRM class of the Fund. The PRM class of the Fund will not incur and pay such Fees until such time as approved by the Fund’s Board of Trustees (the “Trustees”).

3 The Adviser and certain of its affiliates on their own initiative have agreed to waive certain amounts of their respective fees and/or reimburse expenses. Total annual fund operating expenses (excluding acquired fund fees and expenses, interest expense, extraordinary expenses and proxy-related expenses paid by the Fund, if any) paid by the Fund’s PRM class (after the voluntary waivers and/or reimbursements) will not exceed 0.15% (the “Fee Limit”) up to but not including the later of (the “Termination Date”): (a) October 1, 2025; or (b) the date of the Fund’s next effective Prospectus. While the Adviser and its affiliates currently do not anticipate terminating or increasing these arrangements prior to the Termination Date, these arrangements may only be terminated or the Fee Limit increased, prior to the Termination Date with the agreement of the Trustees.

Example

This Example is intended to help you compare the cost of investing in the Fund with the cost of investing in other mutual funds.

The Example assumes that you invest \$10,000 for the time periods indicated and then redeem or hold all of your Shares at the end of those periods. The Example also assumes that your investment has a 5% return each year and that operating expenses remain the same. The Example does not reflect sales charges (loads) on reinvested dividends. If these sales charges (loads) were included, your costs would be higher. Although your actual costs and returns may be higher or lower, based on these assumptions your costs would be:

1 Year	\$ 25
3 Years	\$ 77
5 Years	\$135
10 Years	\$306

RISK/RETURN SUMMARY: INVESTMENTS, RISKS AND PERFORMANCE

What are the Fund's Main Investment Strategies?

The Fund invests in a portfolio of U.S. Treasury and government securities maturing in 397 days or less and repurchase agreements collateralized fully by U.S. Treasury and government securities. The Fund may also hold cash. The Fund limits its investments to those that would enable it to qualify as a permissible investment for federally chartered credit unions as set forth in applicable federal banking regulations.

Certain of the government securities in which the Fund invests are not backed by the full faith and credit of the U.S. government, such as those issued by the Federal Home Loan Mortgage Corporation ("Freddie Mac"), the Federal National Mortgage Association ("Fannie Mae") and the Federal Home Loan Bank System. These entities are, however, supported through federal subsidies, loans or other benefits. The Fund may also invest in government securities that are supported by the full faith and credit of the U.S. government, such as those issued by the Government National Mortgage Association ("Ginnie Mae"). Finally, the Fund may invest in certain government securities that are issued by entities whose activities are sponsored by the federal government, but that have no explicit financial support.

In pursuing its investment objective and implementing its investment strategies, the Fund will comply with Rule 2a-7 under the Investment Company Act of 1940 ("Rule 2a-7").

The Fund will operate as a "government money market fund," as such term is defined in or interpreted under Rule 2a-7 under the Investment Company Act of 1940, as amended (the "1940 Act"). "Government money market funds" are required to invest at least 99.5% of their total assets in: (i) cash; (ii) securities issued or guaranteed by the United States or certain U.S. government agencies or instrumentalities; and/or (iii) repurchase agreements that are collateralized fully. Government money market funds are not required to adopt a liquidity fee framework.

Under normal conditions, the Fund will invest its assets so that at least 80% of its net assets (plus any borrowings for investment purposes) are invested in government securities and/or repurchase agreements that are collateralized by government securities. The Fund will notify shareholders at least 60 days in advance of any change in this investment policy.

What are the Main Risks of Investing in the Fund?

All mutual funds take investment risks. Therefore, even though the Fund is a money market fund that seeks to maintain a stable NAV, it is possible to lose money by investing in the Fund. The primary factors that may negatively impact the Fund's ability to maintain a stable NAV, delay the payment of redemptions by the Fund, or reduce the Fund's daily dividends include:

- **Interest Rate Risk.** Prices of fixed-income securities generally fall when interest rates rise. Recent and potential future changes in monetary policy made by central banks and/or their governments are likely to affect the level of interest rates. Very low or negative interest rates magnify interest rate risk. During periods when interest rates are low or there are negative interest rates, the Fund's yield (and total return) also is likely to be lower or the Fund may be unable to maintain a positive return, or yield, or a stable NAV.
- **Issuer Credit Risk.** It is possible that interest or principal on securities will not be paid when due. Money market funds try to minimize this risk by purchasing higher-quality securities.
- **Counterparty Credit Risk.** A party to a transaction involving the Fund may fail to meet its obligations. This could cause the Fund to lose money or to lose the benefit of the transaction or prevent the Fund from selling or buying other securities to implement its investment strategies.
- **Call Risk.** The Fund's performance may be adversely affected by the possibility that an issuer of a security held by the Fund may redeem the security prior to maturity at a price below its current market value.
- **Risk Associated with Investing Share Purchase Proceeds.** On days during which there are net purchases of Fund Shares, the Fund must invest the proceeds at prevailing market yields or hold cash. If the Fund holds cash, or if the yield of the securities purchased is less than that of the securities already in the portfolio, the Fund's yield will likely decrease. Conversely, net purchases on days on which short-term yields rise will likely cause the Fund's yield to increase. In the event of significant changes in short-term yields or significant net purchases, the Fund retains the discretion to close to new investments. However, the Fund is not required to close, and no assurance can be given that this will be done in any given circumstance.
- **Risk Associated with use of Amortized Cost.** In the unlikely event that the Fund's Board of Trustees ("Board") were to determine, pursuant to Rule 2a-7, that the extent of the deviation between the Fund's amortized cost per Share and its market-based NAV per Share may result in material dilution or other unfair results to shareholders, the Board will cause the Fund to take such action as it deems appropriate to eliminate or reduce to the extent practicable such dilution or unfair results.

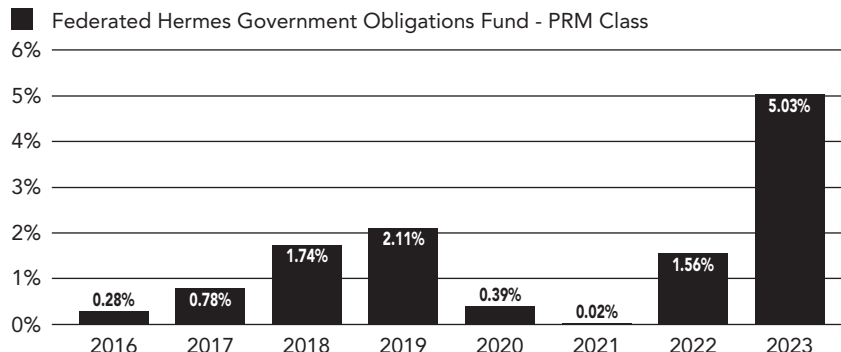
- **Additional Factors Affecting Yield.** There is no guarantee that the Fund will provide a certain level of income or that any such income will exceed the rate of inflation. Further, the Fund's yield will vary. Periods of very low or negative interest rates impact, in a negative way, the Fund's ability to maintain a positive return, or yield, or pay dividends to Fund shareholders.
- **Risk Related to the Economy.** The value of the Fund's portfolio may decline in tandem with a drop in the overall value of the markets in which the Fund invests and/or other markets. Economic, political and financial conditions, industry or economic trends and developments or public health risks, such as epidemics or pandemics, may, from time to time, and for varying periods of time, cause the Fund to experience volatility, illiquidity, shareholder redemptions or other potentially adverse effects.
- **Technology Risk.** The Adviser uses various technologies in managing the Fund, consistent with its investment objective(s) and strategy described in this Prospectus. For example, proprietary and third-party data and systems are utilized to support decision-making for the Fund. Data imprecision, software or other technology malfunctions, programming inaccuracies and similar circumstances may impair the performance of these systems, which may negatively affect Fund performance.

You could lose money by investing in the Fund. Although the Fund seeks to preserve the value of your investment at \$1.00 per share, it cannot guarantee it will do so. An investment in the Fund is not a bank account and is not insured or guaranteed by the Federal Deposit Insurance Corporation or any other government agency. The Fund's sponsor is not required to reimburse the Fund for losses, and you should not expect that the sponsor will provide financial support to the Fund at any time, including during periods of market stress.

PERFORMANCE: BAR CHART AND TABLE

Risk/Return Bar Chart

The bar chart and performance table below reflect historical performance data for the Fund and are intended to help you analyze the Fund's investment risk in light of its historical returns. The bar chart shows the variability of the Fund's PRM class total returns on a calendar year-by-year basis. The Average Annual Total Return Table shows returns averaged over the stated periods. *The Fund's performance will fluctuate, and past performance (before and after taxes) is not necessarily an indication of future results.* Updated performance information for the Fund is available under the "Products" section at FederatedHermes.com/us or by calling 1-800-341-7400.



The Fund's PRM class total return for the six-month period from January 1, 2024 to June 30, 2024, was 2.64%.

Within the periods shown in the bar chart, the Fund's PRM class highest quarterly return was 1.33% (quarter ended December 31, 2023). Its lowest quarterly return was 0.00% (quarter ended March 31, 2021).

Average Annual Total Return Table

The following table represents the Fund's PRM class Average Annual Total Returns for the calendar period ended December 31, 2023

Share Class	1 Year	5 Years	Since Inception
PRM:	5.03%	1.81%	1.32%
Inception Date:			01/06/2015

The Fund's PRM class 7-Day Net Yield as of December 31, 2023, was 5.28%. You may go to [FederatedHermes.com/us](https://www.federatedhermes.com/us) or call the Fund at 1-800-341-7400 for the current 7-Day Net Yield.

FUND MANAGEMENT

The Fund's Investment Adviser is Federated Investment Management Company.

PURCHASE AND SALE OF FUND SHARES

The minimum initial investment amount for the Fund's Premier Shares is generally \$5 million and there is no minimum subsequent investment amount. There is no minimum initial or subsequent investment amount required for employer-sponsored retirement plans; however, such accounts remain subject to the Fund's policy on "Accounts with Low Balances" as discussed later in this Prospectus. Certain types of accounts are eligible for lower minimum investments. The minimum investment amount for Systematic Investment Programs is \$50.

Financial intermediaries may impose higher or lower minimum investment requirements on their customers than those imposed by the Fund. If an intermediary's aggregate account (omnibus account) meets the Fund's investment minimum requirements, there is no minimum requirement for the underlying sub-accounts. Keep in mind that financial intermediaries may charge you fees for their services in connection with your Share transactions.

You may purchase, redeem or exchange Shares of the Fund on any day the New York Stock Exchange (NYSE) is open. Shares may be purchased through a financial intermediary or directly from the Fund, by wire or by check. Please note that certain purchase restrictions may apply. Redeem or exchange Shares through a financial intermediary or directly from the Fund by telephone at 1-800-341-7400 or by mail.

TAX INFORMATION

The Fund's distributions are taxable as ordinary income or capital gains except when your investment is through a 401(k) plan, an Individual Retirement Account or other tax-advantaged investment plan.

PAYMENTS TO BROKER-DEALERS AND OTHER FINANCIAL INTERMEDIARIES

If you purchase the Fund through a broker-dealer or other financial intermediary (such as a bank), the Fund and/or its related companies may pay the intermediary for the sale of Fund Shares and related services. These payments may create a conflict of interest by influencing the broker-dealer or other intermediary and your salesperson to recommend the Fund over another investment. Ask your salesperson or visit your financial intermediary's website for more information.

Fund Summary Information – Advisor Shares

Federated Hermes Government Obligations Fund (the “Fund”)

RISK/RETURN SUMMARY: INVESTMENT OBJECTIVE

The Fund is a money market fund that seeks to maintain a stable net asset value (NAV) of \$1.00 per Share. The Fund’s investment objective is to provide current income consistent with stability of principal.

RISK/RETURN SUMMARY: FEES AND EXPENSES

This table describes the fees and expenses that you may pay if you buy, hold and sell Advisor Shares (AVR) of the Fund. **You may pay other fees, such as brokerage commissions and other fees to financial intermediaries, which are not reflected in the tables and examples below.**

Shareholder Fees (fees paid directly from your investment)

	AVR
Maximum Sales Charge (Load) Imposed on Purchases (as a percentage of offering price)	None
Maximum Deferred Sales Charge (Load) (as a percentage of original purchase price or redemption proceeds, as applicable)	None
Maximum Sales Charge (Load) Imposed on Reinvested Dividends (and other Distributions) (as a percentage of offering price)	None
Redemption Fee (as a percentage of amount redeemed, if applicable)	None
Exchange Fee	None

Annual Fund Operating Expenses (expenses that you pay each year as a percentage of the value of your investment)

	AVR
Management Fee ¹	0.15%
Distribution (12b-1) Fee	None
Other Expenses	0.09% ²
Total Annual Fund Operating Expenses ¹	0.24%
Fee Waivers and/or Expense Reimbursements ^{1,3}	(0.09)%
Total Annual Fund Operating Expenses After Fee Waivers and/or Expense Reimbursements	0.15%

1 The Management Fee, Total Annual Fund Operating Expenses and Fee Waivers and/or Expense Reimbursements have been restated to reflect current fees due to a reduction in the stated gross Management Fee for the Fund effective October 1, 2023.

2 The Fund may incur and pay certain service fees (shareholder services/account administration fees) on its AVR class of up to a maximum of 0.25%. No such fees are currently anticipated to be incurred and paid by the AVR class of the Fund. The AVR class of the Fund will not incur and pay such fees until such time as approved by the Fund’s Board of Trustees (the “Trustees”).

3 The Adviser and certain of its affiliates on their own initiative have agreed to waive certain amounts of their respective fees and/or reimburse expenses. Total annual fund operating expenses (excluding acquired fund fees and expenses, interest expense, extraordinary expenses and proxy-related expenses paid by the Fund, if any) paid by the Fund’s AVR class (after the voluntary waivers and/or reimbursements) will not exceed 0.15% (the “Fee Limit”) up to but not including the later of (the “Termination Date”): (a) October 1, 2025; or (b) the date of the Fund’s next effective Prospectus. While the Adviser and its affiliates currently do not anticipate terminating or increasing these arrangements prior to the Termination Date, these arrangements may only be terminated or the Fee Limit increased, prior to the Termination Date with the agreement of the Trustees.

Example

This Example is intended to help you compare the cost of investing in the Fund with the cost of investing in other mutual funds.

The Example assumes that you invest \$10,000 for the time periods indicated and then redeem or hold all of your Shares at the end of those periods. The Example also assumes that your investment has a 5% return each year and that operating expenses remain the same. The Example does not reflect sales charges (loads) on reinvested dividends. If these sales charges (loads) were included, your costs would be higher. Although your actual costs and returns may be higher or lower, based on these assumptions your costs would be:

1 Year	\$ 25
3 Years	\$ 77
5 Years	\$135
10 Years	\$306

RISK/RETURN SUMMARY: INVESTMENTS, RISKS AND PERFORMANCE

What are the Fund's Main Investment Strategies?

The Fund invests in a portfolio of U.S. Treasury and government securities maturing in 397 days or less and repurchase agreements collateralized fully by U.S. Treasury and government securities. The Fund may also hold cash. The Fund limits its investments to those that would enable it to qualify as a permissible investment for federally chartered credit unions as set forth in applicable federal banking regulations.

Certain of the government securities in which the Fund invests are not backed by the full faith and credit of the U.S. government, such as those issued by the Federal Home Loan Mortgage Corporation ("Freddie Mac"), the Federal National Mortgage Association ("Fannie Mae") and the Federal Home Loan Bank System. These entities are, however, supported through federal subsidies, loans or other benefits. The Fund may also invest in government securities that are supported by the full faith and credit of the U.S. government, such as those issued by the Government National Mortgage Association ("Ginnie Mae"). Finally, the Fund may invest in certain government securities that are issued by entities whose activities are sponsored by the federal government, but that have no explicit financial support.

In pursuing its investment objective and implementing its investment strategies, the Fund will comply with Rule 2a-7 under the Investment Company Act of 1940 ("Rule 2a-7").

The Fund will operate as a "government money market fund," as such term is defined in or interpreted under Rule 2a-7 under the Investment Company Act of 1940, as amended (the "1940 Act"). "Government money market funds" are required to invest at least 99.5% of their total assets in: (i) cash; (ii) securities issued or guaranteed by the United States or certain U.S. government agencies or instrumentalities; and/or (iii) repurchase agreements that are collateralized fully. Government money market funds are not required to adopt a liquidity fee framework.

Under normal conditions, the Fund will invest its assets so that at least 80% of its net assets (plus any borrowings for investment purposes) are invested in government securities and/or repurchase agreements that are collateralized by government securities. The Fund will notify shareholders at least 60 days in advance of any change in this investment policy.

What are the Main Risks of Investing in the Fund?

All mutual funds take investment risks. Therefore, even though the Fund is a money market fund that seeks to maintain a stable NAV, it is possible to lose money by investing in the Fund. The primary factors that may negatively impact the Fund's ability to maintain a stable NAV, delay the payment of redemptions by the Fund, or reduce the Fund's daily dividends include:

- **Interest Rate Risk.** Prices of fixed-income securities generally fall when interest rates rise. Recent and potential future changes in monetary policy made by central banks and/or their governments are likely to affect the level of interest rates. Very low or negative interest rates magnify interest rate risk. During periods when interest rates are low or there are negative interest rates, the Fund's yield (and total return) also is likely to be lower or the Fund may be unable to maintain a positive return, or yield, or a stable NAV.
- **Issuer Credit Risk.** It is possible that interest or principal on securities will not be paid when due. Money market funds try to minimize this risk by purchasing higher-quality securities.
- **Counterparty Credit Risk.** A party to a transaction involving the Fund may fail to meet its obligations. This could cause the Fund to lose money or to lose the benefit of the transaction or prevent the Fund from selling or buying other securities to implement its investment strategies.
- **Call Risk.** The Fund's performance may be adversely affected by the possibility that an issuer of a security held by the Fund may redeem the security prior to maturity at a price below its current market value.
- **Risk Associated with Investing Share Purchase Proceeds.** On days during which there are net purchases of Fund Shares, the Fund must invest the proceeds at prevailing market yields or hold cash. If the Fund holds cash, or if the yield of the securities purchased is less than that of the securities already in the portfolio, the Fund's yield will likely decrease. Conversely, net purchases on days on which short-term yields rise will likely cause the Fund's yield to increase. In the event of significant changes in short-term yields or significant net purchases, the Fund retains the discretion to close to new investments. However, the Fund is not required to close, and no assurance can be given that this will be done in any given circumstance.
- **Risk Associated with use of Amortized Cost.** In the unlikely event that the Fund's Board of Trustees ("Board") were to determine, pursuant to Rule 2a-7, that the extent of the deviation between the Fund's amortized cost per Share and its market-based NAV per Share may result in material dilution or other unfair results to shareholders, the Board will cause the Fund to take such action as it deems appropriate to eliminate or reduce to the extent practicable such dilution or unfair results.

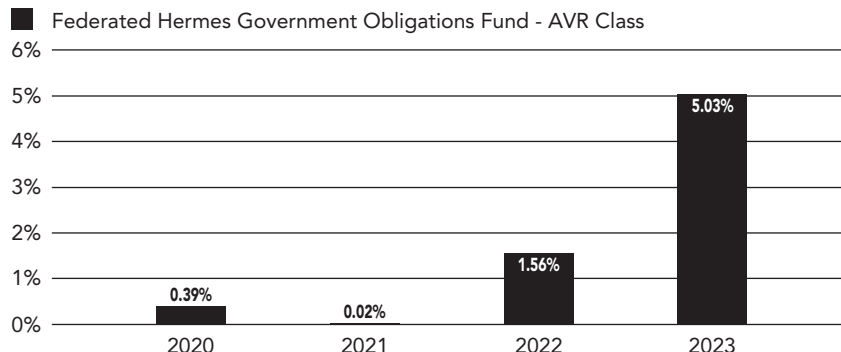
- **Additional Factors Affecting Yield.** There is no guarantee that the Fund will provide a certain level of income or that any such income will exceed the rate of inflation. Further, the Fund's yield will vary. Periods of very low or negative interest rates impact, in a negative way, the Fund's ability to maintain a positive return, or yield, or pay dividends to Fund shareholders.
- **Risk Related to the Economy.** The value of the Fund's portfolio may decline in tandem with a drop in the overall value of the markets in which the Fund invests and/or other markets. Economic, political and financial conditions, industry or economic trends and developments or public health risks, such as epidemics or pandemics, may, from time to time, and for varying periods of time, cause the Fund to experience volatility, illiquidity, shareholder redemptions or other potentially adverse effects.
- **Technology Risk.** The Adviser uses various technologies in managing the Fund, consistent with its investment objective(s) and strategy described in this Prospectus. For example, proprietary and third-party data and systems are utilized to support decision-making for the Fund. Data imprecision, software or other technology malfunctions, programming inaccuracies and similar circumstances may impair the performance of these systems, which may negatively affect Fund performance.

You could lose money by investing in the Fund. Although the Fund seeks to preserve the value of your investment at \$1.00 per share, it cannot guarantee it will do so. An investment in the Fund is not a bank account and is not insured or guaranteed by the Federal Deposit Insurance Corporation or any other government agency. The Fund's sponsor is not required to reimburse the Fund for losses, and you should not expect that the sponsor will provide financial support to the Fund at any time, including during periods of market stress.

PERFORMANCE: BAR CHART AND TABLE

Risk/Return Bar Chart

The bar chart and performance table below reflect historical performance data for the Fund and are intended to help you analyze the Fund's investment risks in light of its historical returns. The bar chart shows the variability of the Fund's AVR class total returns on a calendar year-by-year basis. The Average Annual Total Return Table shows returns averaged over the stated periods. *The Fund's performance will fluctuate, and past performance (before and after taxes) is not necessarily an indication of future results.* Updated performance information for the Fund is available under the "Products" section at FederatedHermes.com/us or by calling 1-800-341-7400.



The Fund's AVR class total return for the six-month period from January 1, 2024 to June 30, 2024, was 2.64%.

Within the periods shown in the bar chart, the Fund's AVR class highest quarterly return was 1.33% (quarter ended December 31, 2023). Its lowest quarterly return was 0.00% (quarter ended March 31, 2021).

Average Annual Total Return Table

The following table represents the Fund's AVR class Average Annual Total Returns for the calendar period ended December 31, 2023.

Share Class	1 Year	Since Inception
AVR:	5.03%	1.80%
Inception Date:	01/18/2019	

The Fund's AVR class 7-Day Net Yield as of December 31, 2023, was 5.28%. You may go to FederatedHermes.com/us or call the Fund at 1-800-341-7400 for the current 7-Day Net Yield.

FUND MANAGEMENT

The Fund's Investment Adviser is Federated Investment Management Company.

PURCHASE AND SALE OF FUND SHARES

The Advisor Shares offered through this Prospectus are available for purchase exclusively to shareholders investing through certain financial intermediaries that have entered into an agreement with the Fund's Distributor with respect to the Advisor Shares. Advisor Shares may not be purchased directly from the Fund.

The minimum initial investment amount for the Fund's AVR Shares is generally \$1,000,000 and there is no minimum subsequent investment amount. There is no minimum initial or subsequent investment amount required for employer-sponsored retirement plans; however, such accounts remain subject to the Fund's policy on "Accounts with Low Balances" as discussed later in this Prospectus. Certain types of accounts are eligible for lower minimum investments. The minimum investment amount for Systematic Investment Programs is \$50.

Financial intermediaries may impose higher or lower minimum investment requirements on their customers than those imposed by the Fund. If an intermediary's aggregate account (omnibus account) meets the Fund's investment minimum requirements, there is no minimum requirement for the underlying sub-accounts. Keep in mind that financial intermediaries may charge you fees for their services in connection with your Share transactions.

You may purchase, redeem or exchange Shares of the Fund, through certain financial intermediaries, on any day the New York Stock Exchange (NYSE) is open. Shares may be purchased through a financial intermediary by wire or by check. Please note that certain purchase restrictions may apply.

TAX INFORMATION

The Fund's distributions are taxable as ordinary income or capital gains except when your investment is through a 401(k) plan, an Individual Retirement Account or other tax-advantaged investment plan.

PAYMENTS TO BROKER-DEALERS AND OTHER FINANCIAL INTERMEDIARIES

If you purchase the Fund through a broker-dealer or other financial intermediary (such as a bank), the Fund and/or its related companies may pay the intermediary for the sale of Fund Shares and related services. These payments may create a conflict of interest by influencing the broker-dealer or other intermediary and your salesperson to recommend the Fund over another investment. Ask your salesperson or visit your financial intermediary's website for more information.

Fund Summary Information – SDG Shares

Federated Hermes Government Obligations Fund (the “Fund”)

RISK/RETURN SUMMARY: INVESTMENT OBJECTIVE

The Fund is a money market fund that seeks to maintain a stable net asset value (NAV) of \$1.00 per Share. The Fund’s investment objective is to provide current income consistent with stability of principal.

RISK/RETURN SUMMARY: FEES AND EXPENSES

This table describes the fees and expenses that you may pay if you buy, hold and sell SDG Shares (SDG) of the Fund. **You may pay other fees, such as brokerage commissions and other fees to financial intermediaries, which are not reflected in the tables and examples below.**

Shareholder Fees (fees paid directly from your investment)

	SDG
Maximum Sales Charge (Load) Imposed on Purchases (as a percentage of offering price)	None
Maximum Deferred Sales Charge (Load) (as a percentage of original purchase price or redemption proceeds, as applicable)	None
Maximum Sales Charge (Load) Imposed on Reinvested Dividends (and other Distributions) (as a percentage of offering price)	None
Redemption Fee (as a percentage of amount redeemed, if applicable)	None
Exchange Fee	None

Annual Fund Operating Expenses (expenses that you pay each year as a percentage of the value of your investment)

	SDG
Management Fee ¹	0.15%
Distribution (12b-1) Fee	None
Other Expenses	0.09%
Total Annual Fund Operating Expenses ¹	0.24%
Fee Waivers and/or Expense Reimbursements ^{1,2}	(0.09)%
Total Annual Fund Operating Expenses After Fee Waivers and/or Expense Reimbursements	0.15%

1 The Management Fee, Total Annual Fund Operating Expenses and Fee Waivers and/or Expense Reimbursements have been restated to reflect current fees due to a reduction in the stated gross Management Fee for the Fund effective October 1, 2023.

2 The Adviser and certain of its affiliates on their own initiative have agreed to waive certain amounts of their respective fees and/or reimburse expenses. Total annual fund operating expenses (excluding acquired fund fees and expenses, interest expense, extraordinary expenses and proxy-related expenses paid by the Fund, if any) paid by the Fund’s SDG class (after the voluntary waivers and/or reimbursements) will not exceed 0.15% (the “Fee Limit”) up to but not including the later of (the “Termination Date”): (a) October 1, 2025; or (b) the date of the Fund’s next effective Prospectus. While the Adviser and its affiliates currently do not anticipate terminating or increasing these arrangements prior to the Termination Date, these arrangements may only be terminated or the Fee Limit increased, prior to the Termination Date with the agreement of the Trustees.

Example

This Example is intended to help you compare the cost of investing in the Fund with the cost of investing in other mutual funds.

The Example assumes that you invest \$10,000 for the time periods indicated and then redeem or hold all of your Shares at the end of those periods. The Example also assumes that your investment has a 5% return each year and that operating expenses remain the same. The Example does not reflect sales charges (loads) on reinvested dividends. If these sales charges (loads) were included, your costs would be higher. Although your actual costs and returns may be higher or lower, based on these assumptions your costs would be:

1 Year	\$ 25
3 Years	\$ 77
5 Years	\$135
10 Years	\$306

RISK/RETURN SUMMARY: INVESTMENTS, RISKS AND PERFORMANCE

What are the Fund's Main Investment Strategies?

The Fund invests in a portfolio of U.S. Treasury and government securities maturing in 397 days or less and repurchase agreements collateralized fully by U.S. Treasury and government securities. The Fund may also hold cash. The Fund limits its investments to those that would enable it to qualify as a permissible investment for federally chartered credit unions as set forth in applicable federal banking regulations.

Certain of the government securities in which the Fund invests are not backed by the full faith and credit of the U.S. government, such as those issued by the Federal Home Loan Mortgage Corporation ("Freddie Mac"), the Federal National Mortgage Association ("Fannie Mae") and the Federal Home Loan Bank System. These entities are, however, supported through federal subsidies, loans or other benefits. The Fund may also invest in government securities that are supported by the full faith and credit of the U.S. government, such as those issued by the Government National Mortgage Association ("Ginnie Mae"). Finally, the Fund may invest in certain government securities that are issued by entities whose activities are sponsored by the federal government, but that have no explicit financial support.

In pursuing its investment objective and implementing its investment strategies, the Fund will comply with Rule 2a-7 under the Investment Company Act of 1940 ("Rule 2a-7").

The Fund will operate as a "government money market fund," as such term is defined in or interpreted under Rule 2a-7 under the Investment Company Act of 1940, as amended (the "1940 Act"). "Government money market funds" are required to invest at least 99.5% of their total assets in: (i) cash; (ii) securities issued or guaranteed by the United States or certain U.S. government agencies or instrumentalities; and/or (iii) repurchase agreements that are collateralized fully. Government money market funds are not required to adopt a liquidity fee framework.

Under normal conditions, the Fund will invest its assets so that at least 80% of its net assets (plus any borrowings for investment purposes) are invested in government securities and/or repurchase agreements that are collateralized by government securities. The Fund will notify shareholders at least 60 days in advance of any change in this investment policy.

What are the Main Risks of Investing in the Fund?

All mutual funds take investment risks. Therefore, even though the Fund is a money market fund that seeks to maintain a stable NAV, it is possible to lose money by investing in the Fund. The primary factors that may negatively impact the Fund's ability to maintain a stable NAV, delay the payment of redemptions by the Fund, or reduce the Fund's daily dividends include:

- **Interest Rate Risk.** Prices of fixed-income securities generally fall when interest rates rise. Recent and potential future changes in monetary policy made by central banks and/or their governments are likely to affect the level of interest rates. Very low or negative interest rates magnify interest rate risk. During periods when interest rates are low or there are negative interest rates, the Fund's yield (and total return) also is likely to be lower or the Fund may be unable to maintain a positive return, or yield, or a stable NAV.
- **Issuer Credit Risk.** It is possible that interest or principal on securities will not be paid when due. Money market funds try to minimize this risk by purchasing higher-quality securities.
- **Counterparty Credit Risk.** A party to a transaction involving the Fund may fail to meet its obligations. This could cause the Fund to lose money or to lose the benefit of the transaction or prevent the Fund from selling or buying other securities to implement its investment strategies.
- **Call Risk.** The Fund's performance may be adversely affected by the possibility that an issuer of a security held by the Fund may redeem the security prior to maturity at a price below its current market value.
- **Risk Associated with Investing Share Purchase Proceeds.** On days during which there are net purchases of Fund Shares, the Fund must invest the proceeds at prevailing market yields or hold cash. If the Fund holds cash, or if the yield of the securities purchased is less than that of the securities already in the portfolio, the Fund's yield will likely decrease. Conversely, net purchases on days on which short-term yields rise will likely cause the Fund's yield to increase. In the event of significant changes in short-term yields or significant net purchases, the Fund retains the discretion to close to new investments. However, the Fund is not required to close, and no assurance can be given that this will be done in any given circumstance.
- **Risk Associated with use of Amortized Cost.** In the unlikely event that the Fund's Board of Trustees ("Board") were to determine, pursuant to Rule 2a-7, that the extent of the deviation between the Fund's amortized cost per Share and its market-based NAV per Share may result in material dilution or other unfair results to shareholders, the Board will cause the Fund to take such action as it deems appropriate to eliminate or reduce to the extent practicable such dilution or unfair results.

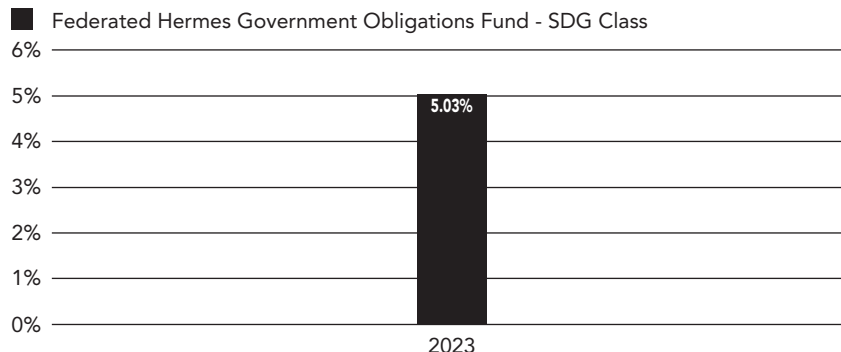
- **Additional Factors Affecting Yield.** There is no guarantee that the Fund will provide a certain level of income or that any such income will exceed the rate of inflation. Further, the Fund's yield will vary. Periods of very low or negative interest rates impact, in a negative way, the Fund's ability to maintain a positive return, or yield, or pay dividends to Fund shareholders.
- **Risk Related to the Economy.** The value of the Fund's portfolio may decline in tandem with a drop in the overall value of the markets in which the Fund invests and/or other markets. Economic, political and financial conditions, industry or economic trends and developments or public health risks, such as epidemics or pandemics, may, from time to time, and for varying periods of time, cause the Fund to experience volatility, illiquidity, shareholder redemptions or other potentially adverse effects.
- **Technology Risk.** The Adviser uses various technologies in managing the Fund, consistent with its investment objective(s) and strategy described in this Prospectus. For example, proprietary and third-party data and systems are utilized to support decision-making for the Fund. Data imprecision, software or other technology malfunctions, programming inaccuracies and similar circumstances may impair the performance of these systems, which may negatively affect Fund performance.

You could lose money by investing in the Fund. Although the Fund seeks to preserve the value of your investment at \$1.00 per share, it cannot guarantee it will do so. An investment in the Fund is not a bank account and is not insured or guaranteed by the Federal Deposit Insurance Corporation or any other government agency. The Fund's sponsor is not required to reimburse the Fund for losses, and you should not expect that the sponsor will provide financial support to the Fund at any time, including during periods of market stress.

PERFORMANCE: BAR CHART AND TABLE

Risk/Return Bar Chart

The bar chart and performance table below reflect historical performance data for the Fund and are intended to help you analyze the Fund's investment risk in light of its historical returns. The bar chart shows the variability of the Fund's SDG class total returns on a calendar year-by-year basis.. The Average Annual Total Return Table shows returns averaged over the stated periods. *The Fund's performance will fluctuate, and past performance (before and after taxes) is not necessarily an indication of future results.* Updated performance information for the Fund is available under the "Products" section at FederatedHermes.com/us or by calling 1-800-341-7400.



The Fund's SDG class total return for the six-month period from January 1, 2024 to June 30, 2024, was 2.64%.

Within the periods shown in the bar chart, the Fund's SDG class highest quarterly return was 1.33% (quarter ended December 31, 2023). Its lowest quarterly return was 0.16% (quarter ended June 30, 2022).

Average Annual Total Return Table

The following table represents the Fund's SDG class Average Annual Total Returns for the calendar period ended December 31, 2023.

Share Class	1 Year	Since Inception
SDG:	5.03%	3.73%
Inception Date:		3/30/2022

The Fund's SDG class 7-Day Net Yield as of December 31, 2023, was 5.28%. You may go to [FederatedHermes.com/us](https://www.federatedhermes.com/us) or call the Fund at 1-800-341-7400 for the current 7-Day Net Yield.

FUND MANAGEMENT

The Fund's Investment Adviser is Federated Investment Management Company.

PURCHASE AND SALE OF FUND SHARES

The SDG Shares offered through this Prospectus are available for purchase exclusively to shareholders investing through financial intermediaries that utilize electronic trading platforms that may support a filtering menu to identify funds or share classes that such intermediary has determined in its discretion offer or provide "SDG/ESG, sustainable, or impact" goals or purposes. Omnibus accounts are not permitted without prior written approval from the Fund. Fully disclosed and partially disclosed accounts are permitted. No direct fund investments are permitted.

The minimum initial investment amount for the Fund's SDG Shares is generally \$5 million and there is no minimum subsequent investment amount. There is no minimum initial or subsequent investment amount required for employer-sponsored retirement plans; however, such accounts remain subject to the Fund's policy on "Accounts with Low Balances" as discussed later in this Prospectus. Certain types of accounts are eligible for lower minimum investments. The minimum investment amount for Systematic Investment Programs is \$50.

You may purchase, redeem or exchange Shares of the Fund, through certain financial intermediaries, on any day the New York Stock Exchange (NYSE) is open. Shares may be purchased through a financial intermediary by wire or by check. Please note that certain purchase restrictions may apply.

TAX INFORMATION

The Fund's distributions are taxable as ordinary income or capital gains except when your investment is through a 401(k) plan, an Individual Retirement Account or other tax-advantaged investment plan.

PAYMENTS TO BROKER-DEALERS AND OTHER FINANCIAL INTERMEDIARIES

If you purchase the Fund through a broker-dealer or other financial intermediary (such as a bank), the Fund and/or its related companies may pay the intermediary for the sale of Fund Shares and related services. These payments may create a conflict of interest by influencing the broker-dealer or other intermediary and your salesperson to recommend the Fund over another investment. Ask your salesperson or visit your financial intermediary's website for more information.

What are the Fund's Investment Strategies?

The Fund's investment objective is to provide current income consistent with stability of principal. While there is no assurance that the Fund will achieve its investment objective, it endeavors to do so by following the strategies and policies described in this Prospectus.

The Fund invests in a portfolio of U.S. Treasury and government securities maturing in 397 days or less and repurchase agreements collateralized fully by U.S. Treasury and government securities. The Fund may also hold cash. The Fund limits its investments to those that would enable it to qualify as a permissible investment for federally chartered credit unions as set forth in applicable federal banking regulations.

The Adviser targets a dollar-weighted average portfolio maturity (WAM) range based upon its interest rate outlook. The Adviser formulates its interest rate outlook by analyzing a variety of factors, such as:

- current U.S. economic activity and the economic outlook;
- current short-term interest rates;
- the Federal Reserve Board's policies regarding short-term interest rates; and
- the potential effects of foreign economic activity on U.S. short-term interest rates.

The Adviser generally shortens the portfolio's WAM when it expects interest rates to rise and extends the WAM when it expects interest rates to fall. This strategy seeks to enhance the returns from favorable interest rate changes and reduce the effect of unfavorable changes. The Adviser selects securities used to shorten or extend the portfolio's WAM by comparing the returns currently offered by different investments to their historical and expected returns.

The Fund will: (1) maintain a WAM of 60 days or less; and (2) maintain a weighted average life (WAL) of 120 days or less. Certain of the securities in which the Fund invests may pay interest at a rate that is periodically adjusted ("Adjustable Rate Securities"). For purposes of calculating WAM, the maturity of an Adjustable Rate Security generally will be the period remaining until its next interest rate adjustment. For purposes of calculating WAL, the maturity of an Adjustable Rate Security will be its stated final maturity, without regard to interest rate adjustments; accordingly, the 120-day WAL limitation could serve to limit the Fund's ability to invest in Adjustable Rate Securities.

The Fund will operate as a "government money market fund," as such term is defined in or interpreted under Rule 2a-7 under the 1940 Act, as amended. "Government money market funds" are required to invest at least 99.5% of their total assets in: (i) cash; (ii) securities issued or guaranteed by the United States or certain U.S. government agencies or instrumentalities; and/or (iii) repurchase agreements that are collateralized fully. Government money market funds are not required to adopt a liquidity fee framework.

Under normal conditions, the Fund will invest its assets so that at least 80% of its net assets (plus any borrowings for investment purposes) are invested in government securities and/or repurchase agreements that are collateralized by government securities. The Fund will notify shareholders at least 60 days in advance of any change in this investment policy.

TEMPORARY CASH POSITIONS

The Fund may temporarily depart from its principal investment strategies by holding cash. It may do this in response to unusual circumstances, such as: adverse market, economic or other conditions (for example, during periods when there is a shortage of appropriate securities); to maintain liquidity to meet shareholder redemptions; or to accommodate cash inflows. Such temporary cash positions could affect the Fund's investment returns and/or the Fund's ability to achieve its investment objective.

What are the Fund's Principal Investments?

The following provides general information on the Fund's principal investments. The Fund's Statement of Additional Information (SAI) provides information about the Fund's non-principal investments and may provide additional information about the Fund's principal investments.

FIXED-INCOME SECURITIES

Fixed-income securities pay interest, dividends or distributions at a specified rate. The rate may be a fixed percentage of the principal or may be adjusted periodically. In addition, the issuer of a fixed-income security must repay the principal amount of the security, normally within a specified time. Fixed-income securities provide more regular income than equity securities. However, the returns on fixed-income securities are limited and normally do not increase with the issuer's earnings. This limits the potential appreciation of fixed-income securities as compared to equity securities.

A security's yield measures the annual income earned on a security as a percentage of its price. A security's yield will increase or decrease depending upon whether it costs less (a "discount") or more (a "premium") than the principal amount. If the issuer may redeem the security before its scheduled maturity, the price and yield on a discount or premium security may change based upon the probability of an early redemption. Securities with higher risks generally have higher yields.

The following describes the types of fixed-income securities in which the Fund principally invests:

U.S. Treasury Securities (A Type of Fixed-Income Security)

U.S. Treasury securities are direct obligations of the federal government of the United States.

Government Securities (A Type of Fixed-Income Security)

Government securities are issued or guaranteed by a federal agency or instrumentality acting under federal authority. Some government securities, including those issued by Ginnie Mae, are supported by the full faith and credit of the United States and are guaranteed only as to the timely payment of interest and principal.

Other government securities receive support through federal subsidies, loans or other benefits, but are not backed by the full faith and credit of the United States. For example, the U.S. Treasury is authorized to purchase specified amounts of securities issued by (or otherwise make funds available to) the Federal Home Loan Bank System, Freddie Mac and Fannie Mae in support of such obligations.

Some government agency securities have no explicit financial support, and are supported only by the credit of the applicable agency, instrumentality or corporation. The U.S. government has provided financial support to Freddie Mac and Fannie Mae, but there is no assurance that it will support these or other agencies in the future.

Callable Securities (A Type of Fixed-Income Security)

Certain U.S. Treasury or government securities in which the Fund invests are callable at the option of the issuer. Callable securities are subject to call risks.

OTHER INVESTMENTS, TRANSACTIONS, TECHNIQUES

Additional Information Regarding the Security Selection Process

As part of analysis in its security selection process, among other factors, the Adviser also evaluates whether environmental, social and governance factors could have a positive or negative impact on the risk profiles of many issuers or guarantors in the universe of securities in which the Fund may invest. The Adviser may also consider information derived from active engagements conducted by its in-house stewardship team with certain issuers or guarantors on environmental, social and governance topics. This qualitative analysis does not automatically result in including or excluding specific securities but may be used by Federated Hermes as an additional input in its primary analysis.

Repurchase Agreements

Repurchase agreements are transactions in which the Fund buys a security from a dealer or bank and agrees to sell the security back at a mutually agreed-upon time and price. The repurchase price exceeds the sale price, reflecting the Fund's return on the transaction. This return is unrelated to the interest rate on the underlying security. The Fund will enter into repurchase agreements only with banks and other recognized financial institutions, such as securities dealers, deemed creditworthy by the Adviser.

The Fund's custodian or subcustodian will take possession of the securities subject to repurchase agreements. The Adviser or subcustodian will monitor the value of the underlying security each day to ensure that the value of the security always equals or exceeds the repurchase price.

Repurchase agreements are subject to credit risks.

What are the Specific Risks of Investing in the Fund?

The following provides general information on the risks associated with the Fund's principal investments. These are the primary factors that may negatively impact the Fund's ability to maintain a stable NAV, delay the payment of redemptions by the Fund or reduce the Fund's daily dividends. Any additional risks associated with the Fund's non-principal investments are described in the Fund's SAI. The Fund's SAI also may provide additional information about the risks associated with the Fund's principal investments.

INTEREST RATE RISK

Prices of fixed-income securities rise and fall in response to changes in interest rates. Generally, when interest rates rise, prices of fixed-income securities fall. However, market factors, such as the demand for particular fixed-income securities, may cause the price of certain fixed-income securities to fall while the prices of other securities rise or remain unchanged.

Recent and potential future changes in monetary policy made by central banks and/or their governments are likely to affect the level of interest rates. Money market funds try to minimize this risk by purchasing short-term securities. Negative or very low interest rates magnify the risks associated with changes in interest rates. In general, changing interest rates, including rates that fall below zero, have unpredictable effects on markets and expose debt and related markets to heightened volatility and may detract from Fund performance to the extent a Fund is exposed to such interest rates and/or volatility. During periods when interest rates are low or there are negative interest rates, a Fund's yield (and total return) also is likely to be low or otherwise adversely affected or the Fund may be unable to maintain a positive return, or yield, or minimize the volatility of the Fund's NAV per share or maintain a stable NAV.

ISSUER CREDIT RISK

It is possible that interest or principal on securities will not be paid when due. Money market funds try to minimize this risk by purchasing higher-quality securities.

Many fixed-income securities receive credit ratings from nationally recognized statistical rating organizations (NRSROs) such as Fitch Rating Service, Moody's Investor Services, Inc. and S&P Global Ratings, that assign ratings to securities by assessing the likelihood of an issuer and/or guarantor default. Higher credit ratings correspond to lower perceived credit risk and lower credit ratings correspond to higher perceived credit risk. Credit ratings may be upgraded or downgraded from time to time as an NRSRO's assessment of the financial condition of a party obligated to make payments with respect to such securities and credit risk changes. The impact of any credit rating downgrade can be uncertain. Credit rating downgrades may lead to increased interest rates and volatility in financial markets, which in turn could negatively affect the value of the Fund's portfolio holdings, its NAV and its investment performance. Credit ratings are not a guarantee of quality. Credit ratings may lag behind the current financial conditions of the issuer and/or guarantor and do not provide assurance against default or other loss of money. Credit ratings do not protect against a decline in the value of a security. If a security has not received a rating, the Fund must rely entirely upon the Adviser's credit assessment.

Fixed-income securities generally compensate for greater credit risk by paying interest at a higher rate. The difference between the yield of a security and the yield of a Treasury security or other appropriate benchmark with a comparable maturity (the "spread") measures the additional interest paid for risk. Spreads may increase generally in response to adverse economic or market conditions. A security's spread may also increase if the security's rating is lowered, or the security is perceived to have an increased credit risk. An increase in the spread will cause the price of the security to decline if interest rates remain unchanged.

COUNTERPARTY CREDIT RISK

A party to a transaction involving the Fund may fail to meet its obligations. This could cause the Fund to lose money or to lose the benefit of the transaction or prevent the Fund from selling or buying other securities to implement its investment strategies.

CALL RISK

Call risk is the possibility that an issuer may redeem a U.S. Treasury or government security before maturity (a "call") at a price below or above its current market price. An increase in the likelihood of a call may reduce the security's price.

If a U.S. Treasury or government security is called, the Fund may have to reinvest the proceeds in other fixed-income securities with lower interest rates, higher credit risks or other less favorable characteristics.

RISK ASSOCIATED WITH INVESTING SHARE PURCHASE PROCEEDS

On days during which there are net purchases of Fund Shares, the Fund must invest the proceeds at prevailing market yields or hold cash. If the Fund holds cash, or if the yield of the securities purchased is less than that of the securities already in the portfolio, the Fund's yield will likely decrease. Conversely, net purchases on days on which short-term yields rise will likely cause the Fund's yield to increase. The larger the amount that must be invested or the greater the difference between the yield of the securities purchased and the yield of the existing investments, the greater the impact will be on the yield of the Fund. In the event of significant changes in short-term yields or significant net purchases, the Fund retains the discretion to close to new investments. However, the Fund is not required to close, and no assurance can be given that this will be done in any given circumstance.

RISK ASSOCIATED WITH USE OF AMORTIZED COST

In the unlikely event that the Fund's Board of Trustees (the "Board") were to determine, pursuant to Rule 2a-7, that the extent of the deviation between the Fund's amortized cost per Share and its market-based NAV per Share may result in material dilution or other unfair results to shareholders, the Board will cause the Fund to take such action as it deems appropriate to eliminate or reduce, to the extent practicable, such dilution or unfair results, including, but not limited to, considering suspending redemption of Shares and liquidating the Fund under Rule 22e-3 under the Investment Company Act of 1940.

ADDITIONAL FACTORS AFFECTING YIELD

There is no guarantee that the Fund will provide a certain level of income or that any such income will exceed the rate of inflation. Further, the Fund's yield will vary. A low or negative interest rate environment may prevent the Fund from providing a positive return, or yield, or paying Fund expenses out of current income and could impair the Fund's ability to maintain a stable NAV. The Fund's yield could also be negatively affected (both in absolute terms and as compared to other money market funds) by aspects of its investment program (for example, its investment policies, strategies or limitations) or its operational policies (for example, its cut-off time for purchases and redemptions of Shares).

RISK RELATED TO THE ECONOMY

The value of the Fund's portfolio may decline in tandem with a drop in the overall value of the markets in which the Fund invests and/or other markets based on negative developments in the U.S. and global economies. Economic, political and financial conditions, industry or economic trends and developments or public health risks, such as epidemics or pandemics, may, from time to time, and for varying periods of time, cause volatility, illiquidity and/or other potentially adverse effects in the financial markets, including the fixed-income market. The commencement, continuation or ending of government policies and economic stimulus programs, changes in monetary policy, increases or decreases in interest rates, or other factors or events that affect the financial markets, including the fixed-income markets, may contribute to the development of or increase in volatility, illiquidity, shareholder redemptions and other adverse effects which could negatively impact the Fund's performance. For example, the value of certain portfolio securities may rise or fall in response to changes in interest rates, which could result from a change in government policies, and has the potential to cause investors to move out of certain portfolio securities, including fixed-income securities, on a large scale across the market. This may increase redemptions from funds that hold impacted securities. Such a market event could result in decreased liquidity and increased volatility in the financial markets. Market factors, such as the demand for particular portfolio securities, may cause the price of certain portfolio securities to fall while the prices of other securities rise or remain unchanged.

TECHNOLOGY RISK

The Adviser uses various technologies in managing the Fund, consistent with its investment objective(s) and strategy described in this Prospectus. For example, proprietary and third-party data and systems are utilized to support decision-making for the Fund. Data imprecision, software or other technology malfunctions, programming inaccuracies and similar circumstances may impair the performance of these systems, which may negatively affect Fund performance.

What Do Shares Cost?

CALCULATION OF NET ASSET VALUE

The Fund attempts to stabilize the NAV of its Shares at \$1.00 by valuing the portfolio securities using the amortized cost method. In addition, for regulatory purposes, the Fund calculates a market-based (or shadow) NAV per Share on a daily basis for purposes of confirming that its NAV continues to approximate fair value. For purposes of calculating the shadow NAV and monitoring its comparison to the amortized cost-based NAV, pursuant to Rule 2a-5 under the Investment Company Act, the Board has designated the Adviser as the Fund's valuation designee to perform any fair value determinations for securities and other assets held by the Fund. The Adviser, acting through its "Valuation Committee" is responsible for determining the fair value of investments in the shadow NAV for which market quotations are not readily available. The Valuation Committee is comprised of officers of the Adviser and certain of the Adviser's affiliated companies and determines fair value and oversees the calculation of the NAV. The Valuation Committee is subject to Board oversight and certain reporting and other requirements intended to provide the Board the information it needs to oversee the Adviser's fair value determinations. The Fund cannot guarantee that its NAV will always remain at \$1.00 per Share. The Fund does not charge a front-end sales charge.

You can purchase, redeem or exchange Shares any day the NYSE is open (a “Regular Business Day”). You may also be able to purchase and redeem (but not exchange) Shares on certain days that the NYSE is closed on an unscheduled basis due to unforeseen or emergency circumstances, if the Fund’s Board determines to allow Fund Share transactions on such days (a “Special Trading Day”). If the Fund declares a Special Trading Day, information regarding shareholder trading activities for the Special Trading Day (such as when NAV, and entitlement to that day’s dividend, will be determined) will be available by calling the Fund at 1-800-341-7400 and will be posted on FederatedHermes.com/us. **The information set forth in this Prospectus regarding times relevant to NAV determination and dividend entitlement applies only to Regular Business Days.** Please note that the times that might be specified for NAV determination and dividend entitlement on a Special Trading Day would not necessarily be the same as set forth in this Prospectus with respect to Regular Business Days. Although Federated Hermes will attempt to make such information available in advance of a particular Special Trading Day, given the nature of Special Trading Days, it may not be able to do so until the morning of the Special Trading Day.

When the Fund receives your transaction request in proper form (as described in this Prospectus under the sections entitled “How to Purchase Shares” and “How to Redeem and Exchange Shares”), it is processed at the next determined NAV. NAV is generally determined at 5:00 p.m. Eastern time each day the NYSE is open; except that on the day after Thanksgiving and Christmas Eve (when Christmas Eve falls on a weekday) NAV will be determined at 3:00 p.m. Eastern time. The times as of when NAV is determined, and when orders must be placed, may be changed as permitted by the SEC.

Because the Fund operates as a money market fund and seeks to maintain a stable \$1.00 price per share, a low or negative interest rate environment could impact the Fund’s ability to maintain a stable \$1.00 share price. If the Fund has a negative gross yield as a result of negative interest rates (a “negative interest rate event”), the Fund may reduce the number of shares outstanding on a pro rata basis through a reverse distribution mechanism (RDM) to seek to maintain a stable \$1.00 price per share, to the extent permissible by applicable law and the Fund’s organizational documents and subject to a determination by the Board that implementing an RDM is in the best interests of the Fund and its shareholders. Alternatively, if the Fund has a negative interest rate event and/or the Board determines that it is no longer in the best interests of the Fund and its shareholders to maintain a stable price of \$1.00 per share, the Board has the right to discontinue the use of a stable NAV of \$1.00 per share and establish a fluctuating NAV per share rounded to four decimal places. If the Fund uses an RDM, the Fund will maintain a stable price per share, despite losing value, by reducing the number of its outstanding shares. Investors in the Fund would observe a stable share price but a declining number of shares for their investment. If the Fund converts to a fluctuating NAV under these circumstances, the Fund’s losses will be reflected through a declining share price. The Fund will notify shareholders of any such change. Shareholders should discuss any tax implications of implementing an RDM or converting to a fluctuating NAV with their tax adviser.

How is the Fund Sold?

The Fund offers the following Share classes: Institutional Shares, Service Shares, Administrative Shares, Capital Shares, Trust Shares, Premier Shares, Cash II Shares, Cash Series Shares, Select Shares (formerly, Class R Shares), Advisor Shares and SDG Shares, each representing interests in a single portfolio of securities. All Share classes have different expenses which affect their performance. Please note that certain purchase restrictions may apply.

The Advisor Shares offered through this Prospectus are available for purchase exclusively to shareholders investing through certain financial intermediaries that have entered into an agreement with the Fund’s Distributor with respect to the Advisor Shares.

The SDG Shares offered through this Prospectus are available for purchase exclusively to investors investing through financial intermediaries that utilize certain electronic trading platforms that may support a filtering menu to identify funds or share classes that such intermediary has determined in its discretion offer or provide “SDG/ESG, sustainable, or impact” goals or purposes.

Under the Distributor’s Contract with the Fund, the Distributor, Federated Securities Corp., offers Shares on a continuous, best-efforts basis. The Distributor is a subsidiary of Federated Hermes, Inc. (“Federated Hermes,” formerly, Federated Investors, Inc.).

The Fund’s Distributor markets the Shares described in this Prospectus to entities holding Shares in an agency or fiduciary capacity, financial institutions, financial intermediaries and institutional investors or to individuals, directly or through financial intermediaries.

INTRA-FUND SHARE CONVERSION PROGRAM

A shareholder in the Fund's Shares may convert their Shares at net asset value to any other share class of the Fund if the shareholder meets the investment minimum and eligibility requirements for the share class into which the conversion is sought, as applicable. Conversion of classes should not result in a realization event for tax purposes. Contact your financial intermediary or call 1-800-341-7400 to convert your Shares.

Payments to Financial Intermediaries

The Fund and its affiliated service providers may pay fees as described below to financial intermediaries (such as broker-dealers, banks, investment advisers or third-party administrators) whose customers are shareholders of the Fund.

RULE 12b-1 FEES

ADM Class, CS Class, CII Class and TR Class

The Board has adopted a Rule 12b-1 Plan, which allows payment of marketing fees of up to 0.60% for CS class, 0.35% for CII class, 0.10% for ADM class and 0.25% for TR class of average net assets to the Distributor for the sale, distribution, administration and customer servicing of the Fund's CS class, CII class, ADM class and TR class. When the Distributor receives Rule 12b-1 Fees, it may pay some or all of them to financial intermediaries whose customers purchase Shares.

Because these Shares pay marketing fees on an ongoing basis, your investment cost may be higher over time than other shares with different sales charges and marketing fees.

The Fund's ADM class has no present intention of paying, accruing or incurring more than 0.05% of any such Rule 12b-1 Fees until such time as approved by the Fund's Board of Trustees.

SERVICE FEES

ADM Class, PRM Class, AVR Class, IS Class, SEL Class, SS Class, CII Class, CS Class, CAP Class & TR Class

The Fund may pay Service Fees of up to 0.25% of average net assets to financial intermediaries or to Federated Shareholder Services Company (FSSC), a subsidiary of Federated Hermes, for providing services to shareholders and maintaining shareholder accounts. Intermediaries that receive Service Fees may include a company affiliated with management of Federated Hermes. If a financial intermediary receives Service Fees on an account, it is not eligible to also receive Account Administration Fees on that same account.

The Fund has no present intention of paying, accruing or incurring any such Service Fees on the PRM class and AVR class until such time as approved by the Fund's Board of Trustees.

The IS class of the Fund has no present intention of paying, accruing or incurring more than 0.05% of any such Service Fees until such time as approved by the Fund's Board of Trustees.

The SEL class of the Fund has no present intention of paying, accruing or incurring more than 0.02% of any such Service Fees until such time as approved by the Fund's Board of Trustees.

ACCOUNT ADMINISTRATION FEES

ADM Class, PRM Class, AVR Class, IS Class, SEL Class, SS Class, CII Class, CS Class, CAP Class & TR Class

The Fund may pay Account Administration Fees of up to 0.25% of average net assets to banks that are not registered as broker-dealers or investment advisers for providing administrative services to the Fund and its shareholders. If a financial intermediary receives Account Administration Fees on an account, it is not eligible to also receive Service Fees or Recordkeeping Fees on that same account.

The Fund has no present intention of paying, accruing or incurring any such Account Administration Fees on the PRM class and AVR class until such time as approved by the Fund's Board of Trustees.

The IS class of the Fund has no present intention of paying, accruing or incurring more than 0.05% of any such Account Administration Fees until such time as approved by the Fund's Board of Trustees.

The SEL class of the Fund has no present intention of paying, accruing or incurring more than 0.02% of any such Account Administration Fees until such time as approved by the Fund's Board of Trustees.

RECORDKEEPING FEES

The Fund may pay Recordkeeping Fees on an average-net-assets basis or on a per-account-per-year basis to financial intermediaries for providing recordkeeping services to the Fund and its shareholders. If a financial intermediary receives Recordkeeping Fees on an account, it is not eligible to also receive Account Administration Fees or Networking Fees on that same account.

NETWORKING FEES

The Fund may reimburse Networking Fees on a per-account-per-year basis to financial intermediaries for providing administrative services to the Fund and its shareholders on certain non-omnibus accounts. If a financial intermediary receives Networking Fees on an account, it is not eligible to also receive Recordkeeping Fees on that same account.

ADDITIONAL PAYMENTS TO FINANCIAL INTERMEDIARIES

The Distributor may pay, out of its own resources, amounts to certain financial intermediaries, including broker-dealers, banks, registered investment advisers, independent financial planners and retirement plan administrators, that support the sale of Shares or provide services to Fund shareholders. The amounts of these payments could be significant, and may create an incentive for the financial intermediary or its employees or associated persons to recommend or sell Shares of the Fund to you. Not all financial intermediaries receive such payments and the amount of compensation may vary by intermediary. In some cases, such payments may be made by or funded from the resources of companies affiliated with the Distributor (including the Adviser). These payments are not reflected in the fees and expenses listed in the fee table section of the Fund's Prospectus and described above because they are not paid by the Fund.

These payments are negotiated and may be based on such factors as: the number or value of Shares that the financial intermediary sells or may sell; the value of client assets invested; the level and types of services or support furnished by the financial intermediary; or the Fund's and/or other Federated Hermes funds' relationship with the financial intermediary. These payments may be in addition to payments, as described above, made by the Fund to the financial intermediary. In connection with these payments, the financial intermediary may elevate the prominence or profile of the Fund and/or other Federated Hermes funds, within the financial intermediary's organization by, for example, placement on a list of preferred or recommended funds and/or granting the Distributor preferential or enhanced opportunities to promote the funds in various ways within the financial intermediary's organization. You can ask your financial intermediary for information about any payments it receives from the Distributor or the Fund and any services provided, as well as about fees and/or commissions it charges.

How to Purchase Shares

You may purchase all Shares, with the exception of Advisor Shares and SDG Shares, through a financial intermediary, directly from the Fund or through an exchange from another Federated Hermes fund. The Fund reserves the right to reject any request to purchase or exchange Shares. New investors must submit a completed New Account Form.

The Advisor Shares offered through this Prospectus are available for purchase exclusively to shareholders investing through certain financial intermediaries that have entered into an agreement with the Fund's Distributor with respect to the Advisor Shares. See "Through A Financial Intermediary" for additional details.

The SDG Shares offered through this Prospectus are available for purchase exclusively to shareholders investing through financial intermediaries that utilize electronic trading platforms that may support a filtering menu to identify funds or share classes that such intermediary has determined in its discretion offer or provide "SDG/ESG, sustainable, or impact" goals or purposes. Omnibus accounts are not permitted without prior written approval from the Fund. Fully disclosed and partially disclosed accounts are permitted. No direct fund investments are permitted.

For important account information, see the section "Security and Privacy Protection."

The minimum initial investment for Fund Shares is generally \$500,000 for Institutional Shares, Service Shares, Administrative Shares, Capital Shares and Trust Shares. There is no minimum subsequent investment amount.

The minimum initial investment for Cash II Shares is generally \$25,000 and there is no minimum subsequent investment amount. The minimum initial and subsequent investment amounts for Individual Retirement Accounts are generally \$250 and \$100, respectively.

The minimum initial investment for Cash Series Shares is generally \$10,000 with a \$250 minimum subsequent investment amount.

The minimum initial investment for Premier Shares and SDG Shares is generally \$5 million. There is no minimum subsequent investment amount.

The minimum initial investment for Fund Shares is generally \$1 million for Advisor Shares and Select Shares. There is no minimum subsequent investment amount.

There is no minimum initial or subsequent investment amount required for employer-sponsored retirement plans; however, such accounts remain subject to the Fund's policy on "Accounts with Low Balances" as discussed later in this Prospectus.

An investor's minimum investment is calculated by combining all accounts it maintains with the Fund. Financial intermediaries may impose higher or lower minimum investment requirements on their customers than those imposed by the Fund. If an intermediary's aggregate account (omnibus account) meets the Fund's investment minimum requirements, there is no minimum requirement for the underlying sub-accounts. Keep in mind that financial intermediaries may charge you fees for their services in connection with your Share transactions.

THROUGH A FINANCIAL INTERMEDIARY

Submit your purchase order to your financial intermediary. Financial intermediaries are responsible for promptly submitting purchase orders and payment to the Fund by electronic means permitted by the Fund, or according to the instructions in the sections "By Telephone" or "By Mail" below.

If your financial intermediary submits your order electronically, your order will be processed and you will be entitled to dividends pursuant to operating procedures established by the Fund. If your financial intermediary submits your order by telephone or by mail, your order will be processed and you will be entitled to dividends as outlined in the section "By Telephone" or the section "By Mail" below.

If you deal with a financial intermediary, you will have to follow the financial intermediary's procedures for transacting with the Fund. For more information about how to purchase Shares through your financial intermediary, you should contact your financial intermediary directly.

DIRECTLY FROM THE FUND

Advisor Shares are only available for purchase through financial intermediaries that have entered into an agreement with the Fund's Distributor with respect to the Advisor Shares.

By Telephone

You may purchase Shares by calling the Fund at 1-800-341-7400.

Your purchase will be priced at the NAV next calculated after the Fund receives your order. Receipt of a purchase order by a financial intermediary will be deemed received by the Fund to the extent that such financial intermediary has been duly authorized by the Fund to accept such orders. If you call the Fund by 5:00 p.m. Eastern time (or 3:00 p.m. Eastern time on those days when the NAV is determined at 3:00 p.m. Eastern time) and send your payment by wire by the close of the Federal Reserve wire transfer system, you will be entitled to that day's dividend.

Send your wire to:

State Street Bank and Trust Company
Boston, MA
Dollar Amount of Wire
ABA Number 011000028
BNF: 23026552
Attention: Federated Hermes EDGEWIRE
Wire Order Number, Dealer Number or Group Number
Nominee/Institution Name
Fund Name and Number and Account Number

If the Fund does not receive your purchase wire by the close of the Federal Reserve wire transfer system on your designated settlement date, your purchase will be canceled and you could be liable for any losses or fees incurred by the Fund or SS&C GIDS, Inc., the Fund's transfer agent.

You cannot purchase Shares by wire on days when wire transfers are restricted, even if the NYSE is open on such days (for example, Columbus Day and Veterans Day). The Fund does not consider wire purchase requests received on such days to be in proper form, and will not process such requests.

By Mail

You may purchase Shares by sending your check payable to **The Federated Hermes Funds** at the following address:

The Federated Hermes Funds
P.O. Box 219318
Kansas City, MO 64121-9318

If you send your check by a **private courier or overnight delivery service** that requires a street address, send it to:

The Federated Hermes Funds
430 W 7th Street
Suite 219318
Kansas City, MO 64105-1407

Please note your account number on your check. Payment should be made in U.S. dollars and drawn on a U.S. bank. If your check does not clear, your purchase will be canceled and you could be liable for any losses or fees incurred by the Fund or SS&C GIDS, Inc., the Fund's transfer agent. The Fund reserves the right to reject **any** purchase request. For example, to protect against check fraud, the Fund may reject any purchase request involving a check that is not made payable to **The Federated Hermes Funds** (including, but not limited to, requests to purchase Shares using third-party checks) or involving temporary checks or credit card checks.

Your order will be priced at the NAV next calculated after the Fund receives your check and you will be entitled to dividends beginning on the day the check is converted into federal funds (normally the business day after the check is received).

By Direct Deposit

You may establish Payroll Deduction/Direct Deposit arrangements for investments into the Fund by either calling a Client Service Representative at 1-800-341-7400; or by completing the Payroll Deduction/Direct Deposit Form, which is available on FederatedHermes.com/us under "Resources" and then "Literature and Forms," then "Forms." You will receive a confirmation when this service is available.

THROUGH AN EXCHANGE

You may purchase Shares through an exchange from any Federated Hermes fund or share class that does not have a stated sales charge or contingent deferred sales charge, except shares of Federated Hermes Institutional Prime Obligations Fund, Federated Hermes Institutional Tax-Free Cash Trust, Class A Shares without a sales charge ("no-load Class A Shares") and Class R Shares of any Fund provided that you meet any shareholder eligibility and minimum initial investment requirements for the Shares to be purchased (if applicable), both accounts have identical registrations, and you must receive a prospectus for the fund in which you wish to exchange.

AVR and SDG Shares are available to shareholders investing through certain financial intermediaries. See "How to Purchase Shares" for additional details related to availability.

By Online Account Services

You may access your accounts online to purchase Shares through FederatedHermes.com/us's Shareholder Account Access system once you have registered for access. Online transactions may be subject to certain limitations including limitations as to the amount of the transaction. For more information about the services available through Shareholder Account Access, please visit FederatedHermes.com/us and select "Sign In" and "Access and Manage Investments," or call 1-800-341-7400, Option #4 to speak with a Client Service Representative.

BY SYSTEMATIC INVESTMENT PROGRAM (SIP)

Once you have opened an account, you may automatically purchase additional Shares on a regular basis by completing the SIP section of the New Account Form or by contacting the Fund or your financial intermediary. The minimum investment amount for SIPs is \$50.

BY AUTOMATED CLEARING HOUSE (ACH)

Once you have opened an account, you may purchase additional Shares through a depository institution that is an ACH member. This purchase option can be established by completing the appropriate sections of the New Account Form.

RETIREMENT INVESTMENTS

You may purchase Shares as retirement investments (such as qualified plans and IRAs or transfer or rollover of assets). Call your financial intermediary or the Fund for information on retirement investments. We suggest that you discuss retirement investments with your tax adviser. You may be subject to an annual IRA account fee.

How to Redeem and Exchange Shares

You should redeem or exchange Shares:

- through a financial intermediary if you purchased Shares through a financial intermediary; or
- directly from the Fund if you purchased Shares directly from the Fund.

Redemption proceeds are wired or mailed within one business day for each method of payment after receiving a timely request in proper form. Depending upon the method of payment, when shareholders receive redemption proceeds can differ. Payment may be delayed under certain circumstances (see "Limitations on Redemption Proceeds").

For important account information, see the section "Security and Privacy Protection."

THROUGH A FINANCIAL INTERMEDIARY

Submit your redemption or exchange request to your financial intermediary. Financial intermediaries are responsible for promptly submitting redemption or exchange requests to the Fund by electronic means permitted by the Fund, or according to the instructions in the sections “By Telephone” or “By Mail” below.

If your financial intermediary submits your redemption or exchange request electronically, your request will be processed and your proceeds will be paid pursuant to operating procedures established by the Fund. If your financial intermediary submits your redemption or exchange request by telephone or by mail, your request will be processed and your proceeds will be paid as outlined in the section “By Telephone” or the section “By Mail” below.

If you deal with a financial intermediary, you will have to follow the financial intermediary’s procedures for transacting with the Fund. For more information about how to redeem or exchange Shares through your financial intermediary, you should contact your financial intermediary directly.

DIRECTLY FROM THE FUND

By Telephone

You may redeem or exchange Shares by calling the Fund at 1-800-341-7400. Your redemption or exchange request will be priced at the NAV next calculated after the request is received by the Fund. Receipt of a redemption or exchange order by a financial intermediary will be deemed received by the Fund to the extent that such financial intermediary has been duly authorized by the Fund to accept such orders.

If you call the Fund by 5:00 p.m. Eastern time (or 3:00 p.m. Eastern time on those days when the NAV is determined at 3:00 p.m. Eastern time), and your redemption proceeds are wired to you the same day, you will not be entitled to that day’s dividend.

If you call the Fund after 5:00 p.m. Eastern time (or 3:00 p.m. Eastern time on those days when the NAV is determined at 3:00 p.m. Eastern time), you will be entitled to that day’s dividend and your redemption proceeds will be sent to you the following business day.

By Mail

You may redeem or exchange Shares by mailing a written request to the Fund.

Your redemption or exchange request will be priced at the NAV next calculated after the Fund receives your written request in proper form. If your redemption proceeds are wired to you the same day your order is priced, you will not be entitled to that day’s dividend. If a check for your redemption proceeds is mailed to you on the next business day after your request is priced, you will be entitled to dividends through the day on which the Fund priced your request.

Send requests by mail to:

The Federated Hermes Funds
P.O. Box 219318
Kansas City, MO 64121-9318

Send requests by **private courier or overnight delivery service** to:

The Federated Hermes Funds
430 W 7th Street
Suite 219318
Kansas City, MO 64105-1407

All requests must include:

- Fund Name and Share Class, account number and account registration;
- amount to be redeemed or exchanged;
- signatures of all shareholders exactly as registered; and
- **if exchanging**, the Fund Name and Share Class, account number and account registration into which you are exchanging.

Call your financial intermediary or the Fund if you need special instructions.

Signature Guarantees

Signatures must be guaranteed by a financial institution which is a participant in a Medallion signature guarantee program if:

- your redemption will be sent to an address other than the address of record;
- your redemption will be sent to an address of record that was changed within the last 30 days;
- a redemption is payable to someone other than the shareholder(s) of record; or
- transferring into another fund with a different shareholder registration.

A Medallion signature guarantee is designed to protect your account from fraud. Obtain a Medallion signature guarantee from a bank or trust company, savings association, credit union or broker, dealer or securities exchange member. **A notary public cannot provide a signature guarantee.**

By Online Account Services

You may access your accounts online to redeem or exchange Shares through FederatedHermes.com/us's Shareholder Account Access system once you have registered for access. Online transactions may be subject to certain limitations including limitations as to the amount of the transaction. For more information about the services available through Shareholder Account Access, please visit FederatedHermes.com/us and select "Sign In" and "Access and Manage Investments," or call 1-800-341-7400, Option #4 to speak with a Client Service Representative.

PAYMENT METHODS FOR REDEMPTIONS

Your redemption proceeds will be mailed by check to your address of record. The following payment options are available if you complete the appropriate section of the New Account Form or an Account Service Options Form. These payment options require a signature guarantee if they were not established when the account was opened:

- An electronic transfer to your account at a financial institution that is an ACH member; or
- Wire payment to your account at a domestic commercial bank that is a Federal Reserve System member.

METHODS THE FUND MAY USE TO MEET REDEMPTION REQUESTS

The Fund intends to pay Share redemptions in cash. To ensure that the Fund has cash to meet Share redemptions on any day, the Fund typically expects to hold a cash or cash equivalent reserve or sell portfolio securities.

In unusual or stressed circumstances, the Fund may generate cash in the following way:

- **Inter-fund Borrowing and Lending.** The SEC has granted an exemption that permits the Fund and all other funds advised by subsidiaries of Federated Hermes ("Federated Hermes funds") to lend and borrow money for certain temporary purposes directly to and from other Federated Hermes funds. Inter-fund borrowing and lending is permitted only: (a) to meet shareholder redemption requests; (b) to meet commitments arising from "failed" trades; and (c) for other temporary purposes. All inter-fund loans must be repaid in seven days or less.

LIMITATIONS ON REDEMPTION PROCEEDS

Redemption proceeds will be wired or mailed within one business day after receiving a request in proper form. The Fund may delay the payment of redemption proceeds in the following circumstances:

- to allow your purchase to clear (as discussed below); or
- during any period when the Federal Reserve wire or Federal Reserve banks are closed (in which case redemption proceeds will be wired within one business day after the reopening of the Federal Reserve wire or Federal Reserve banks).

In addition, the Fund may suspend redemptions, or delay the payment of redemption proceeds, in the following circumstances:

- during any period when the NYSE is closed or restricted (in which case redemption proceeds will be wired within one business day after the reopening of the NYSE);
- during any period in which an emergency exists as a result of which: (1) disposal of the securities owned by the Fund is not reasonably practicable; or (2) it is not reasonably practicable for the Fund to fairly determine the net asset value of its shares;
- during any period during which the SEC has, by rule or regulation, deemed that: (1) trading shall be restricted; or (2) an emergency exists;
- during any period that the SEC may by order permit for your protection; or
- during any period during which the Fund as part of a necessary liquidation of the Fund, has properly postponed and/or suspended redemption of Shares and payment in accordance with federal securities laws.

If you request a redemption of Shares recently purchased by check (including a cashier's check or certified check), money order, bank draft or ACH, your redemption proceeds may not be made available for up to seven calendar days to allow the Fund to collect payment on the instrument used to purchase such Shares. If the purchase instrument does not clear, your purchase order will be canceled and you will be responsible for any losses incurred by the Fund as a result of your canceled order.

Pursuant to rules under Section 22(e) of the 1940 Act, while it is unlikely that the Fund's weekly liquid assets would fall below 10% given the Fund's investment strategy and operation as a government money market fund, the Board, in its discretion, may suspend redemptions in the Fund and approve the liquidation of the Fund if the Fund's weekly liquid assets were to fall below 10% and the Board determines it would not be in the best interests of the Fund to continue operating. The Board also may suspend redemptions in the Fund and approve the liquidation of the Fund if the Board

determines that the deviation between the Fund's amortized cost price per share and its market-based NAV may result in material dilution or other unfair results to investors or existing shareholders. Prior to suspending redemptions, the Fund would be required to notify the SEC of its decision to liquidate and suspend redemptions. If the Fund ceases honoring redemptions and determines to liquidate, the Fund expects that it would notify shareholders on the Fund's website or by press release. Distributions to shareholders of liquidation proceeds may occur in one or more disbursements.

You will not accrue interest or dividends on uncashed redemption checks from the Fund when checks are undeliverable and returned to the Fund.

REDEMPTIONS FROM RETIREMENT ACCOUNTS

In the absence of your specific instructions, 10% of the value of your redemption from a retirement account in the Fund may be withheld for taxes. This withholding only applies to certain types of retirement accounts.

EXCHANGE PRIVILEGE

You may exchange Shares of the Fund for shares of any Federated Hermes fund or share class that does not have a stated sales charge or contingent deferred sales charge, except shares of Federated Hermes Institutional Prime Obligations Fund, Federated Hermes Institutional Tax-Free Cash Trust, no-load Class A Shares and Class R Shares of any Fund.

To do this, you must:

- meet any applicable shareholder eligibility requirements;
- ensure that the account registrations are identical;
- meet any applicable minimum initial investment requirements; and
- receive a prospectus for the fund into which you wish to exchange.

An exchange is treated as a redemption and a subsequent purchase, and is a taxable transaction. The Fund reserves the right to reject any request to purchase or exchange Shares. The Fund may modify or terminate the exchange privilege at any time.

SYSTEMATIC WITHDRAWAL/EXCHANGE PROGRAM

You may automatically redeem or exchange Shares. The minimum amount for all new or revised systematic redemptions or exchanges of Shares is \$50 per transaction per fund. Complete the appropriate section of the New Account Form or an Account Service Options Form or contact your financial intermediary or the Fund. Your account value must meet the minimum initial investment amount at the time the program is established. This program may reduce, and eventually deplete, your account. Payments should not be considered yield or income.

CHECKWRITING

CII, CS and SS Classes

You may request checks to redeem your Fund Shares. Your account will continue to receive the daily dividend declared on the Shares being redeemed until the check is presented for payment.

DEBIT CARD

CII, CS and SS Classes

You may request a debit card account that allows you to redeem Shares. There is an annual fee for this service that the Fund will automatically deduct from your account.

Any attempt to redeem Shares through checkwriting or debit card before the purchase instrument has cleared will be automatically rejected.

ADDITIONAL CONDITIONS

Telephone Transactions

The Fund will record your telephone instructions. If the Fund does not follow reasonable procedures, it may be liable for losses due to unauthorized or fraudulent telephone instructions.

Share Certificates

The Fund no longer issues share certificates. If you are redeeming or exchanging Shares represented by certificates previously issued by the Fund, you must return the certificates with your written redemption or exchange request. For your protection, send your certificates by registered or certified mail, but do not endorse them.

Security and Privacy Protection

ONLINE ACCOUNT AND TELEPHONE ACCESS SECURITY

Federated Hermes will not be responsible for losses that result from unauthorized transactions, unless Federated Hermes does not follow procedures designed to verify your identity. When initiating a transaction by telephone or online, shareholders should be aware that any person with access to your account and other personal information including PINs (Personal Identification Numbers) may be able to submit instructions by telephone or online. Shareholders are responsible for protecting their identity by using strong usernames and complex passwords which utilize combinations of mixed case letters, numbers and symbols, and change passwords and PINs frequently.

Using FederatedHermes.com/us's Account Access website means you are consenting to sending and receiving personal financial information over the Internet, so you should be sure you are comfortable with the risks. You will be required to accept the terms of an online agreement and to establish and utilize a password in order to access online account services. The Transfer Agent has adopted security procedures to confirm that Internet instructions are genuine. The Transfer Agent will also send you written confirmation of share transactions. The Transfer Agent, the Fund and any of its affiliates will not be liable for losses or expenses that occur from fraudulent Internet instructions reasonably believed to be genuine.

The Transfer Agent or the Fund will employ reasonable procedures to confirm that telephone transaction requests are genuine, which may include recording calls, asking the caller to provide certain personal identification information, sending you written confirmation, or requiring other confirmation security procedures. The Transfer Agent, the Fund and any of its affiliates will not be liable for relying on instructions submitted by telephone that the Fund reasonably believes to be genuine.

ANTI-MONEY LAUNDERING COMPLIANCE

To help the government fight the funding of terrorism and money laundering activities, federal law requires financial institutions to obtain, verify and record information that identifies each new customer who opens a Fund account and to determine whether such person's name appears on governmental lists of known or suspected terrorists or terrorist organizations. Pursuant to the requirements under the USA PATRIOT Act, the information obtained will be used for compliance with the USA PATRIOT Act or other applicable laws, regulations and rules in connection with money laundering, terrorism or other illicit activities.

Information required includes your name, residential or business address, date of birth (for an individual), and other information that identifies you, including your social security number, tax identification number or other identifying number. The Fund cannot waive these requirements. The Fund is required by law to reject your Account Application if the required information is not provided. If, after reasonable effort, the Fund is unable to verify your identity or that of any other person(s) authorized to act on your behalf, or believes it has identified potentially suspicious, fraudulent or criminal activity, the Fund reserves the right to close your account and redeem your shares at the next calculated NAV without your permission. Any applicable contingent deferred sales charge (CDSC) will be assessed upon redemption of your shares.

The Fund has a strict policy designed to protect the privacy of your personal information. A copy of Federated Hermes' privacy policy notice was given to you at the time you opened your account. The Fund sends a copy of the privacy notice to you annually. You may also obtain the privacy notice by calling the Fund, or through FederatedHermes.com/us.

Account and Share Information

ACCOUNT ACTIVITY

You will receive periodic statements reporting all account activity, including systematic transactions and dividends paid by the Fund.

DIVIDENDS AND CAPITAL GAINS

The Fund declares any dividends daily and pays them monthly to shareholders.

Dividends are based on estimates of income, expenses and shareholder activity for the Fund. Actual income, expenses and shareholder activity may differ from estimates and differences, if any, will be included in the calculation of subsequent dividends. You may obtain an estimate of the Fund's daily dividend factor by calling the Fund at 1-800-341-7400 or at FederatedHermes.com/us.

From time to time, the Fund may realize capital gains or losses. If capital gains or losses were to occur, they could result in an increase or decrease in dividends. The Fund pays any capital gains at least annually, and may make such special distributions of dividends and capital gains as may be necessary to meet applicable regulatory requirements. Your dividends and capital gains distributions will be automatically reinvested in additional Shares without a sales charge, unless you elect cash payments. Dividends may also be reinvested without sales charges in shares of any class of any other Federated Hermes fund of which you are already a shareholder.

Important information regarding the Fund's distributions, including the percentage of the Fund's distributions that are attributable to capital gains during the calendar year (if any), is available via the link to the Fund and share class name at FederatedHermes.com/us/FundInformation.

SMALL DISTRIBUTIONS AND UNCASHED CHECKS

Generally, dividend and/or capital gain distributions payable by check in an amount of less than \$25 will be automatically reinvested in additional shares. This policy does not apply if you have elected to receive cash distributions that are directly deposited into your bank account via wire or ACH.

Additionally, if one or more dividend or capital gain distribution checks are returned as "undeliverable," or remain uncashed for 180 days, all subsequent dividend and capital gain distributions will be reinvested in additional shares. No interest will accrue on amounts represented by uncashed distribution checks. For questions on whether reinvestment applies to your distributions, please contact a Client Service Representative at 1-800-341-7400.

Certain states, including the State of Texas, have laws that allow shareholders to designate a representative to receive abandoned or unclaimed property ("escheatment") notifications by completing and submitting a designation form that generally can be found on the official state website. If a shareholder resides in an applicable state and elects to designate a representative to receive escheatment notifications, escheatment notices generally will be delivered as required by such state laws, including, as applicable, to both the shareholder and the designated representative. A completed designation form may be mailed to the Fund (if Shares are held directly with the Fund) or to the shareholder's financial intermediary (if Shares are not held directly with the Fund). Shareholders should refer to relevant state law for the shareholder's specific rights and responsibilities under his or her state's escheatment law(s), which can generally be found on a state's official website.

ACCOUNTS WITH LOW BALANCES

Federated Hermes reserves the right to close accounts if redemptions or exchanges cause the account balance to fall below:

- \$1 million for the SEL and AVR classes;
- \$10,000 for the CS class (or in the case of IRAs, \$250);
- \$25,000 for the CII class (or in the case of IRAs, \$250);
- \$500,000 for the IS, SS, ADM, CAP and TR classes;
- \$5 million for the PRM and SDG classes.

Before an account is closed, you will be notified and allowed at least 30 days to purchase additional Shares to meet the minimum.

TAX INFORMATION

The Fund and/or your financial intermediary provides year-end tax information and an annual statement of your account activity to assist you in completing your federal, state and local tax returns. Fund distributions of dividends and capital gains are taxable to you whether paid in cash or reinvested in the Fund. Dividends are taxable at different rates depending on the source of dividend income. Distributions of net short-term capital gains are taxable to you as ordinary income. Distributions of net long-term capital gains are taxable to you as long-term capital gains regardless of how long you have owned your Shares.

Fund distributions are expected to be primarily dividends. Redemptions and exchanges are taxable sales. Please consult your tax adviser regarding your federal, state and local tax liability.

FREQUENT TRADING POLICIES

Given the short-term nature of the Fund's investments and its use of the amortized cost method for calculating the NAV of Fund Shares, the Fund does not anticipate that in the normal case frequent or short-term trading into and out of the Fund will have significant adverse consequences for the Fund and its shareholders. For this reason and because the Fund is intended to be used as a liquid short-term investment, the Fund's Board has not adopted policies or procedures to monitor or discourage frequent or short-term trading of the Fund's Shares. Regardless of their frequency or short-term nature, purchases and redemptions of Fund Shares can have adverse effects on the management of the Fund's portfolio and its performance.

Other funds in the Federated Hermes family of funds may impose monitoring policies. Under normal market conditions, such monitoring policies are designed to protect the funds being monitored and their shareholders, and the operation of such policies and shareholder investments under such monitoring are not expected to have a materially adverse impact on the Federated Hermes funds or their shareholders. If you plan to exchange your Fund Shares for shares of another Federated Hermes fund, please read the prospectus of that other Federated Hermes fund for more information.

PORTFOLIO HOLDINGS INFORMATION

Information concerning the Fund's portfolio holdings is available via the link to the Fund and share class name at FederatedHermes.com/us. Such information is posted on the website five business days after both mid-month and month-end then remains posted on the website for six months thereafter. Summary portfolio composition information as of the close of each month is posted on the website 15 days (or the next business day) after month-end and remains until replaced by the information for the succeeding month. The summary portfolio composition information may include effective average maturity of the Fund's portfolio and/or percentage breakdowns of the portfolio by credit quality tier, effective maturity range and type of security. The Fund's WAM and WAL, Shadow NAV (market-based value of the Fund's portfolio), Daily and Weekly Liquid Assets and Daily Flows are posted every business day and remain posted on the website for six months thereafter.

You may also access portfolio information via the link to the Fund and share class name at FederatedHermes.com/us. The Fund's Form N-CSR contains complete listings of the Fund's portfolio holdings as of the end of the Fund's second and fourth fiscal quarters. These reports are also available on the SEC's website at sec.gov.

The Fund files with the SEC a complete schedule of its portfolio holdings as of the close of each month on "Form N-MFP." Form N-MFP is available on the SEC's website at sec.gov. You may access Form N-MFP via the link to the Fund and share class name at FederatedHermes.com/us.

In addition, from time to time (for example, during periods of unusual market conditions), additional information regarding the Fund's portfolio holdings and/or composition may be posted to FederatedHermes.com/us. If and when such information is posted, its availability will be noted on, and the information will be accessible from, the home page of the website.

Who Manages the Fund?

The Board governs the Fund. The Board selects and oversees the Adviser, Federated Investment Management Company. The Adviser manages the Fund's assets, including buying and selling portfolio securities. Federated Advisory Services Company (FASC), an affiliate of the Adviser, provides certain support services to the Adviser. The fee for these services is paid by the Adviser and not by the Fund.

The address of the Adviser and FASC is 1001 Liberty Avenue, Pittsburgh, PA 15222-3779.

The Adviser and other advisory subsidiaries of Federated Hermes combined, advise approximately 101 registered investment companies spanning equity, fixed-income and money market mutual funds and also manage a variety of other pooled investment vehicles, private investment companies and customized separately managed accounts (including non-U.S./offshore funds). Federated Hermes' assets under management totaled approximately \$757.6 billion as of December 31, 2023. Federated Hermes was established in 1955 as Federated Investors, Inc. and is one of the largest investment managers in the United States with more than 2,000 employees. Federated Hermes provides investment products to more than 10,000 investment professionals and institutions.

The Adviser advises approximately 73 registered investment companies and also manages sub-advised funds. The Adviser's assets under management totaled approximately \$468.4 billion as of December 31, 2023.

ADVISORY FEES

The Fund's investment advisory contract provides for payment to the Adviser of an annual investment advisory fee of 0.15% of the Fund's average daily net assets. The Adviser may voluntarily waive a portion of its fee or reimburse the Fund for certain operating expenses. The Adviser and its affiliates have also agreed to certain "Fee Limits" as described in the footnote to the "Risk/Return Summary: Fees and Expenses" table found in the "Fund Summary" section of the Prospectus.

A discussion of the Board's review of the Fund's investment advisory contract is available in the Fund's Form N-CSR for the periods ended July 31 and January 31, respectively.

SDG SHARES

Federated Hermes and/or its affiliates will donate 5% of the quarterly management fee revenue and administrative fee revenue attributable to the SDG class, net of any waivers ("net class revenue"), to a designated organization whose mission is aligned with one or more of the United Nations Sustainable Development Goals (UN SDGs). These 17 UN SDGs seek to advance a shared vision and to accelerate responses to global challenges in order to build more equal,

inclusive and sustainable economies and societies. Federated Hermes expects to make the contribution on at least a quarterly basis and has sole discretion to designate the organization or organizations and to increase, decrease or terminate the contribution at any time. Federated Hermes and/or its affiliates' donation of an amount equal to a percentage of the quarterly net class revenue to a designated organization may result in a tax benefit for Federated Hermes and/or its affiliates.

Financial Information

FINANCIAL HIGHLIGHTS

The Financial Highlights will help you understand the Fund's financial performance for its past five fiscal years, or since inception, if the life of the Fund's share class is shorter. Some of the information is presented on a per Share basis. Total returns represent the rate an investor would have earned (or lost) on an investment in the Fund, assuming reinvestment of any dividends and capital gains.

The information has been audited by KPMG LLP, an independent registered public accounting firm, whose report, along with the Fund's audited financial statements, is included in the Fund's filing on Form N-CSR.

Financial Highlights – Select Shares¹

(For a Share Outstanding Throughout Each Period)

	Year Ended July 31,				
	2024	2023	2022	2021	2020
Net Asset Value, Beginning of Period	\$1.00	\$1.00	\$1.00	\$1.00	\$1.00
Income From Investment Operations:					
Net investment income ²	0.052	0.026	0.003	0.000 ³	0.012
Net realized gain (loss)	0.000 ³	0.014	(0.000) ³	0.000 ³	(0.001)
TOTAL FROM INVESTMENT OPERATIONS	0.052	0.040	0.003	0.000³	0.011
Less Distributions:					
Distributions from net investment income	(0.052)	(0.040)	(0.003)	(0.000) ³	(0.011)
Distributions from net realized gain	—	—	—	—	(0.000) ³
TOTAL DISTRIBUTIONS	(0.052)	(0.040)	(0.003)	(0.000)³	(0.011)
Net Asset Value, End of Period	\$1.00	\$1.00	\$1.00	\$1.00	\$1.00
Total Return⁴	5.37%	4.03%	0.31%	0.02%	1.12%

Ratios to Average Net Assets:

Net expenses ⁵	0.17%	0.17%	0.09%	0.11%	0.17%
Net investment income	5.24%	2.56%	0.25%	0.02%	0.74%
Expense waiver/reimbursement ⁶	0.08%	0.13%	0.22%	0.20%	0.14%

Supplemental Data:

Net assets, end of period (000 omitted)	\$927,077	\$181,157	\$5,921,339	\$8,073,883	\$7,328,261
---	-----------	-----------	-------------	-------------	-------------

1 Effective August 1, 2019, the Class R Shares were re-designated as Select Shares.

2 Per share number has been calculated using the average shares method.

3 Represents less than \$0.001.

4 Based on net asset value.

5 Amount does not reflect net expenses incurred by investment companies in which the Fund may invest.

6 This expense decrease is reflected in both the net expense and the net investment income ratios shown above. Amount does not reflect expense waiver/reimbursement recorded by investment companies in which the Fund may invest.

Further information about the Fund's performance is contained in the Fund's Annual Report, dated July 31, 2024, which can be obtained free of charge.

Financial Highlights – Institutional Shares

(For a Share Outstanding Throughout Each Period)

	Year Ended July 31,				
	2024	2023	2022	2021	2020
Net Asset Value, Beginning of Period	\$1.00	\$1.00	\$1.00	\$1.00	\$1.00
Income From Investment Operations:					
Net investment income ¹	0.052	0.039	0.003	0.000 ²	0.011
Net realized gain (loss)	0.000 ²	0.000 ²	(0.000) ²	—	(0.000) ²
TOTAL FROM INVESTMENT OPERATIONS	0.052	0.039	0.003	0.000²	0.011
Less Distributions:					
Distributions from net investment income	(0.052)	(0.039)	(0.003)	(0.000) ²	(0.011)
Distributions from net realized gain	—	—	—	—	(0.000) ²
TOTAL DISTRIBUTIONS	(0.052)	(0.039)	(0.003)	(0.000)²	(0.011)
Net Asset Value, End of Period	\$1.00	\$1.00	\$1.00	\$1.00	\$1.00
Total Return³	5.33%	3.99%	0.30%	0.02%	1.09%
Ratios to Average Net Assets:					
Net expenses ⁴	0.20%	0.20%	0.10%	0.10%	0.19%
Net investment income	5.20%	3.92%	0.28%	0.02%	0.97%
Expense waiver/reimbursement ⁵	0.09%	0.13%	0.23%	0.23%	0.15%
Supplemental Data:					
Net assets, end of period (000 omitted)	\$31,818,839	\$28,952,071	\$31,227,810	\$31,176,397	\$29,928,127

1 Per share number has been calculated using the average shares method.

2 Represents less than \$0.001.

3 Based on net asset value.

4 Amount does not reflect net expenses incurred by investment companies in which the Fund may invest.

5 This expense decrease is reflected in both the net expense and the net investment income ratios shown above. Amount does not reflect expense waiver/reimbursement recorded by investment companies in which the Fund may invest.

Further information about the Fund's performance is contained in the Fund's Annual Report, dated July 31, 2024, which can be obtained free of charge.

Financial Highlights – Service Shares

(For a Share Outstanding Throughout Each Period)

	Year Ended July 31,				
	2024	2023	2022	2021	2020
Net Asset Value, Beginning of Period	\$1.00	\$1.00	\$1.00	\$1.00	\$1.00
Income From Investment Operations:					
Net investment income ¹	0.050	0.037	0.002	0.000 ²	0.009
Net realized gain (loss)	0.000 ²	(0.000) ²	(0.000) ²	—	0.000 ²
TOTAL FROM INVESTMENT OPERATIONS	0.050	0.037	0.002	0.000²	0.009
Less Distributions:					
Distributions from net investment income	(0.050)	(0.037)	(0.002)	(0.000) ²	(0.009)
Distributions from net realized gain	—	—	—	—	(0.000) ²
TOTAL DISTRIBUTIONS	(0.050)	(0.037)	(0.002)	(0.000)²	(0.009)
Net Asset Value, End of Period	\$1.00	\$1.00	\$1.00	\$1.00	\$1.00
Total Return³	5.10%	3.76%	0.22%	0.02%	0.91%
Ratios to Average Net Assets:					
Net expenses ⁴	0.42%	0.42%	0.17%	0.11%	0.38%
Net investment income	4.99%	3.73%	0.19%	0.01%	0.83%
Expense waiver/reimbursement ⁵	0.09%	0.13%	0.38%	0.43%	0.17%
Supplemental Data:					
Net assets, end of period (000 omitted)	\$11,429,684	\$10,250,481	\$10,082,923	\$13,157,890	\$12,300,069

1 Per share number has been calculated using the average shares method.

2 Represents less than \$0.001.

3 Based on net asset value.

4 Amount does not reflect net expenses incurred by investment companies in which the Fund may invest.

5 This expense decrease is reflected in both the net expense and the net investment income ratios shown above. Amount does not reflect expense waiver/reimbursement recorded by investment companies in which the Fund may invest.

Further information about the Fund's performance is contained in the Fund's Annual Report, dated July 31, 2024, which can be obtained free of charge.

Financial Highlights – Administrative Shares

(For a Share Outstanding Throughout Each Period)

	Year Ended July 31,				
	2024	2023	2022	2021	2020
Net Asset Value, Beginning of Period	\$1.00	\$1.00	\$1.00	\$1.00	\$1.00
Income From Investment Operations:					
Net investment income ¹	0.049	0.044	0.046	0.024	0.009
Net realized gain (loss)	0.001	(0.007)	(0.044)	(0.024)	(0.000) ²
TOTAL FROM INVESTMENT OPERATIONS	0.050	0.037	0.002	0.000²	0.009
Less Distributions:					
Distributions from net investment income	(0.050)	(0.037)	(0.002)	(0.000) ²	(0.009)
Distributions from net realized gain	—	—	—	—	(0.000) ²
TOTAL DISTRIBUTIONS	(0.050)	(0.037)	(0.002)	(0.000)²	(0.009)
Net Asset Value, End of Period	\$1.00	\$1.00	\$1.00	\$1.00	\$1.00
Total Return³	5.06%	3.73%	0.22%	0.02%	0.88%
Ratios to Average Net Assets:					
Net expenses ⁴	0.45%	0.45%	0.14%	0.19%	0.41%
Net investment income	4.95%	4.43%	0.14%	0.01%	0.89%
Expense waiver/reimbursement ⁵	0.08%	0.13%	0.43%	0.39%	0.18%
Supplemental Data:					
Net assets, end of period (000 omitted)	\$162,885	\$9,462	\$78	\$219	\$253,981

1 Per share number has been calculated using the average shares method.

2 Represents less than \$0.001.

3 Based on net asset value.

4 Amount does not reflect net expenses incurred by investment companies in which the Fund may invest.

5 This expense decrease is reflected in both the net expense and the net investment income ratios shown above. Amount does not reflect expense waiver/reimbursement recorded by investment companies in which the Fund may invest.

Further information about the Fund's performance is contained in the Fund's Annual Report, dated July 31, 2024, which can be obtained free of charge.

Financial Highlights – Cash II Shares

(For a Share Outstanding Throughout Each Period)

	Year Ended July 31,				
	2024	2023	2022	2021	2020
Net Asset Value, Beginning of Period	\$1.00	\$1.00	\$1.00	\$1.00	\$1.00
Income From Investment Operations:					
Net investment income ¹	0.046	0.033	0.001	0.000 ²	0.006
Net realized gain (loss)	0.000 ²	(0.000) ²	(0.000) ²	—	0.000 ²
TOTAL FROM INVESTMENT OPERATIONS	0.046	0.033	0.001	0.000²	0.006
Less Distributions:					
Distributions from net investment income	(0.046)	(0.033)	(0.001)	(0.000) ²	(0.006)
Distributions from net realized gain	—	—	—	—	(0.000) ²
TOTAL DISTRIBUTIONS	(0.046)	(0.033)	(0.001)	(0.000)²	(0.006)
Net Asset Value, End of Period	\$1.00	\$1.00	\$1.00	\$1.00	\$1.00
Total Return³	4.66%	3.33%	0.12%	0.02%	0.63%
Ratios to Average Net Assets:					
Net expenses ⁴	0.84%	0.84%	0.27%	0.11%	0.64%
Net investment income	4.56%	3.32%	0.11%	0.01%	0.61%
Expense waiver/reimbursement ⁵	0.09%	0.13%	0.70%	0.86%	0.34%
Supplemental Data:					
Net assets, end of period (000 omitted)	\$655,506	\$641,702	\$567,676	\$625,477	\$599,710

1 Per share number has been calculated using the average shares method.

2 Represents less than \$0.001.

3 Based on net asset value.

4 Amount does not reflect net expenses incurred by investment companies in which the Fund may invest.

5 This expense decrease is reflected in both the net expense and the net investment income ratios shown above. Amount does not reflect expense waiver/reimbursement recorded by investment companies in which the Fund may invest.

Further information about the Fund's performance is contained in the Fund's Annual Report, dated July 31, 2024, which can be obtained free of charge.

Financial Highlights – Cash Series Shares

(For a Share Outstanding Throughout Each Period)

	Year Ended July 31,				
	2024	2023	2022	2021	2020
Net Asset Value, Beginning of Period	\$1.00	\$1.00	\$1.00	\$1.00	\$1.00
Income From Investment Operations:					
Net investment income ¹	0.044	0.034	0.001	0.000 ²	0.005
Net realized gain (loss)	0.000 ²	(0.003)	(0.000) ²	—	0.000 ²
TOTAL FROM INVESTMENT OPERATIONS	0.044	0.031	0.001	0.000²	0.005
Less Distributions:					
Distributions from net investment income	(0.044)	(0.031)	(0.001)	(0.000) ²	(0.005)
Distributions from net realized gain	—	—	—	—	(0.000) ²
TOTAL DISTRIBUTIONS	(0.044)	(0.031)	(0.001)	(0.000)²	(0.005)
Net Asset Value, End of Period	\$1.00	\$1.00	\$1.00	\$1.00	\$1.00
Total Return³	4.52%	3.18%	0.10%	0.02%	0.54%
Ratios to Average Net Assets:					
Net expenses ⁴	0.98%	0.98%	0.26%	0.11%	0.71%
Net investment income	4.43%	3.38%	0.08%	0.01%	0.48%
Expense waiver/reimbursement ⁵	0.14%	0.18%	0.93%	1.07%	0.47%
Supplemental Data:					
Net assets, end of period (000 omitted)	\$600,873	\$902,755	\$307,895	\$526,713	\$349,935

1 Per share number has been calculated using the average shares method.

2 Represents less than \$0.001.

3 Based on net asset value.

4 Amount does not reflect net expenses incurred by investment companies in which the Fund may invest.

5 This expense decrease is reflected in both the net expense and the net investment income ratios shown above. Amount does not reflect expense waiver/reimbursement recorded by investment companies in which the Fund may invest.

Further information about the Fund's performance is contained in the Fund's Annual Report, dated July 31, 2024, which can be obtained free of charge.

Financial Highlights – Capital Shares

(For a Share Outstanding Throughout Each Period)

	Year Ended July 31,				
	2024	2023	2022	2021	2020
Net Asset Value, Beginning of Period	\$1.00	\$1.00	\$1.00	\$1.00	\$1.00
Income From Investment Operations:					
Net investment income ¹	0.051	0.038	0.003	0.000 ²	0.010
Net realized gain (loss)	0.000 ²	0.000 ²	(0.000) ²	—	(0.000) ²
TOTAL FROM INVESTMENT OPERATIONS	0.051	0.038	0.003	0.000²	0.010
Less Distributions:					
Distributions from net investment income	(0.051)	(0.038)	(0.003)	(0.000) ²	(0.010)
Distributions from net realized gain	—	—	—	—	(0.000) ²
TOTAL DISTRIBUTIONS	(0.051)	(0.038)	(0.003)	(0.000)²	(0.010)
Net Asset Value, End of Period	\$1.00	\$1.00	\$1.00	\$1.00	\$1.00
Total Return³	5.22%	3.89%	0.26%	0.02%	0.99%
Ratios to Average Net Assets:					
Net expenses ⁴	0.30%	0.30%	0.14%	0.12%	0.30%
Net investment income	5.10%	3.81%	0.24%	0.01%	0.94%
Expense waiver/reimbursement ⁵	0.08%	0.13%	0.30%	0.32%	0.14%
Supplemental Data:					
Net assets, end of period (000 omitted)	\$10,563,189	\$3,529,186	\$3,094,786	\$3,044,642	\$3,454,165

1 Per share number has been calculated using the average shares method.

2 Represents less than \$0.001.

3 Based on net asset value.

4 Amount does not reflect net expenses incurred by investment companies in which the Fund may invest.

5 This expense decrease is reflected in both the net expense and the net investment income ratios shown above. Amount does not reflect expense waiver/reimbursement recorded by investment companies in which the Fund may invest.

Further information about the Fund's performance is contained in the Fund's Annual Report, dated July 31, 2024, which can be obtained free of charge.

Financial Highlights – Trust Shares

(For a Share Outstanding Throughout Each Period)

	Year Ended July 31,				
	2024	2023	2022	2021	2020
Net Asset Value, Beginning of Period	\$1.00	\$1.00	\$1.00	\$1.00	\$1.00
Income From Investment Operations:					
Net investment income ¹	0.047	0.035	0.002	0.000 ²	0.007
Net realized gain (loss)	0.000 ²	(0.001)	(0.000) ²	—	(0.000) ²
TOTAL FROM INVESTMENT OPERATIONS	0.047	0.034	0.002	0.000²	0.007
Less Distributions:					
Distributions from net investment income	(0.047)	(0.034)	(0.002)	(0.000) ²	(0.007)
Distributions from net realized gain	—	—	—	—	(0.000) ²
TOTAL DISTRIBUTIONS	(0.047)	(0.034)	(0.002)	(0.000)²	(0.007)
Net Asset Value, End of Period	\$1.00	\$1.00	\$1.00	\$1.00	\$1.00
Total Return³	4.82%	3.50%	0.16%	0.02%	0.73%

Ratios to Average Net Assets:

Net expenses ⁴	0.69%	0.68%	0.24%	0.12%	0.54%
Net investment income	4.72%	3.52%	0.13%	0.01%	0.66%
Expense waiver/reimbursement ⁵	0.09%	0.13%	0.59%	0.71%	0.29%

Supplemental Data:

Net assets, end of period (000 omitted)	\$1,199,776	\$1,331,183	\$1,276,028	\$2,658,370	\$3,303,066
---	-------------	-------------	-------------	-------------	-------------

1 Per share number has been calculated using the average shares method.

2 Represents less than \$0.001.

3 Based on net asset value.

4 Amount does not reflect net expenses incurred by investment companies in which the Fund may invest.

5 This expense decrease is reflected in both the net expense and the net investment income ratios shown above. Amount does not reflect expense waiver/reimbursement recorded by investment companies in which the Fund may invest.

Further information about the Fund's performance is contained in the Fund's Annual Report, dated July 31, 2024, which can be obtained free of charge.

Financial Highlights – Premier Shares

(For a Share Outstanding Throughout Each Period)

	Year Ended July 31,				
	2024	2023	2022	2021	2020
Net Asset Value, Beginning of Period	\$1.00	\$1.00	\$1.00	\$1.00	\$1.00
Income From Investment Operations:					
Net investment income ¹	0.053	0.040	0.003	0.000 ²	0.011
Net realized gain (loss)	0.000 ²	(0.000) ²	(0.000) ²	—	0.000 ²
TOTAL FROM INVESTMENT OPERATIONS	0.053	0.040	0.003	0.000²	0.011
Less Distributions:					
Distributions from net investment income	(0.053)	(0.040)	(0.003)	(0.000) ²	(0.011)
Distributions from net realized gain	—	—	—	—	(0.000) ²
TOTAL DISTRIBUTIONS	(0.053)	(0.040)	(0.003)	(0.000)²	(0.011)
Net Asset Value, End of Period	\$1.00	\$1.00	\$1.00	\$1.00	\$1.00
Total Return³	5.38%	4.04%	0.31%	0.03%	1.14%
Ratios to Average Net Assets:					
Net expenses ⁴	0.15%	0.15%	0.09%	0.10%	0.15%
Net investment income	5.25%	3.99%	0.33%	0.02%	0.96%
Expense waiver/reimbursement ⁵	0.09%	0.13%	0.20%	0.18%	0.14%
Supplemental Data:					
Net assets, end of period (000 omitted)	\$99,742,080	\$88,718,697	\$83,546,204	\$69,590,226	\$76,682,858

1 Per share number has been calculated using the average shares method.

2 Represents less than \$0.001.

3 Based on net asset value.

4 Amount does not reflect net expenses incurred by investment companies in which the Fund may invest.

5 This expense decrease is reflected in both the net expense and the net investment income ratios shown above. Amount does not reflect expense waiver/reimbursement recorded by investment companies in which the Fund may invest.

Further information about the Fund's performance is contained in the Fund's Annual Report, dated July 31, 2024, which can be obtained free of charge.

Financial Highlights – Advisor Shares

(For a Share Outstanding Throughout Each Period)

	Year Ended July 31,				
	2024	2023	2022	2021	2020
Net Asset Value, Beginning of Period	\$1.00	\$1.00	\$1.00	\$1.00	\$1.00
Income From Investment Operations:					
Net investment income ¹	0.053	0.043	0.003	0.000 ²	0.011
Net realized gain (loss)	0.000 ²	(0.003)	(0.000) ²	—	0.000 ²
TOTAL FROM INVESTMENT OPERATIONS	0.053	0.040	0.003	0.000 ²	0.011
Less Distributions:					
Distributions from net investment income	(0.053)	(0.040)	(0.003)	(0.000) ²	(0.011)
Distributions from net realized gains	—	—	—	—	(0.000) ²
TOTAL DISTRIBUTIONS	(0.053)	(0.040)	(0.003)	(0.000) ²	(0.011)
Net Asset Value, End of Period	\$1.00	\$1.00	\$1.00	\$1.00	\$1.00
Total Return³	5.38%	4.04%	0.31%	0.03%	1.14%
Ratios to Average Net Assets:					
Net expenses ⁴	0.15%	0.15%	0.10%	0.11%	0.15%
Net investment income	5.25%	4.30%	0.54%	0.03%	0.81%
Expense waiver/reimbursement ⁵	0.09%	0.13%	0.18%	0.17%	0.14%
Supplemental Data:					
Net assets, end of period (000 omitted)	\$8,343,757	\$8,642,312	\$1,942,655	\$571,121	\$1,089

1 Per share number has been calculated using the average shares method.

2 Represents less than \$0.001.

3 Based on net asset value.

4 Amount does not reflect net expenses incurred by investment companies in which the Fund may invest.

5 This expense decrease is reflected in both the net expense and the net investment income ratios shown above. Amount does not reflect expense waiver/reimbursement recorded by investment companies in which the Fund may invest.

Further information about the Fund's performance is contained in the Fund's Annual Report, dated July 31, 2024, which can be obtained free of charge.

Financial Highlights – SDG Shares

(For a Share Outstanding Throughout Each Period)

	Year Ended July 31,		Period Ended
	2024	2023	7/31/2022 ¹
Net Asset Value, Beginning of Period	\$1.00	\$1.00	\$1.00
Income From Investment Operations:			
Net investment income ²	0.053	0.041	0.003
Net realized gain (loss)	0.000 ³	(0.001)	(0.000) ³
TOTAL FROM INVESTMENT OPERATIONS	0.053	0.040	0.003
Less Distributions:			
Distributions from net investment income	(0.053)	(0.040)	(0.003)
Net Asset Value, End of Period	\$1.00	\$1.00	\$1.00
Total Return⁴	5.38%	4.04%	0.29%

Ratios to Average Net Assets:

Net expenses ⁵	0.15%	0.15%	0.14% ⁶
Net investment income	5.25%	4.07%	0.92% ⁶
Expense waiver/reimbursement ⁷	0.09%	0.13%	0.15% ⁶

Supplemental Data:

Net assets, end of period (000 omitted)	\$2,845,220	\$1,781,724	\$496,384
---	-------------	-------------	-----------

1 Reflects operations for the period from March 30, 2022 (commencement of operations) to July 31, 2022.

2 Per share number has been calculated using the average shares method.

3 Represents less than \$0.001.

4 Based on net asset value. Total returns for periods of less than one year are not annualized.

5 Amount does not reflect net expenses incurred by investment companies in which the Fund may invest.

6 Computed on an annualized basis.

7 This expense decrease is reflected in both the net expense and the net investment income ratios shown above. Amount does not reflect expense waiver/reimbursement recorded by investment companies in which the Fund may invest.

Further information about the Fund's performance is contained in the Fund's Annual Report, dated July 31, 2024, which can be obtained free of charge.

Appendix A: Hypothetical Investment and Expense Information

The following charts provide additional hypothetical information about the effect of the Fund's expenses, including investment advisory fees and other Fund costs, on the Fund's assumed returns over a 10-year period. The charts show the estimated expenses that would be incurred in respect of a hypothetical investment of \$10,000, assuming a 5% return each year, and no redemption of Shares. Each chart also assumes that the Fund's annual expense ratio stays the same throughout the 10-year period and that all dividends and distributions are reinvested. The annual expense ratio used in each chart is the same as stated in the "Fees and Expenses" table of this Prospectus (and thus does not reflect any fee waiver or expense reimbursement currently in effect). The maximum amount of any sales charge that might be imposed on the *purchase* of Shares (and deducted from the hypothetical initial investment of \$10,000; the "Front-End Sales Charge") is reflected in the "Hypothetical Expenses" column. The hypothetical investment information does not reflect the effect of charges (if any) normally applicable to *redemptions* of Shares (e.g., deferred sales charges, redemption fees). Mutual fund returns, as well as fees and expenses, may fluctuate over time, and your actual investment returns and total expenses may be higher or lower than those shown below.

FEDERATED HERMES GOVERNMENT OBLIGATIONS FUND - SEL CLASS

ANNUAL EXPENSE RATIO: 0.26%

MAXIMUM FRONT-END SALES CHARGE: NONE

Year	Hypothetical Beginning Investment	Hypothetical Performance Earnings	Investment After Returns	Hypothetical Expenses	Hypothetical Ending Investment
1	\$10,000.00	\$500.00	\$10,500.00	\$26.62	\$10,474.00
2	\$10,474.00	\$523.70	\$10,997.70	\$27.88	\$10,970.47
3	\$10,970.47	\$548.52	\$11,518.99	\$29.20	\$11,490.47
4	\$11,490.47	\$574.52	\$12,064.99	\$30.58	\$12,035.12
5	\$12,035.12	\$601.76	\$12,636.88	\$32.03	\$12,605.58
6	\$12,605.58	\$630.28	\$13,235.86	\$33.55	\$13,203.08
7	\$13,203.08	\$660.15	\$13,863.23	\$35.14	\$13,828.91
8	\$13,828.91	\$691.45	\$14,520.36	\$36.81	\$14,484.40
9	\$14,484.40	\$724.22	\$15,208.62	\$38.55	\$15,170.96
10	\$15,170.96	\$758.55	\$15,929.51	\$40.38	\$15,890.06
Cumulative		\$6,213.15		\$330.74	

FEDERATED HERMES GOVERNMENT OBLIGATIONS FUND - IS CLASS

ANNUAL EXPENSE RATIO: 0.29%

MAXIMUM FRONT-END SALES CHARGE: NONE

Year	Hypothetical Beginning Investment	Hypothetical Performance Earnings	Investment After Returns	Hypothetical Expenses	Hypothetical Ending Investment
1	\$10,000.00	\$500.00	\$10,500.00	\$29.68	\$10,471.00
2	\$10,471.00	\$523.55	\$10,994.55	\$31.08	\$10,964.18
3	\$10,964.18	\$548.21	\$11,512.39	\$32.54	\$11,480.59
4	\$11,480.59	\$574.03	\$12,054.62	\$34.08	\$12,021.33
5	\$12,021.33	\$601.07	\$12,622.40	\$35.68	\$12,587.53
6	\$12,587.53	\$629.38	\$13,216.91	\$37.36	\$13,180.40
7	\$13,180.40	\$659.02	\$13,839.42	\$39.12	\$13,801.20
8	\$13,801.20	\$690.06	\$14,491.26	\$40.97	\$14,451.24
9	\$14,451.24	\$722.56	\$15,173.80	\$42.90	\$15,131.89
10	\$15,131.89	\$756.59	\$15,888.48	\$44.92	\$15,844.60
Cumulative		\$6,204.47		\$368.33	

FEDERATED HERMES GOVERNMENT OBLIGATIONS FUND - SS CLASS**ANNUAL EXPENSE RATIO: 0.51%****MAXIMUM FRONT-END SALES CHARGE: NONE**

Year	Hypothetical Beginning Investment	Hypothetical Performance Earnings	Investment After Returns	Hypothetical Expenses	Hypothetical Ending Investment
1	\$10,000.00	\$500.00	\$10,500.00	\$52.14	\$10,449.00
2	\$10,449.00	\$522.45	\$10,971.45	\$54.49	\$10,918.16
3	\$10,918.16	\$545.91	\$11,464.07	\$56.93	\$11,408.39
4	\$11,408.39	\$570.42	\$11,978.81	\$59.49	\$11,920.63
5	\$11,920.63	\$596.03	\$12,516.66	\$62.16	\$12,455.87
6	\$12,455.87	\$622.79	\$13,078.66	\$64.95	\$13,015.14
7	\$13,015.14	\$650.76	\$13,665.90	\$67.87	\$13,599.52
8	\$13,599.52	\$679.98	\$14,279.50	\$70.91	\$14,210.14
9	\$14,210.14	\$710.51	\$14,920.65	\$74.10	\$14,848.18
10	\$14,848.18	\$742.41	\$15,590.59	\$77.43	\$15,514.86
Cumulative		\$6,141.26		\$640.47	

FEDERATED HERMES GOVERNMENT OBLIGATIONS FUND - ADM CLASS**ANNUAL EXPENSE RATIO: 0.54%****MAXIMUM FRONT-END SALES CHARGE: NONE**

Year	Hypothetical Beginning Investment	Hypothetical Performance Earnings	Investment After Returns	Hypothetical Expenses	Hypothetical Ending Investment
1	\$10,000.00	\$500.00	\$10,500.00	\$55.20	\$10,446.00
2	\$10,446.00	\$522.30	\$10,968.30	\$57.67	\$10,911.89
3	\$10,911.89	\$545.59	\$11,457.48	\$60.24	\$11,398.56
4	\$11,398.56	\$569.93	\$11,968.49	\$62.92	\$11,906.94
5	\$11,906.94	\$595.35	\$12,502.29	\$65.73	\$12,437.99
6	\$12,437.99	\$621.90	\$13,059.89	\$68.66	\$12,992.72
7	\$12,992.72	\$649.64	\$13,642.36	\$71.73	\$13,572.20
8	\$13,572.20	\$678.61	\$14,250.81	\$74.92	\$14,177.52
9	\$14,177.52	\$708.88	\$14,886.40	\$78.27	\$14,809.84
10	\$14,809.84	\$740.49	\$15,550.33	\$81.76	\$15,470.36
Cumulative		\$6,132.69		\$677.10	

FEDERATED HERMES GOVERNMENT OBLIGATIONS FUND - CII CLASS**ANNUAL EXPENSE RATIO: 0.93%****MAXIMUM FRONT-END SALES CHARGE: NONE**

Year	Hypothetical Beginning Investment	Hypothetical Performance Earnings	Investment After Returns	Hypothetical Expenses	Hypothetical Ending Investment
1	\$10,000.00	\$500.00	\$10,500.00	\$94.89	\$10,407.00
2	\$10,407.00	\$520.35	\$10,927.35	\$98.75	\$10,830.56
3	\$10,830.56	\$541.53	\$11,372.09	\$102.77	\$11,271.36
4	\$11,271.36	\$563.57	\$11,834.93	\$106.96	\$11,730.10
5	\$11,730.10	\$586.51	\$12,316.61	\$111.31	\$12,207.52
6	\$12,207.52	\$610.38	\$12,817.90	\$115.84	\$12,704.37
7	\$12,704.37	\$635.22	\$13,339.59	\$120.56	\$13,221.44
8	\$13,221.44	\$661.07	\$13,882.51	\$125.46	\$13,759.55
9	\$13,759.55	\$687.98	\$14,447.53	\$130.57	\$14,319.56
10	\$14,319.56	\$715.98	\$15,035.54	\$135.88	\$14,902.37
Cumulative		\$6,022.59		\$1,142.99	

FEDERATED HERMES GOVERNMENT OBLIGATIONS FUND - CS CLASS**ANNUAL EXPENSE RATIO: 1.12%****MAXIMUM FRONT-END SALES CHARGE: NONE**

Year	Hypothetical Beginning Investment	Hypothetical Performance Earnings	Investment After Returns	Hypothetical Expenses	Hypothetical Ending Investment
1	\$10,000.00	\$500.00	\$10,500.00	\$114.17	\$10,388.00
2	\$10,388.00	\$519.40	\$10,907.40	\$118.60	\$10,791.05
3	\$10,791.05	\$539.55	\$11,330.60	\$123.20	\$11,209.74
4	\$11,209.74	\$560.49	\$11,770.23	\$127.98	\$11,644.68
5	\$11,644.68	\$582.23	\$12,226.91	\$132.95	\$12,096.49
6	\$12,096.49	\$604.82	\$12,701.31	\$138.11	\$12,565.83
7	\$12,565.83	\$628.29	\$13,194.12	\$143.47	\$13,053.38
8	\$13,053.38	\$652.67	\$13,706.05	\$149.03	\$13,559.85
9	\$13,559.85	\$677.99	\$14,237.84	\$154.82	\$14,085.97
10	\$14,085.97	\$704.30	\$14,790.27	\$160.82	\$14,632.51
Cumulative		\$5,969.74		\$1,363.15	

FEDERATED HERMES GOVERNMENT OBLIGATIONS FUND - CAP CLASS**ANNUAL EXPENSE RATIO: 0.49%****MAXIMUM FRONT-END SALES CHARGE: NONE**

Year	Hypothetical Beginning Investment	Hypothetical Performance Earnings	Investment After Returns	Hypothetical Expenses	Hypothetical Ending Investment
1	\$10,000.00	\$500.00	\$10,500.00	\$50.10	\$10,451.00
2	\$10,451.00	\$522.55	\$10,973.55	\$52.36	\$10,922.34
3	\$10,922.34	\$546.12	\$11,468.46	\$54.73	\$11,414.94
4	\$11,414.94	\$570.75	\$11,985.69	\$57.19	\$11,929.75
5	\$11,929.75	\$596.49	\$12,526.24	\$59.77	\$12,467.78
6	\$12,467.78	\$623.39	\$13,091.17	\$62.47	\$13,030.08
7	\$13,030.08	\$651.50	\$13,681.58	\$65.29	\$13,617.74
8	\$13,617.74	\$680.89	\$14,298.63	\$68.23	\$14,231.90
9	\$14,231.90	\$711.60	\$14,943.50	\$71.31	\$14,873.76
10	\$14,873.76	\$743.69	\$15,617.45	\$74.52	\$15,544.57
Cumulative		\$6,146.98		\$615.97	

FEDERATED HERMES GOVERNMENT OBLIGATIONS FUND - TR CLASS**ANNUAL EXPENSE RATIO: 0.78%****MAXIMUM FRONT-END SALES CHARGE: NONE**

Year	Hypothetical Beginning Investment	Hypothetical Performance Earnings	Investment After Returns	Hypothetical Expenses	Hypothetical Ending Investment
1	\$10,000.00	\$500.00	\$10,500.00	\$79.65	\$10,422.00
2	\$10,422.00	\$521.10	\$10,943.10	\$83.01	\$10,861.81
3	\$10,861.81	\$543.09	\$11,404.90	\$86.51	\$11,320.18
4	\$11,320.18	\$566.01	\$11,886.19	\$90.16	\$11,797.89
5	\$11,797.89	\$589.89	\$12,387.78	\$93.97	\$12,295.76
6	\$12,295.76	\$614.79	\$12,910.55	\$97.93	\$12,814.64
7	\$12,814.64	\$640.73	\$13,455.37	\$102.06	\$13,355.42
8	\$13,355.42	\$667.77	\$14,023.19	\$106.37	\$13,919.02
9	\$13,919.02	\$695.95	\$14,614.97	\$110.86	\$14,506.40
10	\$14,506.40	\$725.32	\$15,231.72	\$115.54	\$15,118.57
Cumulative		\$6,064.65		\$966.06	

FEDERATED HERMES GOVERNMENT OBLIGATIONS FUND - PRM CLASS**ANNUAL EXPENSE RATIO: 0.24%****MAXIMUM FRONT-END SALES CHARGE: NONE**

Year	Hypothetical Beginning Investment	Hypothetical Performance Earnings	Investment After Returns	Hypothetical Expenses	Hypothetical Ending Investment
1	\$10,000.00	\$500.00	\$10,500.00	\$24.57	\$10,476.00
2	\$10,476.00	\$523.80	\$10,999.80	\$25.74	\$10,974.66
3	\$10,974.66	\$548.73	\$11,523.39	\$26.97	\$11,497.05
4	\$11,497.05	\$574.85	\$12,071.90	\$28.25	\$12,044.31
5	\$12,044.31	\$602.22	\$12,646.53	\$29.59	\$12,617.62
6	\$12,617.62	\$630.88	\$13,248.50	\$31.00	\$13,218.22
7	\$13,218.22	\$660.91	\$13,879.13	\$32.48	\$13,847.41
8	\$13,847.41	\$692.37	\$14,539.78	\$34.02	\$14,506.55
9	\$14,506.55	\$725.33	\$15,231.88	\$35.64	\$15,197.06
10	\$15,197.06	\$759.85	\$15,956.91	\$37.34	\$15,920.44
Cumulative		\$6,218.94		\$305.60	

FEDERATED HERMES GOVERNMENT OBLIGATIONS FUND - AVR CLASS**ANNUAL EXPENSE RATIO: 0.24%****MAXIMUM FRONT-END SALES CHARGE: NONE**

Year	Hypothetical Beginning Investment	Hypothetical Performance Earnings	Investment After Returns	Hypothetical Expenses	Hypothetical Ending Investment
1	\$10,000.00	\$500.00	\$10,500.00	\$24.57	\$10,476.00
2	\$10,476.00	\$523.80	\$10,999.80	\$25.74	\$10,974.66
3	\$10,974.66	\$548.73	\$11,523.39	\$26.97	\$11,497.05
4	\$11,497.05	\$574.85	\$12,071.90	\$28.25	\$12,044.31
5	\$12,044.31	\$602.22	\$12,646.53	\$29.59	\$12,617.62
6	\$12,617.62	\$630.88	\$13,248.50	\$31.00	\$13,218.22
7	\$13,218.22	\$660.91	\$13,879.13	\$32.48	\$13,847.41
8	\$13,847.41	\$692.37	\$14,539.78	\$34.02	\$14,506.55
9	\$14,506.55	\$725.33	\$15,231.88	\$35.64	\$15,197.06
10	\$15,197.06	\$759.85	\$15,956.91	\$37.34	\$15,920.44
Cumulative		\$6,218.94		\$305.60	

FEDERATED HERMES GOVERNMENT OBLIGATIONS FUND - SDG CLASS**ANNUAL EXPENSE RATIO: 0.24%****MAXIMUM FRONT-END SALES CHARGE: NONE**

Year	Hypothetical Beginning Investment	Hypothetical Performance Earnings	Investment After Returns	Hypothetical Expenses	Hypothetical Ending Investment
1	\$10,000.00	\$500.00	\$10,500.00	\$24.57	\$10,476.00
2	\$10,476.00	\$523.80	\$10,999.80	\$25.74	\$10,974.66
3	\$10,974.66	\$548.73	\$11,523.39	\$26.97	\$11,497.05
4	\$11,497.05	\$574.85	\$12,071.90	\$28.25	\$12,044.31
5	\$12,044.31	\$602.22	\$12,646.53	\$29.59	\$12,617.62
6	\$12,617.62	\$630.88	\$13,248.50	\$31.00	\$13,218.22
7	\$13,218.22	\$660.91	\$13,879.13	\$32.48	\$13,847.41
8	\$13,847.41	\$692.37	\$14,539.78	\$34.02	\$14,506.55
9	\$14,506.55	\$725.33	\$15,231.88	\$35.64	\$15,197.06
10	\$15,197.06	\$759.85	\$15,956.91	\$37.34	\$15,920.44
Cumulative		\$6,218.94		\$305.60	

An SAI dated September 30, 2024, is incorporated by reference into this Prospectus. Additional information about the Fund and its investments is contained in the Fund's SAI, Annual and Semi-Annual Reports to shareholders and in Form N-CSR as they become available. In Form N-CSR, you will find, among other information, the Fund's annual and semi-annual financial statements. The SAI contains a description of the Fund's policies and procedures with respect to the disclosure of its portfolio securities. To obtain the SAI, Annual Report, Semi-Annual Report and other information, such as financial statements, without charge, to make inquiries or request e-delivery, call your financial intermediary or the Fund at 1-800-341-7400. You may also access the Fund's Prospectus, SAI, Annual Report, Semi-Annual Report, financial statements and other information on the Fund's website at FederatedHermes.com/us/FundInformation.

These documents, as well as additional information about the Fund (including portfolio holdings, performance and distributions), are also available on FederatedHermes.com/us.

You can obtain information about the Fund (including the SAI) by accessing Fund information from the EDGAR Database on the SEC's website at sec.gov. You can purchase copies of this information by contacting the SEC by email at publicinfo@sec.gov.



Federated Hermes Government Obligations Fund
Federated Hermes Funds
4000 Ericsson Drive
Warrendale, PA 15086-7561

Contact us at FederatedHermes.com/us
or call 1-800-341-7400.

Federated Securities Corp., Distributor

Investment Company Act File No. 811-5950

CUSIP 608919478
CUSIP 60934N104
CUSIP 60934N807
CUSIP 608919395
CUSIP 608919676
CUSIP 608919684
CUSIP 608919809
CUSIP 60934N153
CUSIP 608919718
CUSIP 608919437
CUSIP 31423R104

Q452977 (9/24)

© 2024 Federated Hermes, Inc.

Federated Hermes Government Obligations Fund

Institutional Shares



Nasdaq symbol: GOIXX | Cusip number: 60934N104 | Newspaper listing: GovObIS

12/31/24

Product highlights

- Complies with Rule 2a-7 definition of a government money market fund.
- Not subject to liquidity fees.
- Pursues current income consistent with stability of principal and liquidity.
- Invests primarily in short-term US Treasury and government securities, and repurchase agreements collateralized by US Treasury and government agency securities for a higher yield potential than a Treasury-exclusive portfolio.
- Holds AAAm, Aaa-mf and AAAMmf ratings from S&P Global Ratings, Moody's and Fitch, respectively.
- Gives investors more time to complete daily cash processing and initiate late-day deposit transactions through 5pm ET cut-off time for purchases and redemptions.

Key investment team

Susan Hill, CFA
Deborah A. Cunningham, CFA

Credit ratings

AAAm S&P Global Ratings

Aaa-mf Moody's

AAAMmf Fitch

Portfolio assets

\$177.6 billion

Share class statistics

Inception date

3/30/90

Federated Hermes fund number

5

Cut-off times

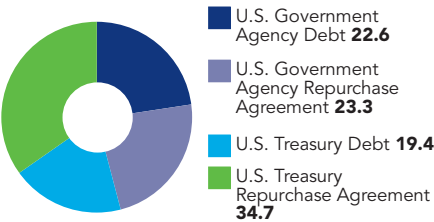
5:00 pm ET — purchases

5:00 pm ET — redemptions

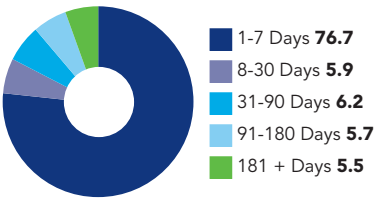
Dividends

Declared daily/paid monthly

Portfolio composition (%)



Effective maturity schedule (%)



2a-7 liquidity

Daily 66.13%

Weekly 78.31%

Weighted average maturity

31 Days

Weighted average life

88 Days

Fund performance

Net yield (%)		Total return (%)											
7-day		1-year											
4.35		5.14											
Annualized yields (%)	Jan	Feb	Mar	Apr	May	June	July	Aug	Sept	Oct	Nov	Dec	
7-day	5.21	5.18	5.19	5.18	5.19	5.18	5.19	5.16	4.79	4.72	4.50	4.35	

Performance quoted represents past performance, which is no guarantee of future results. Investment return will vary. An investor's shares, when redeemed, may be worth more or less than the original cost. Current performance may be lower or higher than what is stated. To view performance current to the most recent month-end, contact us or visit FederatedHermes.com/us.

Although not contractually obligated to do so, the advisor and/or certain fund service providers waived all or a portion of their fees or reimbursed the fund for certain operating expenses. These voluntary waivers and reimbursements may be modified or terminated at any time; accordingly, the fund's expenses may vary (i.e., increase or decrease) during the fund's fiscal year. These waivers increase income to the fund and result in a higher return to investors.

Otherwise, the 7-day yield would have been 4.27% and total return would have been lower.

Total return represents the change in value of an investment after reinvesting all income and capital gains. Yield quotations more closely reflect the current earnings of the fund than the total return quotation.

Prior to April 2, 2024, Rule 2a-7 required that money market funds maintain at least 10% daily liquidity assets and at least 30% weekly liquidity assets. Effective April 2, 2024, the daily and weekly liquid assets thresholds increased to 25% and 50%, respectively. Both requirements are "point of purchase" requirements. Thus, it is possible that money market funds may, at any given time, have liquidity percentages reflecting less than the daily and weekly liquidity asset thresholds. In such circumstances, the portfolio manager will be required to purchase securities to meet the requisite liquidity thresholds prior to purchasing longer-dated securities. Additionally, the SEC requirements for what may be defined as "daily" and "weekly" differs from the standard maturities used in calculating the "Effective Maturity Schedule." Therefore, the percentages in the 2a-7 Liquidity table will generally not equal the amounts shown in the "Effective Maturity Schedule."

Federated Hermes Government Obligations Fund

Institutional Shares

Portfolio manager commentary

The fourth quarter opened in the wake of the Federal Reserve easing rates for the first time in its current cycle that began with aggressive hikes in 2022. That cut, at its September Federal Open Market Committee (FOMC) meeting, was also aggressive, reducing the target fed funds range by 50 basis points to 4.75-5%. But policymakers paired that with a decrease in their forecast for the level of rates in 2024, with the Summary of Economic Projections (SEP) calling for only a quarter-point cut in each of the last two FOMC meetings. In October, their conviction appeared to fade further in the face of a persistently strong economy that might require tighter policy for a longer period than previously anticipated.

Key to the hawkish shift was concern about the ramifications of some of the plans President-elect Donald Trump promised to enact. The thinking is that the potential combination of increased federal tax cuts, expanded government expenditures, new tariffs and significant deportations could increase price and cost pressures. While the quarter-percentage-point cut in the FOMC meeting ending November 7 was likely predetermined—

rather than a response to Trump's win—the similar-sized reduction at the December meeting was yet again paired with expectations for fewer future rate cuts than once assumed.

The updated SEP was a considerable downshift from September's forecast of a full point of easing in 2025 to just a half point reduction of the target range that now stood at 4.25-4.5%. Even Chair Jerome Powell muted his enthusiasm that inflation had been beaten, and one FOMC member voted in favor of no cut—the second dissent in three meetings. The shallower downward rate path might mean Fed officials now envision a higher fed funds terminal rate—the longer-run level at which monetary policy is neither accommodative nor restrictive, though its goal for inflation remains 2%. But when it reaches that level is more uncertain than ever. So is the likelihood that Powell can guide the economy to a soft landing.

At the end of the quarter, yields on 1-, 3-, 6- and 12-month US Treasuries were 4.28%, 4.32%, 4.28% and 4.15%, respectively.

You could lose money by investing in the fund. Although the fund seeks to preserve the value of your investment at \$1.00 per share, it cannot guarantee it will do so. An investment in the fund is not a bank account and is not insured or guaranteed by the Federal Deposit Insurance Corporation or any other government agency. The fund's sponsor is not required to reimburse the fund for losses, and you should not expect that the sponsor will provide financial support to the fund at any time, including during periods of market stress.

Government money market funds are not required to adopt a liquidity fee framework.

Performance shown is for Institutional Shares. The fund offers additional share classes whose performance will vary due to differences in charges and expenses. Please consult your financial institution regarding your eligibility to purchase these classes.

A word about risk

Fund shares are not guaranteed by the US government.

Current and future portfolio holdings are subject to risk.

Definitions

Net yields are based on the average daily income dividend and average net asset value for the 7 days ended on the date of calculation. The 7-day net annualized yield is based on the average net income per share for the 7 days ended on the date of calculation and the offering price on that date.

The fund is a managed portfolio and its holdings are subject to change. Holdings percentages are based on net assets at the close of business on the date above, and may not necessarily reflect adjustments that are routinely made when presenting net assets for formal financial statement purposes.

Weighted average maturity is the mean average of the periods of time remaining until the securities held in the fund's portfolio (a) are scheduled to be repaid, (b) would be repaid upon a demand by the fund or (c) are scheduled to have their interest rate readjusted to reflect current market rates. For government variable rate securities, if the interest rate is readjusted no less frequently than every 397 calendar days, the security shall be deemed to have a maturity equal to the period remaining until the next readjustment of the interest rate. For non-government variable rate securities, if the security has a scheduled maturity of 397 days or less the security is treated as maturing on the earlier of the date the security is scheduled to be repaid through demand or the period remaining until the next readjustment of the interest rate. If the variable rate security has a scheduled maturity that is more than 397 days it is the later of those two dates. The mean is weighted based on the percentage of the market value of the portfolio invested in each period.

Weighted average life is calculated in the same manner as the Weighted average maturity (WAM), but is based solely on the periods of time remaining until the securities held in the fund's portfolio (a) are scheduled to be repaid or (b) would be repaid upon a demand by the fund without reference to when interest rates of securities within.

Repurchase agreements consist of a financial institution selling securities to a fund and agreeing to repurchase them at a mutually agreed upon price and time.

Ratings and rating agencies

Ratings are based on an evaluation of several factors, including credit quality, diversification and maturity of assets in the portfolio, as well as management strength and operational capabilities. A money market fund rated AAAM by S&P Global Ratings is granted after evaluating a number of factors, including credit quality, market price, exposure and management. Money market funds rated Aaa-mf by Moody's are judged to be of an investment quality similar to Aaa-rated fixed income obligations, that is, they are judged to be of the best quality. Fitch's money market fund ratings are an assessment of a money market fund's capacity to preserve principal and provide liquidity through limiting credit, market and liquidity risk. For more information on credit ratings, visit spglobal.com, moody.com and fitchratings.com.

Ratings are subject to change and do not remove market risk.

Credit ratings do not provide assurance against default or other loss of money and can change.

City of Oxford Financial Policies

Adopted by City Council - March, 2014
AMENDED – April, 2016

surplus property and not a disposal. Fixed assets may be disposed of in any one of six ways:

- A. Sale or trade-in;
- B. Abandonment/retirement;
- C. Lost or stolen;
- D. Transfer;
- E. Cannibalization (taking parts and employing them for like uses within the department, such as is: often the practice in computer or vehicle maintenance);
- F. Casualty loss.

Only when the asset is no longer in possession of the department, due to one of the six reasons listed above, is disposal action appropriate. Assets are "abandoned" or "retired" when there is no longer any use for them in the department; they are of no use to any other City department; or they cannot be repaired, transferred, cannibalized, sold, or traded-in. Stolen items must be reported to the Oxford Police Department and a police report filed. A copy of this report must accompany the disposal record. Casualty losses must be documented within 24 hours of loss and reported to the City Clerk immediately for follow-up with the City's insurance carrier. Cannibalized items are considered surplus and are disposed of by noting cannibalization on the disposal record. Departments will send documentation of items cannibalized to the City Clerk's Office, and all remaining costs and accumulated depreciation will be removed from appropriate asset accounts in the general fixed asset fund. All assets no longer in the possession of the department, due to one of these six qualifying conditions and after submission of all appropriate documentation to the City Clerk's Office, will be removed from the master departmental asset file and considered disposed. Department management is responsible for reviewing disposal reports, evaluating causes and trends leading to disposals, and implementing procedures to more effectively manage and control disposals when the dispositions represent problems, inefficiencies, or the incurrence of unnecessary cost.

- 8. Physical Inventory. An annual physical inventory of all fixed assets will be performed each January by the department heads. A full report of the results of the inventory will be sent to the City Clerk.

32. INVESTMENT POLICY - - Scope.

This investment policy applies to all funds under the City's control; excluding the City's pension funds, which are invested at the direction of the City Employees' Retirement System.

33. Objectives.

The following investment objectives shall be met with this policy:

1. **Safety.** Preservation of principal shall always be the foremost objective in any investment transaction involving City funds. Those investing funds on the City's behalf must first ensure that capital losses are avoided by limiting credit and interest risk.
2. **Liquidity.** The second objective shall be the maintenance of sufficient liquidity within the investment portfolio. The City's investment portfolio shall be structured such that securities mature at the time when cash is needed to meet anticipated demands. Additionally, since all possible cash demands cannot be anticipated, the portfolio should maintain some securities with active secondary or resale markets.
3. **Return on Investment.** The third objective shall be the realization of competitive investment rates, relative to the risk being assumed. However, yield on the City's investment portfolio is of secondary importance compared to the safety and liquidity objectives described above.

34. Delegation of Authority.

The overall management of the investment program is the responsibility of the Mayor and Council. Responsibility for the daily investment activities will be assigned to the City Clerk. Responsibilities to fulfill this authority include: opening accounts with banks, brokers, and dealers; arranging for the safekeeping of securities; and executing necessary documents. A system of internal controls over investments will be established and approved by the City's independent auditors. The controls are designed to prevent losses of public funds arising from fraud, error, misrepresentation by third parties, unanticipated changes in financial markets, or imprudent action by staff and City officials. No person may engage in an investment transaction except as provided for under the terms of the policy.

35. Authorized Investments.

All investment activity is required to be in compliance with Chapter 83 of Title 36 of the Official Code of Georgia, which establishes guidelines for local government investment procedures. The City may invest funds subject to its control and jurisdiction in the following:

1. Certificates of Deposit (CD's) issued by banks insured by the Federal Deposit Insurance Corporation (FDIC). Deposits in excess of FDIC coverage must be collateralized by securities with a market value equal to at least one hundred ten percent (110%) of the deposit. Only those securities described in Georgia Code 50-17-59 can be pledged as collateral;
2. Certificates of Deposit of (CD's) issued by savings and loans associations issued by the Federal Savings and Loan Insurance Corporation (FSLIC). Deposits in excess of the FSLIC coverage must be collateralized by securities equal to at least one hundred ten percent (110%) of the deposit. Only those securities described in Georgia Code 50-17-59 can be pledged as collateral;
3. Obligations issued by the United States Government;

4. Obligations fully insured or guaranteed by the United States Government or a United States Government Agency;
5. Obligation of any corporation of the United States Government;
6. Obligation of the State of Georgia or of other states;
7. Obligation of other political subdivisions of the State of Georgia;
8. The local government investment pool of the State of Georgia managed by the State Department of Administrative Services, Fiscal Division;
9. Repurchase Agreements (REPO's) issued by commercial banks insured by the FDIC and collateralized by securities described in Georgia Code 50-17-59 with a market value equal to at least one hundred three percent (103%) of the Repurchase Agreements' maturity value;
10. Repurchase Agreements (REPS's) issued by primary dealers supervised by the Federal Reserve Bank of New York and collateralized by securities described in Georgia Code 50-17-59 with a market value of at least one hundred three percent (103%) of the repurchase agreements' maturity value; and
11. Prime Banker's Acceptances.

36. Prudence.

The standard of prudence to be used by investment officials shall be the "prudent person" standard and shall be applied in the context of managing an overall portfolio. Under the "prudent person" standard, investments shall be made with judgment and care, under circumstances then prevailing, which persons of prudence, discretion, and intelligence exercise in the management of their own affairs, not for speculation but for investment, considering the probable safety of their capital as well as the probable revenue to be gained. The City Clerk and all designees acting in accordance with 1) written procedures, 2) this investment policy, and 3) exercising due diligence shall be relieved of personal responsibility for an individual security's credit risk or market price changes, provided deviations from expectations are reported in a timely fashion and appropriate action is taken to control adverse development.

37. Diversification.

The City agrees with the premise that diversification is an important component of portfolio security. Therefore, the City shall endeavor to maintain an adequate level of diversification among its investments. The City shall not be over invested in any one type of instrument or financial institution. This limitation shall not apply to the Local Government Investment pool or direct obligations of the United States Government.

38. Maturities.

To achieve the aforementioned objective of adequate liquidity within City's portfolio, the City shall attempt to match investment maturities with anticipated cash flow requirements. Unless matched to a specific cash flow, the maximum maturity of any instrument in the City's portfolio may not exceed two years from the date of acquisition by the City. The maturity of non-negotiable time deposits may not exceed one year.

39. Ethics and Conflicts of Interest.

Officers and employees involved in the investment process will refrain from personal business activity that would conflict with proper execution of the investment program, or which would impair their ability to make impartial investment decisions. Employees and investment official will disclose to the Mayor and Council any material financial interest in financial institutions that conduct business with the City, and they will further disclose any large personal financial/investment positions that would be related to the performance of the City's portfolio. Employees and investment officials will subordinate their personal investment transactions to those of the City-particularly with regard to the time of purchases and sales.

40. Relationships with Banks and Brokers.

The City will select depositories through the City's banking services procurement process-including formal requests for proposals issued as needed. In selecting depositories, objective business criteria will be used. To the extent possible, preference will be given to depositories located within the county. The creditworthiness of the institutions will be a fundamental consideration.

41. Report on Deposits and Investments.

The City Clerk, or his designees, will seek to achieve a market average rate of return on the City's portfolio. Given the special safety and liquidity needs of the City, the basis used to determine whether market yields are being achieved shall be the six month Treasury Bill.

42. GRANT POLICY - - Scope.

The purpose of this policy is to provide direction in the application, acceptance and administration of funds awarded through grants to the City from other local governments, the state or federal government, non-profit agencies, philanthropic organizations and the private sector.

43. Application and Acceptance of Grants.

1. The Mayor and Council must approve the application for and acceptance of any grants.
2. The City will assess the merits of a particular program as if it were funded with local tax dollars. No grant will be accepted that will incur management and reporting costs greater than the grant amount.

44. Grant Administration.

Each department must notify the City Clerk upon the approval of any grant. Prior to the receipt or expenditure of grant revenues, the City Clerk must be provided with the following information prior to receiving grant revenues or making purchases against the grant:

- A. Copy of grant application:

Marcia Brooks

From: Thomas Kephart <tkephart@unitedbank.net>
Sent: Tuesday, April 15, 2025 4:15 PM
To: Marcia Brooks; Angel Pitts; Daniel Searcy
Subject: RE: Questions about investments

Greetings Marcia, I wanted to circle back around with the rates for the interest-bearing bank side accounts. There are 10 accounts on the bank side. 4 do not earn interest, and 6 do.

The four non-interest-bearing accounts have relatively small balances, and we would anticipate keeping those in non-interest-bearing status.

There are 6 interest bearing accounts on the bank side. As a refresher, we propose a rate index on your interest-bearing bank accounts equal to 70% of the lower limit of the fed funds target range. As an example, the lower range fed funds rate today is 4.25%, so 70% of that index today would be 2.975%. It will be a variable rate that changes as the index changes. The interest rate typically changes when the fed moves interest rates. We can set up the index when the new accounts are opened if you so desire. If we can map those to the new index without re-opening, we will certainly save that step for you all if you decide to move forward with this. I checked the lower limit today to make sure that it hasn't changed since our earlier discussions, and it has stayed at 4.25%.

☆ Federal Funds Target Range - Lower Limit (DFEDTARL)

Observations ✓

2025-04-15: **4.25**

Updated: Apr 15, 2025 7:02 AM CDT

Next Release Date: Apr 16, 2025

Units:

Percent,

Not Seasonally Adjusted

I will be on vacation until Monday, but please feel free to reach out to Angel or Daniel if you have any further questions. We surely appreciate the business, and we want to always take great care of you all.

Many Thanks,

THOMAS KEPHART

Division President- Covington

NMLS #713294

7200 Hwy 278 Covington, GA 30014

office 770-504-7067

mobile 678-972-7546

tkephart@unitedbank.net



**A RESOLUTION
BY THE CITY COUNCIL OF OXFORD MODIFYING
ITS ANIMAL CONTROL ORDINANCE
AS CODIFIED IN CHAPTER 4 OF THE CODE OF ORDINANCES
OF THE CITY OF OXFORD**

WHEREAS, the Constitution of the state of Georgia, approved by the voters of the State in November of 1982, and effective July 1, 1983, provides in Article IX, Section II, Paragraph II thereof, that the governing authority of the city may adopt clearly reasonable ordinances, resolutions and regulations; and

WHEREAS O.C.G.A. § 36-35-3(a) provides, in part, that the City Council shall have legislative power to adopt clearly reasonable ordinances, resolutions, or regulations relating to its property, affairs, and local government for which no provision has been made by general law and which are not inconsistent with the Constitution or any charter provision applicable thereto; and

WHEREAS, Sections 4 and 5 of the City's Charter authorizes the City Council to adopt ordinances for the general health, safety and welfare of the citizens of Oxford; and

WHEREAS, Newton County, Georgia provides Animal Control services to the City of Oxford pursuant to an Intergovernmental Agreement; and

WHEREAS, in the interests of the health, safety, and general welfare of the citizens of Oxford, the City Council desires to exercise its authority to rescind the current Animal Ordinance, codified in Chapter 4 of the Code of Ordinances, and adopt the proposed amendment attached as Exhibit A; and

WHEREAS, appropriate notice and hearing on the amendments contained herein having been undertaken according to general and local law.

NOW THEREFORE, the City Council of Oxford, Georgia, hereby ordains as follows:

1. The text attached hereto as Exhibit A is the proposed amendment to Chapter 4 of the City of Oxford's Code of Ordinances and shall replace the current text in Chapter 4;
2. It is the express intent of the City Council of Oxford that this Ordinance be consistent with both federal and state law. If any provision of this Ordinance or the application thereof to any person or circumstances is held invalid, the invalidity shall not affect other provisions or applications of the Ordinance which can be given effect without the invalid provision or application, and to this end the provisions of this Ordinance are declared severable;
3. All other ordinances shall continue in full force and effect and shall remain unaffected, except where such ordinance, or part thereof, conflicts herewith, in which case such ordinance, or part thereof, is hereby repealed.

4. This Ordinance shall become effective immediately following date of adoption.

BE IT RESOLVED this ____ day of _____,2025.

CITY COUNCIL OF OXFORD

David S. Eady, Mayor

Erik B. Oliver, Mayor Pro Tem

George R. Holt, Council Member

Laura McCanless, Council Member

Mike Ready, Council Member

James H. Windham, Council Member

Jeff Wearing, Council Member

Attest:

Clerk to the City Council

EXHIBIT A

ARTICLE I. - GENERAL

Sec. 4-1. - Short title.

This chapter may be cited as the "City of Oxford Animal Control Regulations."

Sec. 4-2. - Purpose.

It is the purpose of this chapter to minimize health hazards of animals, and to provide a healthier atmosphere in which the citizens may enjoy their pursuits and rights in their individual properties.

Sec. 4-3. - Definitions.

The following words, terms, and phrases, when used in this chapter, shall have the meanings ascribed in this section, except where the context clearly indicates a different meaning:

Abandoned animal means any domestic animal or livestock unattended or not cared for in excess of 36 hours.

Adequate food means sufficient quantity of non-contaminated and nutritionally healthy sustenance, appropriate to the animal, or at the direction of a licensed veterinarian, sufficient to prevent starvation, malnutrition, or risk to the animal's health. Garbage, spoiled, rancid or contaminated food is not adequate food.

Adequate shelter means protective cover appropriate for the species and adequate space to maintain the animal in good health and prevent pain, suffering or a significant risk to the animal's health. Adequate shelter shall consist of a completely enclosed structure with three to four sides with a door opening, a constructed floor, and a roof. Adequate shelter shall be clean, dry and compatible with current weather and age, size, species and condition of the animal. The structure shall be of sufficient size to allow the animal to stand, turn around, lie down and go in and out of the structure comfortably. Adequate shelter must be compatible with the number of animals on the property.

(1) Adequate shelter includes, but is not limited to:

- a. Sufficient coverage and insulation to protect from extreme hot and cold temperatures;
- b. Sufficient protection from the elements to keep the animal dry;
- c. Sufficient shade and ventilation to prevent overheating and/or dehydrating; and
- d. Adequate bedding or resting area suitable for the animal.

(2) Materials not suitable for shelters include, but are not limited to:

- a. Inadequately insulated containers;
- b. Plastic kennels or airline-type animal shipping crates;
- c. Metal drums;

- d. Abandoned or parked vehicles;
- e. Uncovered porches or decks;
- f. Lean-tos;
- g. Any other structure that fails to provide sufficient protection from the elements.

Adequate veterinary care means care from or under the direction of a veterinarian and necessary to maintain health, or to prevent suffering from infections, parasites disease, or any other condition/injury where withholding or neglecting to provide such care would endanger the health or welfare of the animal or promote the spread of diseases.

Adequate water means potable water in adequate supply.

Adult means a person at least 18 years of age.

Animal means any vertebrate, domestic and wild, male and female, singular or plural.

Animal control means the Newton County animal control department, a department of the county government that provides services to the City of Oxford via an Intergovernmental Agreement.

Animal control board means a board consisting of six members who are residents of Newton County, are duly appointed by the Newton County board of commissioners, who carry out the duties and responsibilities of an animal control board as described in O.C.G.A. § 4-8-20, *et seq.*, and who serve in such capacity at the pleasure of the county board of commissioners.

Animal control officer means an individual authorized by animal control to aid in the administration and enforcement of this chapter. Each such individual shall be deemed a dog control officer pursuant to O.C.G.A. § 4-8-22.

Animal establishment means an animal facility and services location, including, but not limited to, pet dealer, kennel, grooming shop, auction, or performing animal exhibition; any facility operated, owned or maintained by a humane society, animal welfare society or other nonprofit for the welfare, protection and humane treatment of animals; or other facility engaged in handling animals, excluding licensed vets and veterinary clinics and hospitals.

Animal shelter means a facility operated by a government for impounding or caring for animals.

Animal under restraint means:

- (1) Any animal controlled within the property of its owner; or
- (2) Any animal secured by a leash with a collar, or enclosed by way of a fence or other enclosure; or
- (3) Any animal at heel or beside a competent person and obedient to the person's commands; or
- (4) Any animal inside a vehicle driven or parked on the streets.

At-large means any animal not under control as provided in this chapter.

Auction means any place where animals are regularly bought, sold or traded, except for facilities otherwise defined in this chapter. Individual sales of animals by owners are not auctions.

Classified dog means a dog classified as a dangerous or vicious dog per this chapter.

Certificate means a certificate issued at time of vaccination, by a licensed veterinarian, with the license number, name and address of the dog or cat's owner and date of vaccination.

Cruelty means act, omission or neglect whereby pain, suffering, maiming or death may be caused or permitted.

Dangerous dog means any dog that:

- (1) Causes a substantial puncture of a person's skin by teeth without causing serious injury; a nip, scratch, or abrasion shall not be sufficient to classify as dangerous under this subsection;
- (2) Aggressively attacks in a manner that causes a person to reasonably believe the dog posed an imminent threat of serious injury to such person or another person although no injury occurs; barking, growling, or showing of teeth shall not be sufficient to classify a dog dangerous; or
- (3) While off the owner's property, kills a pet; provided, however, this shall not apply where death is caused by a dog working or training as a hunting, herding, or predator control dog.

Dangerous Dog Control Law is O.C.G.A. 4-8-20 *et seq.*, incorporated herein and made a part by reference.

Dog means any domesticated species of the canine genus.

Domestic animals means:

- (1) Cats and dogs;
- (2) Domesticated species of fowl and livestock; and
- (3) Ferrets, rabbits, guinea pigs, or other animals commonly kept as pets and not classified by the State of Georgia as a wild or exotic animal.

EAID means an electronic animal identification device: microchip or similar device.

Feral means wild or untamed state due to birth or reversion to wild state from domestication.

Fowl means any warm-blooded, feathered, flying or non-flying animal.

Humane manner means care of an animal to include, but not be limited to, adequate heat, ventilation, sanitary shelter, wholesome fresh food, and access to potable water at all times, consistent with normal requirements and feeding habits of the animal's size, species and breed.

Impoundment means taking physical control of an animal by animal control officers or others empowered to act by law or ordinance and subsequent transportation of such animal to the animal control facility.

Kennel means any establishment, other than an animal shelter, where dogs or cats are maintained for boarding, holding, training, or similar purposes for a fee or compensation.

Livestock means hooved animals such as bovines, swine, equines, sheep, goats, mules, other grazing animals, ratites, and non-traditional livestock not limited to, farmed deer.

Neutered means rendered permanently incapable of sexual reproduction, sterilized.

Nuisance means animal which:

- (1) Damages property other than the property of the owner;
- (2) Soils, defiles or defecates on property other than the owner of the animal; however, if the owner immediately removes any feces, the animal shall not constitute a nuisance;
- (3) Disturbs trash or other refuse, causes unsanitary, dangerous or offensive conditions;
- (4) Causes a disturbance by excessive barking or other noise making, habitually or continually yowling, crying or screaming or as further described hereinafter;
- (5) Molests, attacks or interferes with persons on public or private property; or
- (6) Chases vehicles or attacks other animals.

Obstruction of officer means obstruction, interference, or hindrance of an animal control officer or law enforcement officer in the discharge of official duties.

Owner means any person who owns, harbors, keeps and maintains, has possession of, or causes or permits an animal to be harbored or kept, who has an animal in their care, who shelters or provides food seven consecutive days or longer, or permits an animal to remain on or around their premises. The term "owner" also includes any person hired or acting as custodian of the animal for its owner.

Performing animal exhibition means any spectacle, display, act or event in which performing animals are used, other than circuses.

Pet means any domestic animal legally kept by an owner for the primary purpose of pleasure as opposed to for commercial or agricultural purposes.

Pet dealer means any person/entity who sells, offers to sell, exchanges, or offers for adoption dogs, cats, birds, fish, reptiles, or other customary pets. However, a person who sells only animals that he/she/they has/have produced and raised, not to exceed 30 animals a year, shall not be considered a pet dealer unless such person is licensed for a business by a local government or has a state sales tax number.

Private kennel means entity or person, excluding commercial kennels, pet dealers and vet clinics or hospitals, who keeps, harbors, or knowingly permits to remain on or about their premises, more than six dogs and six cats over four months of age on a property consisting of three acres or less.

Proper enclosure means enclosure for keeping a dangerous or vicious dog on owner's property, securely confined indoors or outdoors in a securely enclosed and locked pen, fence, or structure suitable to prevent entry of young children and designed to prevent the animal from escaping. Any pen or structure shall have secure sides and a secure top, and if the animal is enclosed in a fence, all sides of the fence

shall be of sufficient height, and the bottom of the fence shall prevent the animal's escape from either over, under, or through the fence. Any such enclosure shall also provide protection from the elements, fresh food, and water.

Running at-large means on public property and not under the control of a responsible person, or on property other than its owner's without the consent of such other owner.

Sanitary means in clean, healthy condition; hygienic; consistent with normal requirements of the animal's living area, size, species, and breed.

Secure enclosure means locked pen or structure sufficient to prevent an animal from escaping and preventing other animals entering.

Serious injury means any physical injury that creates a substantial risk of death; results in death, broken or dislocated bones, lacerations requiring multiple sutures, or disfiguring avulsions; requires plastic surgery or admission to a hospital; or results in protracted impairment of health, including transmission of an infection or contagious disease, or impairment of function of any bodily organ.

Tethered means attached to a stationary object or pulley system by chain, rope, cable, or similar.

Under control means an animal, secured on the property of the owner or another with consent, which is:

- (1) Confined by fence, pen, cage, or secure enclosure to the premises of its owner; or a vehicle.
- (2) Secured by leash, chain or lead of sufficient strength to prevent escaping from premises of owner or vehicle.
- (3) Under immediate physical control of owner; if a dog immediately heeds owner's verbal commands, it need not be leashed if within sight of owner and responds to verbal commands.

Vaccination means inoculation by authorized person of specified dose of rabies vaccine which has the U.S. government license number approval stamp on the label of the vaccine container.

Veterinarian or *vet* means any person who holds a license to practice veterinary medicine in the state.

Veterinary clinic or *hospital* means a clinic or hospital operated by a veterinarian.

Vicious dog means a dog that inflicts serious injury on a person or causes serious injury to a person resulting from reasonable attempts to escape from the dog's attack.

Wild or exotic animals means any wild animal, wildlife, vertebrate or invertebrate recognized by the state as wild animal, wildlife, exotic or hybrid or regulated in O.C.G.A. § 27-5-5 irrespective of actual or asserted state of docility, domesticity, tameness or intended use. Also included in the term "wild or exotic animals" are any animal capable of causing severe injury by means of venoms, poisons, toxins, constriction or bite, and includes, without limitation, any primate, raccoon, skunk, wolf, squirrel, fox, leopard, panther, tiger, lion, lynx, bear, wild rabbit, wild rodent and reptiles, including, but not limited

to, crocodiles, alligators, snakes, caiman and gavials, and any other animal so designated by animal control. Specifically excluded from the term "wild or exotic animals" are psittaciformes, ferrets, miniature pigs, hamsters, guinea pigs, gerbils, chinchilla, dogs, cats, llamas, and non-venomous snakes (boa, python, etc.) less than eight feet.

Secs. 4-4—4-24. - Reserved.

ARTICLE II. - ENFORCEMENT AND PENALTIES

Sec. 4-25. - Enforcement responsibility.

This article shall be enforced by law enforcement and county animal control. Animal control is authorized to employ any equipment it deems necessary to enforce this chapter, including, without limit, wire box traps. Animal control may, subject to conditions it may determine, lend such traps or other equipment to private persons for the purpose of preventing nuisances resulting from animals running at-large.

Pursuant to O.C.G.A. § 15-10-150 *et seq.*, the City Council may enter into an intergovernmental agreement with Newton County for the County Magistrate Court to furnish municipal court services for the purpose of trying and punishing violations of this ordinance.

Sec. 4-26. - Interference, obstruction of an officer.

No person shall interfere with, hinder or prevent an animal control or law enforcement employee in the performance of duty or seek to release any animal in the custody of animal control or law enforcement. Obstruction of an officer includes, but is not limited to:

- (1) Relocating, interfering with, or altering a device, equipment, item, or property used for animal control.
- (2) Placing one's animal in or removing any animal confined in a cage used for animal control.
- (3) Giving a false name, address, or date of birth to any officer, employee, or agent of the city or county.
- (4) Giving information with intent to mislead an officer, employee, or agent of animal control or law enforcement.
- (5) Refusing to show proper identification where required by an officer of animal control or law enforcement.

Sec. 4-27. - Right of entry, animal control authority.

(a) Animal control and law enforcement officers have authority to go on public or private property to investigate and seize and impound animals therein/thereon.

(b) Animal control and law enforcement department offices may use force to remove an animal from a closed vehicle for enforcement purposes. The operator of the vehicle may be charged with cruelty. No legal action for property damage or trespass may be had for such use of force.

Sec. 4-28. - Penalties for violations.

Any person in violation of this chapter may be punished by a fine and/or imprisonment, as provided in section 4 of the City Charter. Each day a violation exists shall be a separate offense. Except where inconsistent with mandatory minimum sentences specified in this chapter, the court with jurisdiction over violations of this chapter may suspend the sentence on terms and conditions as it may prescribe for payment of a fine, for community service in lieu of fine or incarceration, for the payment of restitution, or other condition. Where allowed by law, the court may prohibit the offender from owning, possessing, or having on offender's premises, any animal during the term of the sentence, may order the violator to pay boarding fees and restitution for medical treatment and expenses incurred by the city or county during investigation, and impose other sanctions allowed by law.

Secs. 4-29—4-59. - Reserved.

ARTICLE III. - WILD AND EXOTIC ANIMALS

Sec. 4-60. - Prerequisites for keeping.

- (a) No one may own a wild or exotic animal without a certificate of registration from Animal control.
- (b) Animal control shall issue a certificate of registration only if the owner presents sufficient evidence of proper licensing by state or federal agencies with an inspection report demonstrating compliance with the housing requirements of O.C.G.A. § 27-5-6.
- (c) The owner shall notify animal control if the wild or exotic animal is moving out of the county.
- (d) The owner shall register a wild or exotic animal within ten days of moving into the county or the purchase or birth of a new wild or exotic animal.
- (e) The owner shall not allow it at-large and must immediately notify animal control of escape.
- (f) The owner of a wild or exotic animal that attacks a human must notify animal control immediately.
- (g) The owner must notify animal control within 24 hours of transfer of ownership and provide name, address and telephone number of the new owner.

Secs. 4-61—4-78. - Reserved.

ARTICLE IV. - DOMESTIC ANIMALS

Sec. 4-79. - Manner of keeping, total number domestic animals.

Domestic animals are allowed only to the extent permitted in this article and applicable county zoning regulations.

Sec. 4-80. - Number of cats and dogs; acreage restrictions.

(a) The maximum number of cats and dogs that may be kept shall be as follows: Over three acres: six dogs and six cats. One and one half to three acres: five dogs and five cats. 0.75 to 1.49 acres: four dogs and four cats. Less than 0.75 acres: three dogs and three cats. However, for any dwelling unit in a multifamily development (e.g., apartment, condominium, townhome, mobile home park, duplex, or similar) it shall be unlawful to possess or keep more than two dogs and two cats.

(b) References to dogs and cats only refer to dogs and cats older than 12 weeks. A new litter shall be exempt from the provisions herein for 12 weeks from the date of birth.

(c) If it is determined that a person is in violation of this section, such person shall be allowed 30 days from notice of violation to cure same.

(d) Animal establishments (as defined in this article) and licensed veterinarians and veterinary clinics shall not be subject to this section but shall be subject to zoning requirements applicable to the term "kennels," as defined in the zoning code.

Sec. 4-81. - Number of livestock, chickens and small mammals; acreage restrictions, setbacks.

(a) Livestock and chickens. Livestock and chickens shall be limited to the number and type permitted according to applicable zoning regulations.

(b) Small mammals. Small mammals housed outside such as rabbits, guinea pigs and other small mammals kept for personal, non-commercial, purposes may be permitted provided the following requirements are met: One small mammal per 1,000 square feet of high ground will be permitted; provided, however, the maximum number of mammals permitted is five per acre. The minimum setback of small mammal habitat from any occupied building except the dwelling unit of the owner is 50 feet.

(c) The provisions of this section notwithstanding, all properties shall remain subject to and compliant with all applicable zoning requirements.

Secs. 4-82—4-105. - Reserved.

ARTICLE V. - VACCINATION

Sec. 4-106. - Required generally.

No person shall have any dog or cat unless the dog or cat is vaccinated against rabies.

Sec. 4-107. - Rabies vaccination.

(a) All dogs and cats over four months of age shall be vaccinated against rabies. Dogs and cats will be revaccinated one year later. When dogs or cats one year of age or older are vaccinated with vaccines

accepted by the state, county or department for providing a three-year duration of immunity, boosters will be required every three years. Otherwise, boosters shall be required annually.

(b) A dog or cat less than four months of age shall not be required to be vaccinated, but the dog or cat shall be confined to its owner's premises.

(c) All dogs are required to wear a collar containing owner information at all times. Owner information contained in a microchip shall be acceptable to comply with the owner information requirement; but shall not be a replacement for a visible collar. Dogs age four months or older are required to wear a collar and a current rabies tag at all times.

(d) Animal control may adopt other rabies regulations it deems necessary for protection of the public.

Sec. 4-108. - Vaccination procedure generally.

Licensed vets may vaccinate dogs or cats against rabies. A metal tag, approved by the state, bearing the official serial number shall be provided by the vet to be attached to a suitable collar or harness of a dog. However, consistent with section 4-107, cats shall not be required to wear a collar and a current rabies tag. The vet shall furnish a certificate verifying the vaccination.

Sec. 4-109. - Health regulations incorporated.

All current rules and regulations of state department of public health are incorporated in this chapter by reference as though fully set forth herein.

Sec. 4-110. - Misuse of tag.

It shall be unlawful for any person to attach a vaccination tag to any dog or cat for which it is not issued, or to remove a tag or collar without the consent of its owner.

Secs. 4-111—4-133. - Reserved.

ARTICLE VI. - OWNER RESPONSIBILITIES; NUISANCE AND RESTRAINT

Sec. 4-134. - Animal created nuisance.

It shall be unlawful for an owner to knowingly keep, own, harbor, or have custody or control of, or act as custodian of an animal that constitutes a nuisance or create a nuisance as provided herein. In addition to the city's available enforcement penalties for violation of this chapter, if an animal constitutes a nuisance, a proceeding to abate may be brought by the party aggrieved or by the city. An animal found by the court to constitute a nuisance may be impounded by animal control if the owner, after reasonable opportunity to do so, fails to abate the nuisance as ordered.

(1) *Nuisance, generally.* An animal which habitually barks, whines, howls, or causes other noise, which constitutes a continual repetitive noise for a half hour or more which a person in a residence can hear and distinguish from background ambient noise and can be identified as to its nature and source or

causes serious annoyance to a neighboring residence or interferes with the reasonable use or enjoyment of a neighbor's property, or is otherwise offensive is a nuisance.

(2) *Nuisance, excrement.* Failure to immediately remove excrement deposited by the animal on property other than owner's own property is a nuisance. The owner, while not on their own property, shall have a means of pickup and removal of excrement. This section shall not apply to any animal aiding the handicapped (e.g., guide dog) or to an animal in police or rescue activities.

(3) *Nuisance, dead animals.* The owner shall remove a dead animal without delay to a place where it shall not be a nuisance or source of annoyance to any person.

(4) *Nuisance, other.* If an animal molests, attacks or interferes with persons on property other than owner's property, or chases vehicles or attacks other animals, it is a nuisance; any animal off premises which attacks or attempts to attack a human or domestic animal without provocation is a public nuisance.

(5) *A dog in heat may not be allowed to roam free.* If outdoors, a dog in heat must either be under control of a responsible person or confined in a secure enclosure.

(6) *A cat in heat may not be allowed to roam.* If outdoors, it must be confined in a secure enclosure.

Sec. 4-135. - Maintenance of areas.

The owner shall maintain in a clean and sanitary condition, and free from unreasonably objectionable odor, all structures, pens, yards, and areas adjacent, wherein any animal is kept.

Sec. 4-136. - Adequate housing.

It shall be unlawful to keep any domestic animal except as follows:

(1) Any housing or enclosure shall be well drained, free from accumulations of excrement and objectionable odors and otherwise clean and sanitary.

(2) Excrement shall be disposed of in compliance with law.

(3) An enclosure for a dangerous or vicious dog shall comply with the section pertaining to such.

(4) It shall be unlawful for any owner to chain, tie, fasten or otherwise tether the animal to dog houses, trees, fences, vehicles or other stationary objects as a means of confinement except that the animal may be temporarily confined by a tether while directly attended by its owner.

Sec. 4-137. - Confinement.

(a) Owners shall confine animals within an adequate fence or enclosure or in a house, garage or other building, adequate to prevent the animal from running at-large.

- (b) When a dog is off the premises, it must be controlled by leash, however, it need not be leashed if it is within sight of its owner and immediately heeds its owner's verbal commands. A dog in a moving vehicle must be confined in the vehicle or securely tethered/kenneled in the back.
- (c) An owner shall prevent his/her/their animals from becoming a danger to persons or property at any location, or trespassing upon another person's property without permission.
- (d) Every dog or cat in heat shall be kept confined in a building or secure enclosure or a vet clinic or hospital or a kennel to prevent contact with another dog or cat, except in the case of intentional breeding.
- (e) It shall be unlawful to allow dogs, horses or any other type of animal, livestock or other fowl to run at-large or be a menace or nuisance to neighbors or the public.
- (f) Any animal in violation is subject to impoundment.
- (g) It is unlawful to allow a dog or cat in any food store, restaurant or place where food is for sale except animals trained for the handicapped and law enforcement.

Sec. 4-138. - Rabid animals or animals suspected of having rabies.

- (a) Every veterinarian shall report promptly to animal control all cases of rabies in animals treated by such vet, giving name and address of owner of any animals bitten by such rabid animal, if known.
- (b) Any person who knows an animal, domestic or wild, is rabid or suspects an animal of having rabies, or knows an animal has been bitten by a rabid animal, shall promptly report such to animal control.
- (c) It shall be the duty of the owner, health department, physicians, hospitals or other persons or agencies gaining information that an animal or person has been bitten or is probably infected with rabies to notify animal control, which will impound the animal for observation for such time as reasonably necessary to determine if the animal has rabies. If it reasonably appears to animal control that the animal is not domesticated and does not have an owner, it may be destroyed in lieu of live capture.
- (d) The heads of all animals having had rabies or which were suspected of having had rabies at the time of their deaths shall be submitted to animal control for examination.

Secs. 4-139—4-159. - Reserved.

ARTICLE VII. - DANGEROUS AND VICIOUS DOG CONTROL

Sec. 4-160. - Dangerous and vicious dog control.

- (a) *Animal control.* Animal control may administer and enforce this article.
 - (1) Upon receiving a report of a dog believed to be dangerous or vicious, animal control shall make such investigations as necessary to determine if it is a dangerous or vicious dog, and is

authorized to make such investigations and inquiries necessary to identify dangerous and vicious dogs and their owners. Law enforcement or animal control shall immediately impound a dog if believed the dog poses a threat to safety.

(2) When animal control classifies a dog as dangerous or vicious, animal control shall notify the dog's owner in writing by certified mail or statutory overnight delivery to the owner's last known address. Such notice shall be dated and deemed complete upon its mailing.

(b) *Procedures.*

(1) When a dangerous or a vicious dog is classified as such, animal control shall notify the owner in writing mailed within 72 hours of classification.

(2) The notice shall:

- a. Be in writing and mailed by certified mail to owner's last known address;
- b. Include a summary of the findings that formed the basis for the classification;
- c. Dated and state that the owner, within 15 days after the date on the notice, has a right to request a hearing on the determination of dangerous or vicious dog;
- d. State that the hearing, if requested, shall be before the animal control board;
- e. State if a hearing is not requested, the determination will become effective on a date specified in the notice, after the last day to request a hearing; and
- f. Include a form to request a hearing before the animal control board and provide instructions on mailing or delivering such request. If an owner cannot be located within ten days of a determination of dangerous or vicious dog, such dog may be released to an animal shelter or euthanized, as determined by animal control.

(3) When the animal control board receives a request for a hearing, it shall schedule such within 30 days after the request was received; provided, however, that such hearing may be continued by the animal control board for good cause shown. At least ten days prior to the hearing, the animal control board shall, by certified mail, notify the owner in writing of the date, time and place of the hearing. At the hearing, the owner may testify and present evidence and the animal control board shall receive such evidence and testimony it may find necessary to sustain, modify or overrule the determination.

(4) Within ten days after the hearing, the animal control board shall notify the owner in writing by certified mail of its determination, and if classification as a dangerous or vicious dog is made, the notice shall specify the effective date of such classification. Review of the decision shall be in accordance with O.C.G.A. § 15-9-30.9.

(5) A dog found, after opportunity for hearing as above, to have caused serious injury to a human more than once, shall be euthanized.

(c) *Requirements.*

(1) It is unlawful to have a dangerous or vicious dog without a registered dog certificate. Animal control may set a reasonable fee for issuance of such registration certificate. Certificates of registration shall be nontransferable and only be issued to a person 18 or older. No more than one certificate of registration shall be issued per domicile. No owner may keep a dangerous or vicious dog within 200 yards of any aquatic center, church, convenience store, daycare, grocery store, hospital, human society, library, nursing home, park, playground, restaurant, school, skilled nursing unit, or walking trail, due in part to these being frequented by children and senior citizens, and in some cases, food present. No certificate shall be issued to any person who has been convicted of two or more violations of this article. No person shall own more than one vicious dog. No certificate for a vicious dog shall be issued to any person who has been convicted of: a serious violent felony defined in O.C.G.A. § 17-10-6.1 or a felony of dog fighting in O.C.G.A. § 16-12-37 or the felony of aggravated cruelty to animals in O.C.G.A. § 16-12-4; or a felony involving trafficking in cocaine, illegal drugs, marijuana, methamphetamine, or ecstasy in O.C.G.A. §§ 16-13-31 and 16-13-31.1, from time of conviction until two years after completion of sentence, nor any person residing with such person.

(2) Animal control shall issue a registered dog certification to a qualified owner of a dangerous or vicious dog if the owner presents or animal control otherwise finds sufficient evidence on the property of:

- a. An enclosure that securely confines the dog on the owner's property, indoors or in a securely locked and enclosed pen, fence, or structure that prevents the dog from leaving;
- b. Posting of all entrances with clearly visible signs warning of dangerous or vicious dog with a symbol designed to inform small children of a dangerous or vicious dog;
- c. In addition, that the dog has been surgically sterilized and microchipped.

(3) The owner of a vicious dog shall present a policy of liability insurance of at least \$50,000.00 by an insurer authorized to transact business in this state insuring against liability for any bodily injury or property damage inflicted by the dog.

(4) The owner of a dangerous or vicious dog shall notify animal control within 24 hours if the dog is missing, attacks a human, or dies. If a dangerous or vicious dog has been sold or donated, the owner shall provide animal control with the name, address and phone number of the new owner. A vicious dog shall not be transferred, sold, or donated unless to a governmental facility or vet to be euthanized. An owner of a dog that has been classified as dangerous or vicious by the county who moves within or outside the county shall notify animal control immediately, then re-register the dog in the applicable jurisdiction within ten days. An owner of a dog that has been classified as dangerous or vicious by a governmental entity outside the county who moves into the county shall register the dog with the county within 30 days.

(5) Animal control may make any inquiry deemed necessary to ensure compliance herewith.

(6) Certificates shall be renewed annually, after animal control verifies the owner is continuing to comply. Failure to renew within ten days of the anniversary date of issuance is a violation of this article. Owners may be required to pay an additional annual fee for re-registration.

(d) *Restraint.*

(1) It is unlawful for a dangerous dog to be unattended with minors or outside a proper enclosure unless the dog is restrained by a substantial chain or leash not longer than six feet, and is under the restraint of a responsible person capable of preventing the dog from engaging any other human or animal, or the dog is contained in a closed and locked cage or crate, or the dog is working or training as a hunting dog, herding dog, or predator control dog, subject to the limitations below.

(2) It is unlawful for a vicious dog to be unattended with minors or outside a proper enclosure unless the dog is in a closed and locked cage or crate or is muzzled and is restrained by a substantial chain or leash not longer than six feet, and is under the restraint of a responsible person capable of preventing the dog from engaging any other human or animal. The muzzle shall prevent biting, but not cause injury to the dog or interfere with vision or respiration.

(3) A proper enclosure must keep a dog securely confined indoors or in a securely enclosed and locked pen, fence or structure that prevents the dog from escaping and prevents the entry of young children. It shall have secure sides and top, and, if the dog is within a fence, all sides of the fence shall be of sufficient height and the bottom of the fence shall be constructed or secured to prevent escape. It shall be at least 25 feet from the front door and any utility meter point to protect utility employees and the public. It shall provide protection from the elements.

(4) Training hunting, herding ("working") exemption from dangerous dog restraint/leash requirement: the person working the dog must be the owner, and doing so per all state department of natural resources requirements including without limitation a valid hunting license. Working cannot take place off the property of the owner, unless with written permission and acknowledgement of the danger of the dog by the landowner, and only with a dog that will instantly respond to verbal commands of the owner, including without limitation to immediately return to the owner.

(e) *Confiscation.*

(1) If any violation of this article occurs, the dog shall be immediately confiscated by animal control or law enforcement. A refusal to surrender a dog shall be a separate violation.

(2) A confiscated dog shall be returned upon owner's demonstration of future compliance with the rules that were violated, and payment of confiscation costs. If the owner has not complied within 20 days of confiscation or demonstrated a satisfactory plan to promptly comply, said dog shall be destroyed humanely. Criminal prosecution shall not be stayed due to return or euthanasia.

(f) *Violations.*

(1) The owner of a vicious dog who violates this article shall be sentenced in accordance with section 4 of the City Charter. For a second conviction, a fine not less than \$500.00 shall be imposed, and for a subsequent conviction, a fine not less than \$750.00.

(2) The owner of a dangerous dog who violates this article shall be sentenced in accordance with section 4 of the City Charter. For a second conviction, a fine not less than \$250.00 shall be imposed, and for a subsequent conviction, a fine not less than \$400.00.

(3) If an owner who has a previous judicial finding of a violation of this article knowingly or willfully fails to comply with this article and the dog attacks or bites a human being under circumstances constituting another violation of this article, the owner shall be punished by a fine not less than \$1,000.00 or imprisonment up to the limits permitted by state law, or a combination of both fine and imprisonment.

(4) If an owner knowingly or willfully fails to comply with this article and the dog aggressively attacks and causes severe injury or death of a human being under circumstances constituting a violation of this article, they shall be punished by a fine not less than \$1,000.00 or imprisonment up to the limits permitted by state law, or a combination of both fine and imprisonment.

(5) If a dog attacks or bites a human being under circumstances constituting a violation of this article, in addition to the penalties, the dog shall be immediately confiscated and placed in quarantine for the proper length of time as determined by the board of health, then destroyed humanely.

(g) *Exceptions.* A dog that inflicts injury when used by law enforcement to carry out official duties shall not be a dangerous or vicious dog. Nor if injury was sustained by a person who was committing a willful criminal trespass, or was tormenting, abusing or assaulting the dog, or had in the past tormented, abused or assaulted the dog, or was committing or attempting a crime.

Secs. 4-161—4-188. - Reserved.

ARTICLE VIII. - CRUELTY, WELFARE AND MANNER OF KEEPING

Sec. 4-189. - Prohibited treatment.

It shall be unlawful, by commission or omission, to:

(1) Overload, overwork, torture, beat, mutilate, kill needlessly, confine in a vehicle in an inhumane manner or otherwise mistreat, any animal.

(2) Fail to provide an animal with proper food and veterinary care.

(3) Fail to provide access to a hard floor shelter of not less than three walls and a roof adequate to protect from all types of weather, 24-hours daily.

- (4) Fail to provide potable water at all times.
- (5) Abandon any animal.
- (6) Poison any animal.
- (7) Allow or promote any fight between animals.
- (8) Allow an animal to be kept in unsanitary conditions.
- (9) Keep or confine an animal in other than a humane manner.

Sec. 4-190. - Abandonment.

It is unlawful to abandon any domestic animal or livestock, willingly permit such, or aid in the same. Such shall be punished with a fine up to the maximum allowable as well as restitution.

Sec.4-191. - Adequate and sanitary housing.

Animals permitted must be provided with adequate and sanitary housing: a solid floor, roof and at least three walls, and approved by the appropriate health officer. Adequate floor space must be provided.

- (1) As to livestock, each animal enclosure no less than 150 square feet per animal.
- (2) Whoever fails to maintain in a clean and sanitary condition, free from objectionable odor, all housing and adjacent areas where an animal is kept, shall be in violation of this article. The condition shall also be considered a nuisance likely to endanger the public health, and subject to an action for abatement.

Sec. 4-192. - Adequate drainage, etc.

All places where animals are kept shall have adequate drainage to prevent standing water, and be regularly covered with lime or other suitable agents, approved by the health officer, to prevent odors.

Sec. 4-193. - Exemption.

This article does not apply to killing animals raised to be hunted in compliance with state law. The killing of an animal for humane purpose or legitimate medical or scientific research is justifiable.

Secs. 4-194—4-224. - Reserved.

ARTICLE IX. - ANIMAL ESTABLISHMENTS

Sec. 4-225. - License and permit generally.

- (a) No one shall operate an animal establishment without first obtaining an occupational tax permit from the city plus a license from the state. Both must be provided to animal control by 30 days. Animal control may inspect all premises where animals are kept.

- (b) Renewals and new businesses must be per the county and state regulations.
- (c) Each facility location regulated by this article is a separate enterprise requiring a separate permit.

Sec. 4-226. - Revocation of permits.

- (a) Animal control may report any violations to the state, which may revoke any permit if the holder fails to comply with this chapter or any other applicable regulation.
- (b) If a permit is revoked for cause animal control shall notify the owner of the reasons and time allowed for removal of animals.

Sec. 4-227. - Compliance with code.

- (a) An animal establishment shall not sell, trade or give away any dog or cat over four months of age unless vaccinated.
- (b) Animal control may inspect all animals and the premises to ensure legal compliance.

Sec. 4-228. - Private kennel structures.

It is unlawful for a private kennel structure to be nearer than 100 feet to the nearest property line.

Secs. 4-229—4-249. - Reserved.

ARTICLE X. - ANIMAL DRAWN VEHICLES

Sec. 4-250. - Health of animal.

No animal shall pull a carriage unless in good health and meets the following:

- (1) The animal is of adequate size and weight to pull the size and weight of the carriage and passengers.
- (2) No open sores or wounds or be lame or any other ailment, unless a veterinarian states in writing the animal shall not be harmed by the work.
- (3) Hooves must be properly shod and trimmed.
- (4) Groomed daily and no fungus, dandruff nor poor or dirty coat.
- (5) Adequate flesh and muscle tone.

Sec. 4-251. - Working conditions.

- (a) No animal shall be worked under any of the following:
 - (1) No carriage with ball bearing wheels with more than 12 people (including driver) or a carriage with bushing wheels with more than nine people (including driver).

(2) Total hours worked may not exceed eight in a 24-hour period, nor less than 15-minute rest between each trip.

(3) Between June 1 and August 31, total hours worked not to exceed six in a 24-hour period, nor less than a 15-minute rest every hour worked.

(4) Not move at a speed faster than a slow trot.

(5) No impairment of vision, other than normal blinders.

(6) No conditions that will impair the good health or physical condition.

(b) Animal control may order temporary suspension of operation upon a determination that special circumstances exist which jeopardize the animal.

Sec. 4-252. - Equipment and facilities.

Equipment and facilities must meet the following:

(1) Harness and bit of standard construction, appropriate for the animal, properly fitted, padded, maintained, free of makeshift wire, rope and/or chain, oiled and cleaned to be soft at all times.

(2) Carriage properly lubricated and wheels spin freely.

(3) No driver may whip any animal with more than a light touch by a light whip.

(4) Adequate potable water in the working area and stables.

(5) Drivers shall keep stands sanitary.

(6) Stalls and stables must comply with the following:

a. Ceilings at least ten feet high from bedding, and bedding at least six inches deep and dry enough not to show wetness under pressure of animal's hoofs. Sharp surfaces shall not be permitted anywhere they may come in contact with animals.

b. Roofs free of leaks.

c. Each animal must have a stall large enough to turn around.

d. Food free of contamination.

e. Animal areas treated to exterminate and repel insects.

f. Ventilation provided.

Sec. 4-253. - Inspections.

Animal control may inspect all animals, carriages, stalls and stables to ensure compliance.

Secs. 4-254—4-284. - Reserved.

ARTICLE XI. - IMPOUNDMENT AND ADOPTION

Sec. 4-285. - Impoundment authorized.

(a) Any animal at-large or in violation of this chapter may be impounded in a humane manner. The owner must claim the animal within three business days (which shall not include Sundays or holidays observed by Newton county), and is liable for all costs during impoundment, plus all other expenses of the county including, but not limited to, veterinarian fees. All costs shall be paid prior to the owner retrieving said animal, or upon disposal of such animal.

(b) The following may be impounded, but are not limited solely to these:

- (1) Animals running at-large;
- (2) Animals, the ownership of which is unknown;
- (3) Female dogs/cats in heat and off the premises of their owners;
- (4) Animals which have bitten a person or animal, or been bitten by animal suspected of rabies;
- (5) Dogs/cats not vaccinated for rabies;
- (6) Dogs/cats which have strayed from the premises of their owners;
- (7) Dogs/cats suspected of having rabies; and
- (8) Unconfined dogs/cats in quarantine areas.

(c) If an animal has not been reclaimed within three business days (as defined above), it shall become the property of animal control, which may convey ownership to any responsible person on conditions animal control may prescribe, or may humanely destroy such animal.

Sec. 4-286. - Entry on private property.

Animal control may follow an animal at-large onto private property. No injunction, action or claim for damages may be brought against animal control, its agents or the county with respect to action herein contemplated.

Sec. 4-287. - Notice to owner.

Animal control shall make a reasonable effort to notify the owner the animal has been impounded, how the animal may be reclaimed, and that the animal shall become property of animal control and may be adopted out or destroyed.

Sec. 4-288. - Holding animals due to quarantine or evidence.

Animal control may refuse to release any animal impounded for rabies or contagious disease quarantine or for use as evidence for such reasonable time period as the animal control may determine.

Sec. 4-289. - Destruction.

Animal control may humanely destroy any animal when it reasonably believes destruction is necessary due to an injury or disease which will likely result in maiming, prolonged and/or severe suffering or death, or to prevent disease or injury to animal or humans, due to overcrowding, the presence or threatened presence of contagious disease, the likelihood of danger or injury to humans or animals, or any other condition.

Sec. 4-290. - Liability for fees and costs of impoundment and care.

The previous owner of an animal shall be liable for the fees and costs of impoundment notwithstanding subsequent destruction of the animal or adoption of the animal by a third party.

Sec. 4-291. - Reclaiming.

(a) Unless the owner failed to provide proper care, committed cruelty, or engaged in dog fighting, upon the owner presenting evidence satisfactory to animal control of compliance with all requirements, and upon payment of all costs, the animal may be returned to the owner. Such costs shall not be in lieu of any fine or penalty provided by law. Animal control may condition the return to the owner by requiring execution by owner of a contract stating this chapter will be complied with and that the animal will receive proper care.

(b) Fees for reclaiming shall be as established in the schedule of fees.

(c) No animal shall be returned unless the animal has been implanted with an EAID and the owner has paid the county for the implantation of such EAID.

Sec. 4-292. - Adoption.

Animal control may convey ownership of any animal which has become the property of animal control, except dogs which have been designated dangerous or vicious, to a responsible person subject to conditions as may be prescribed by animal control, including, but without limitation:

(1) Approval of an adoption application.

(2) Payment of an adoption fee and any vaccination, licensing or veterinary costs.

(3) The animal has been implanted with an EAID.

Sec. 4-293. - Records required to be kept.

Animal control should keep accurate records of impoundment and disposition.

Secs. 4-294—4-319. - Reserved.

ARTICLE XII. - QUARANTINE

Sec. 4-320. - Desegregation of quarantine area; confinement of animals.

Where rabies has been found or is suspected, animal control may designate an area for quarantine and animals within the area shall be immediately confined to the premises designated.

Sec. 4-321. - Movement into or out of quarantine.

No animal shall be removed from or brought into a quarantine area without written approval from animal control.

Sec. 4-322. - Duration.

A quarantine shall be maintained for such a period of time as animal control reasonably deems necessary.

Sec. 4-323. - Notice to be given by signs.

Quarantine areas and areas where rabid animals or animals suspected of rabies remain at-large, may be posted with signs which read: "Rabies suspected," or "Rabies—keep away from animals," conspicuously displayed in a place designated, and shall not be defaced or removed.

Secs. 4-324—4-349. - Reserved.

ARTICLE XIII. - PUBLIC THREAT ANIMALS

Sec. 4-350. - Public threat.

Definitions. The following words, terms and phrases, when used in this article, shall have the meanings ascribed to them in this section, except where the context clearly indicates a different meaning:

Public threat means nuisance and similar behavior by dogs or other animals that does not rise to the level of dangerous dog or vicious dog. Examples include chasing cars, people or pets, injuring or killing pets, regular wandering at-large, damage to or interference with property such as getting in trash cans, trespassing on neighbor property and urinating or defecating on car tires, bushes and yards, attempting to mount other animals, and similar behaviors that pose a threat to the public health, safety and welfare, including, without limitation, behavior defined as nuisance hereinabove.

Sec. 4-351. - Investigation and classification.

Animal control shall investigate any complaint filed against an animal alleged to be a public threat, notify the owner of the complaint, determine if there were any mitigating circumstances, and then report the results to the owner via certified mail. If animal control classifies the animal as a public threat, and the owner disputes that the animal is a public threat, the owner may appeal to the animal control director within 15 days. The animal control director's written determination shall be final unless review is sought from county magistrate court within 30 days of said determination.

Sec. 4-352. - Requirements for an animal classified as a public threat.

- (a) The owner must provide a proper enclosure to confine the animal on the owner's property.
- (b) When off the owner's property, the animal must be on a leash of no more than six feet and under the control of a responsible person.
- (c) The owner must file photos of the animal with animal control.
- (d) Unless an EAID is present, animal control will implant an EAID for identification and the owner must pay the county for the implantation of such EAID.
- (e) The owner must register the animal and pay a yearly fee according to the county's fee schedule.

Sec. 4-353. - Declassification/removal of public threat classification.

If for 18 months a public threat animal commits no further actions that would justify classification as a public threat and the owner can provide proof of obedience training at a reputable club or business or a "canine good citizen" certificate or the equivalent from a reputable kennel club, the owner may request in writing to animal control for removal of the classification.

Chapter 4 ANIMALS¹

ARTICLE I. IN GENERAL

Sec. 4-1. Definitions.

The following words, terms and phrases, when used in this chapter, shall have the meanings ascribed to them in this section, except where the context clearly indicates a different meaning:

Adequate food means the provision at suitable intervals, not to exceed 24 hours, of a quantity of wholesome foodstuff suitable for the species and age, sufficient to maintain a reasonable level of nutrition in each animal. Such foodstuff shall be served in a receptacle, dish, or container that is physically clean and in which agents injurious to health have been removed or destroyed to a practical minimum.

Adequate shelter means any animal restrained outdoors shall be provided with access to adequate shelter to remain dry during rain or snow and protect them from wind, and excessive heat or cold. Shelter size shall be large enough to allow the animal to stand up fully without touching the walls or ceiling and of sufficient width and depth to allow the animal to freely turn around. Sufficient and clean bedding material or other reasonable means of protection from the weather elements shall be provided. When sunlight is likely to cause overheating or suffering, sufficient shade must be provided to allow protection from the direct effects of the sun. The animal's containment area shall be free of accumulated waste and debris so that the animal shall be free to walk or lie down without coming in contact with any waste or debris, and a suitable method of draining shall be provided to eliminate excess water or moisture.

Adequate water means a constant access to supply of clean, fresh water provided in a sanitary manner.

Aggressive animal means any animal that constitutes a physical threat to human beings or other animals by virtue of one or more attacks of such severity to cause property or physical damage. An animal is also considered to be aggressive if it makes unprovoked attacks on animals or on physical property.

Animal means any live vertebrate creature, domestic or wild.

Animal control shall not be understood to be limited in practice, or interpretation, to the extermination of unwanted or deserted animals in the City. In practice it imposes an obligation upon the administrators to also develop and implement an aggressive program promoting responsible pet ownership within the City. The program shall include, but not be limited to:

- (1) The development of an educational program on the need for responsible treatment, ownership, and the need for spaying and neutering of dogs and cats to prevent undesirable and unwanted litters;

¹State law reference(s)—Licensing and registration of animals by local authorities, O.C.G.A. § 31-19-3; livestock running at large, O.C.G.A. § 4-3-1 et seq.; permitting dogs in heat to roam or run free, O.C.G.A. § 4-8-6; disposal of diseased, disabled, or dead animals, O.C.G.A. § 4-5-1 et seq.; dogs generally, O.C.G.A. § 4-8-1; dangerous dog control, O.C.G.A. § 4-8-20 et seq.; animal protection, O.C.G.A. § 4-11-1 et seq.; cruelty to animals, O.C.G.A. § 16-12-4; cruelty to dogs; authorized killing of dogs, O.C.G.A. § 4-8-5; rabies control, O.C.G.A. § 31-19-1; liability of owner or keeper of vicious or dangerous animal for injuries caused by animal, O.C.G.A. § 51-2-6.

-
- (2) An active, concerted, and responsible adoption program in conjunction with the Newton Humane Society, which might also include an adoption contract between the parties. All revenues collected by the Animal Control Center will be credited to their account by the county to help defray the implementation of these programs. The additional income shall not reduce this department's annual budget.

Animal Control Center means a structure or physical plant that is constructed or renovated specifically to be the center of the county's animal control activities.

Animal Control Officer (ACO) means an individual employed either full- or part-time by the county department of animal control whose authority granted under this chapter is to enforce the provisions of this chapter and other city animal regulations. The ACO shall have the authority to issue citations within the City.

Cat means a domestic cat, of either sex, vaccinated or not vaccinated against rabies, registered or not registered in the City.

County Board of Commissioners means the Board of Commissioners of Newton County, Georgia.

Dangerous dog means any dog that:

- (1) Causes a substantial puncture of a person's skin by teeth without causing serious injury; provided, however, that a nip, scratch, or abrasion shall not be sufficient to classify a dog as dangerous under this definition;
- (2) Aggressively attacks in a manner that causes a person to reasonably believe that the dog posed an imminent threat of serious injury to such person or another person although no such injury occurs; provided, however, that the acts of barking, growling, or showing of teeth by a dog shall not be sufficient to classify a dog as dangerous under this definition; or
- (3) While off the owner's property, kills a pet animal; provided, however, that this subsection shall not apply where the death of such pet animal is caused by a dog that is working or training as a hunting dog, herding dog, or predator control dog.

Director means a full-time Animal Control Officer of the county department of animal control whose duty is to administer and manage the county's animal control program.

Dog means a domestic dog, of either sex, vaccinated or not vaccinated against rabies, registered or not registered in the City.

Dog control officer means the person designated by the City to carry out within the City the duties of dog control officer as provided in the state Responsible Dog Ownership Law, O.C.G.A. § 4-8-20 et seq.

Feral cat means a cat that is born in the wild or is the offspring of an owned or feral cat and is not socialized or a cat that is a formerly owned cat that has been abandoned and is no longer socialized.

Livestock means all animals of the equine, bovine, or swine class, including goats, sheep, mules, horses, hogs, cattle, and other grazing animals.

Neutered means the surgical sterilization of a female animal (ovariohysterectomy or spay) or male animal (architectecture or castration).

Owner means any person having a right of property in an animal or any person whom permits an animal to remain on his premises.

Rabies certificate means a certificate of vaccination on a form furnished or approved by the state department of human resources.

Running at large and *to run at large* means the going upon public or private property by an animal without the owner or person in charge thereof having control over such animal, and includes any animal whatsoever which

may be staked, tied or hobbled in any manner as to allow such animal to go or get upon the public streets or sidewalks.

Secure enclosure, with regard to aggressive animals only, means that the aggressive animal is confined indoors or in a securely enclosed and locked pen, fence, or structure suitable to prevent the entry of young children and designed to prevent the dog from escaping. Any such pen or structure shall have secure sides and a secure top, and, if the animal is enclosed within a fence, all sides of the fence shall be of sufficient height and the bottom of the fence shall be constructed or secured in such a manner as to prevent the dog's escape from over or from under the fence.

Tethered means and refers to an animal attached to a stationary object by a chain, cable or similar device commonly used for the size and type of animal involved. An animal is not considered tethered when the animal is attached to a stationary object as long as the animal is attended at all times by its owner or custodian and is not a public nuisance.

Under control means an animal controlled by leash when off the property of the owner, or within the property limits of its owner (or another with the permission of the person in control of the property) and confined by fence or other enclosure or restraint (electronic or physical), or accompanied by its owner.

Vaccinate and *inoculate* mean the injection of a specified dose of antirabic vaccine by a veterinarian or properly supervised animal health technician into the proper site of an animal.

Vaccination tag means a tag furnished or approved by the state department of human resources and the county department of animal control. This tag will certify the year, county, and vaccination number. The tag shall be worn at all times by the vaccinated animal.

Vaccine means an injectable material containing killed or attenuated rabies virus, licensed by the federal department of agriculture, veterinary biologics division and approved by the state department of human resources. Vaccine used for the purpose of immunizing animals against rabies shall be stored at the temperature prescribed on the package label.

Veterinarian means any person duly licensed to practice veterinary medicine in this state.

Veterinary hospital and *veterinary clinic* means a place where medical and surgical treatment is administered to animals by or under the supervision of a veterinarian.

Vicious dog means a dog that inflicts serious injury on a person or causes serious injury to a person resulting from reasonable attempts to escape from the dog's attack.

Wild animal means and include any mammal, amphibian, reptile, or fowl, which is of a species which is wild by nature, and of a species which, due to size, vicious nature or other characteristic is dangerous to humans. Such animals shall include, but not be limited to lions, tigers, leopards, panthers, bears, wolves, raccoons, skunks, apes, gorillas, monkeys of a species whose average adult size weight is 20 pounds or more, foxes, elephants, rhinoceroses, alligators, crocodiles, and all forms of poisonous reptiles. The term "wild animal" as used in this chapter shall not include gerbils, hamsters, guinea pigs, mice, rabbits, or ferrets.

(Ord. of 4-2-2012(13), § 1(30-101(1)(C)))

State law reference(s)—Similar definitions, O.C.G.A. §§ 4-3-2, 4-8-21, 4-8-41, 4-11-1, 4-11-12.

Secs. 4-2—4-20. Reserved.

ARTICLE II. ADMINISTRATION AND ENFORCEMENT

DIVISION 1. GENERALLY

Sec. 4-21. Enforcement officials designated.

The responsibility for the control of animals within the City shall rest with the Newton County Board of Commissioners. The responsibility for the control of rabies and other zoonoses shall rest with the Newton County Board of Commissioners and the county board of health.

(Ord. of 4-2-2012(13), § 1(30-101(1)(A), (B)))

Sec. 4-22. Authority of enforcement officials; procedure.

- (a) The director, authorized Animal Control Officers, and other authorized employees of the county shall have within the City all of the powers and authority of police officers within the City only to the extent necessary to enforce within the City this chapter and other laws of the City relating to animals and fowl.
- (b) All duly appointed and qualified law enforcement officers and Animal Control Officers and other designated persons are authorized to issue written notices to persons within the City violating this chapter or any other laws governing the regulation and disposition of animals, which notices shall, among other things describe the violation.
- (c) Any person violating this Code, obstructing qualified animal control personnel, and their equipment, or any other laws governing the regulation of animals within the county may be issued a citation and summons to appear before a court of competent jurisdiction, and the offending animal may be immediately impounded pending disposition of the citation by the Court.

(Ord. of 4-2-2012(13), § 1(30-101(2)(A), (B)))

Sec. 4-23. Director authorized to contract for services with other local governments.

The director is authorized to negotiate with other local government agencies for the handling of animals within the City under this chapter.

Sec. 4-24. Penalties.

- (a) Except as otherwise provided herein, any person found guilty of violating this article shall be subject to the following penalties:
 - (1) Upon a first violation and conviction, the court shall impose a fine of not less than \$100.00 and not more than \$1,000.00, 60 days imprisonment, or both, in addition to any other penalty or punishment imposed by the court. Imprisonment or fine may be substituted with mandatory spaying or neutering of the animal by a licensed veterinarian at the expense of the owner, except in circumstances where state law provides for harsher penalties.
 - (2) Upon a second violation and conviction within a 24-month period of time, as measured from the date of issuance of previous court summons for which convictions were obtained, the court shall impose a

-
- fine of not less than \$300.00 and not more than \$1,000.00, 60 days imprisonment, or both, in addition to any other penalty or punishment imposed by the court.
- (3) Upon a third and subsequent violation and conviction within a 24-month period of time, as measured from the date of issuance of previous court summonses for which convictions were obtained, the court shall impose a fine of not less than \$500.00 and not more than \$1,000.00, 60 days imprisonment, or both, in addition to any other penalty or punishment imposed by the court.
 - (b) Notwithstanding anything to the contrary herein, upon violation and conviction for failure to comply with the microchip requirement of this chapter, the court shall impose a fine of \$1,000.00, 60 days imprisonment, or both, in addition to any other penalty or punishment imposed by the court.
 - (c) Each act or omission in violation of this article shall constitute a separate offense. Each day that such violation continues to exist shall constitute a separate offense.
 - (d) In addition to any other penalties allowed by law, the court, as part of any sentence, may do a combination of any of the following:
 - (1) Prohibit the offender from owning, possessing, or having on the offender's premises in the City any animal during the term of the sentence;
 - (2) Order that the animal be removed from the City;
 - (3) Order that the animal be surrendered to the county animal control facility;
 - (4) Order that the animal be humanely destroyed; or
 - (5) Order restitution to any victims.

(Ord. of 4-2-2012(13), § 1(30-101(2)(C)))

Sec. 4-25. County kennel and breeder licenses.

- (a) Before a kennel or breeder license is issued by the county for persons or premises within the City, the Animal Control Center shall investigate the petitioner, the location and the proposed facilities to determine the legitimacy of the petition and whether the location, facilities and environment are such as will prohibit puppy mills and provide humane and proper care of the animals.
- (b) All kennels and breeders within the City shall be registered with the Animal Control Center and animal control personnel may make periodic inspections of the animals and facilities. Any operator of a kennel or breeding facility in the City who fails to obtain a county license, fails to maintain a registry with the Animal Control Center, or otherwise violates this section shall be subject to fines or penalties as provided in this chapter.

(Ord. of 4-2-2012(13), § 1(30-101(10)))

Sec. 4-26. Fees.

All fees referred to in this chapter shall be in the amount established from time to time by the City Council or the County Board of Commissioners as provided in the city fee schedule.

Secs. 4-27—4-55. Reserved.

DIVISION 2. IMPOUNDMENT AND VOLUNTARY SURRENDER

Sec. 4-56. Applicability.

The provisions of this division shall apply to all animal impoundments except to the extent that it conflicts with other impoundment procedure provided elsewhere in this chapter.

Sec. 4-57. Impoundment authorized.

If the director or any animal control staff member either observes or receives a proper citizen complaint of an animal within the City that is in violation of this chapter, and if such violation is one for which this chapter authorizes impoundment, it shall be the duty of the director, Supervisor or officers to capture and take such animal to the Animal Control Center or other designated place, there to be impounded and detained as provided in this division. Dogs or cats, three months of age or older, can be subject to impoundment if the dog or cat does not display a current vaccination.

(Ord. of 4-2-2012(13), § 1(30-101(5)(C)))

Sec. 4-58. Voluntary surrender of animals; surrender of multiple dog and cat litters.

- (a) Any resident of the City may surrender an animal to the county animal shelter upon the payment of an adoption handling fee in accordance with a fee schedule approved by the Mayor and Council.
- (b) In the event more than one litter of puppies or kittens is surrendered by a single owner, the owner must either qualify for or obtain a kennel license, or have the parents spayed and neutered by a licensed veterinarian at the owner's expense, with proof to be furnished to county animal control within 30 days. Persons failing to comply with this subsection shall be subject to a fine of not less than \$100.00 or imprisonment not to exceed five days. An exception to the requirements of this subsection may be made in the case of indigent owner or on an individual basis if confirmed by the director or director's designee.

(Ord. of 4-2-2012(13), § 1(30-101(5)(D)))

Sec. 4-59. Treatment of sick and injured impounded animals.

Impounded or sick animals will be treated for injury or illness when such treatment is found to be reasonably necessary in the judgment of the director or supervisor.

(Ord. of 4-2-2012(13), § 1(30-101(5)(C)(1)))

State law reference(s)—Duty to provide for care of impounded animals, lien for costs of care, and return of animals to owner, O.C.G.A. § 4-11-9.3; notice to owner of impoundment, O.C.G.A. § 4-11-9.4.

Sec. 4-60. Notice to owner.

If an impounded animal is wearing any type of identification, the director, supervisor or designee shall notify the animal's owners by telephone, door hanger, or by mail that such animal has been received by the Animal Control Center. The mailing of notice shall be deemed sufficient notice under this section if it is mailed to the owner at the address shown in other types of identifications.

(Ord. of 4-2-2012(13), § 1(30-101(5)(C)))

Sec. 4-61. Maximum holding period; exception.

- (a) Except as otherwise specifically provided in this section, animals impounded under this section shall be held in designated pens for the owner for six calendar working days from the date the owner was notified by telephone, door hanger, or notice was mailed to the owner. On the seventh day following such notice, the animal shall be disposed of as provided in this section.
- (b) Notwithstanding the holding period established in this section, if in the opinion of the director or designated employee, the release of an impounded animal could impair the health or safety of the public, such animal shall be held at the Animal Control Center or an approved veterinary clinic at the expense of the owner pending a court order for disposition.

(Ord. of 4-2-2012(13), § 1(30-101(5)(C)))

Sec. 4-62. Redemption by owner.

- (a) *Generally.* Provided the animal is not infected or reasonably believed to be infected with rabies or any other infections or contagious diseases, any animal impounded may be redeemed by its rightful owner at the Animal Control Center upon presentation of satisfactory evidence of ownership (regulation paper, bill-of-sale, photographs, registration or vaccination certificates, and similar documentation), and payment of the applicable impoundment fee, rabies vaccination fee, and boarding fee, in accordance with a fee schedule approved by the Mayor and City Council. The owner shall also be required to pay the actual cost of any necessary veterinary services.
- (b) *Dangerous dogs, vicious dogs, and aggressive animals.* Absent an order from a court of competent jurisdiction to the contrary, any animal that has been confiscated under this chapter that is classified dangerous, vicious or aggressive shall be returned to its owner only following disposition by the court on any pending citation and only then upon the owner's proof of strict compliance with the provisions of this chapter regarding registration and restraint of such animals. Upon redemption, the owner shall pay actual boarding expenses, plus reasonable confiscation costs in an amount specified in the City fee schedule, together with the cost of any necessary veterinary services. If the owner has not complied with the provisions of this section and paid all boarding, confiscation and other costs within 20 days following disposition by the court, the animal shall be humanely destroyed.

(Ord. of 4-2-2012(13), § 1(30-101(5)(C)(1), (6)(C)))

Sec. 4-63. Disposition of unredeemed animal by adoption or transfer to rescue agency.

- (a) *Duty of animal control director.* It will be the duty of the director to offer for adoption to the public, or transfer to rescue agencies licensed by the state department of agriculture, after verification, any and all healthy animals impounded in accordance with this chapter and not redeemed as provided herein.
- (b) *Animals eligible for adoption* The county animal control may offer for adoption any animal impounded from within the City and unclaimed after six days following notification of impoundment as required in this chapter or any animal that has been surrendered to animal control by the owner provided each animal offered for adoption is determined by director or director's designee to be of reasonably good health and temperament. No animal determined to be dangerous, vicious or aggressive shall be offered for adoption.
- (c) *Application for adoption.* Persons who want to adopt an animal must make application for adoption with county animal control and meet requirements associated with the humane housing and care of the animal as determined by the director and by the payment of the required fees.

-
- (d) *Redemption of adopted animal.* Adoptions under this section are not final until 30 days after adoption during which period the person originally entitled to redeem the animal may reclaim the adopted animal in the manner provided in this subsection. The option to redeem after adoption must be exercised within a period of 30 days from the date the animal was adopted. The person redeeming the animal and will be required to reimburse the adopter double the adoption fee for the days the animal was held and cared for by the adopter and any verified expense incurred for qualified veterinary services. Any animal not redeemed in accordance with the provisions of this subsection shall, after the 30-day period, become the property and responsibility of the adopter.
- (e) *Mandatory sterilization.* Animals adopted from the county Animal Control Center shall be sterilized in strict accordance with O.C.G.A. § 4-14-1 et seq.
- (Ord. of 4-2-2012(13), § 1(30-101(9)))

Sec. 4-64. Destruction of unredeemed animals not otherwise disposed of.

Dogs, cats and other animals taken up and impounded under the terms of this chapter that are not redeemed or adopted or transferred to a rescue agency shall be disposed of by the department of animal control. These animals shall be destroyed in the most humane method of euthanasia currently recognized.

(Ord. of 4-2-2012(13), § 1(30-101(5)(C)(4)))

State law reference(s)—Euthanasia of dogs and cats by animal shelters, O.C.G.A. § 4-11-5.1; disposal of impounded animals, O.C.G.A. § 4-11-9.6.

Sec. 4-65. Unauthorized disposition of impounded animals prohibited.

- (a) *Unauthorized removal from center.* It is unlawful to remove any animals from the Animal Control Center except as provided for in this chapter.
- (b) *Use of animals for research prohibited.* No animal in the custody of the Animal Control Center shall be sold, donated, released, or received for any type of research or experiments.

(Ord. of 4-2-2012(13), § 1(30-101(3)(F)), (30-101(5)(C)(2)))

Secs. 4-66—4-88. Reserved.

ARTICLE III. CARE AND CONTROL

DIVISION 1. GENERALLY²

Sec. 4-89. Humane treatment required.

- (a) *Adequate food, water, shelter and veterinary care.* No person, corporation or other entity having an animal in its possession or control, shall fail to provide the animal adequate food, water, shelter and adequate

²State law reference(s)—Authority of municipalities to enact ordinances for the protection of animals, O.C.G.A. § 4-11-18.

protection from the elements. Veterinary care, when needed, to prevent suffering to the animal, shall be provided and, further, the animal, shall be treated with humane care at all times.

- (b) *Physical abuse; animal fights.* No person shall beat, ill treat, torment, overload, overwork, or otherwise abuse an animal, or cause, instigate, or permit combat between animals or fowl.
- (c) *Abandonment.* No person or corporate entity having an animal in its possession or control shall abandon the animal on public or private property. Any person in violation of this subsection shall receive a fine of not less than \$500.00 and not to exceed \$1,000.00 or confinement for 60 days, or both, for a first and all subsequent offenses.
- (d) *Poisoning.* No person shall expose any known poisonous substance, whether mixed with food or not, so that the same shall be liable to be eaten by any animal. It shall not be unlawful for a person to expose on his property common rat and insect poisons.
- (e) *Trapping.* No person shall use steel-jawed leghold traps for the trapping of animals without any required written permit obtained from the appropriate state or federal government agency.
- (f) *Leaving animals unattended in vehicles.* As a condition of entering the City, all who enter shall be deemed to have consented to such reasonable means or force necessary to cause removal of such animals left unattended in a closed vehicle. A vehicle is considered closed regardless of whether vehicle windows are open. No action at law or equity or claim for or damages shall lie against the City, Newton County, or its officers in connection with lawful enforcement of this section.
- (g) *Tethering of animals riding in open vehicles.* A leash must restrain any animal that is kept in the back of an open truck or a convertible car. Such a leash must be of the size and length to restrict the animal within the confines of the car or bed of the truck and to prohibit the animal from jumping out over the side or back of such vehicles.
- (h) *Causing suffering or death by intentional cruelty or willful neglect.* No person shall commit the offense of cruelty to animals by causing death or unjustifiable physical pain or suffering to any animal by an act, an omission, or willful neglect. The offense of cruelty to animals is also punishable under state law.
- (i) *Penalties and enforcement.* Except as otherwise provided above with regard to animal abandonment, any person, corporation or other legal entity violating any of the provisions of this section shall be subject to the general penalties provided in this chapter.
- (j) *Impoundment of animals.* Any animal treated in violation of the provisions set forth in this section may be impounded immediately and examined by a veterinarian as soon as possible.

(Ord. of 4-2-2012(13), § 1(30-101(3)))

State law reference(s)—Animal protection, O.C.G.A. § 4-11-1 et seq.; performing cruel acts on, harming, maiming or killing dogs, O.C.G.A. § 4-8-1.

Sec. 4-90. Livestock and fowl.

- (a) *Keeping generally; maximum number of animals allowed.* Horses, cows, ponies, donkeys, and other domestic livestock may be kept, raised or bred for home use and enjoyment, provided that only one such animal shall be permitted for each two acres of land area, and shall be adequately contained by fence within that property. Ducks, quail, chickens, turkeys, pigeons, pheasants, and other fowl, may be raised for home use provided such fowl are adequately contained within the property. The keeping of fowl is limited to five birds per acre.
- (b) *Tethering restricted.* It is unlawful for any person to stake, tie or hobble any animal whatsoever on any land of which he is not the owner, to obstruct any street or sidewalk by hitching or staking out any animal or to

permit any animal to be so hitched or staked out that it can go upon or across any street or sidewalk, to tie or fasten any animal to any tree, or box around any tree, planted or growing in any street or public place, or to a fence or lamppost which is the property of another, without such other person's consent therefor.

- (c) *Running at large prohibited and declared nuisance.* The running at large of horses, mules, other Equidae, cattle, sheep, goats, hogs, domestic rabbits, or domestic fowl, or ostrich and emu, or other animals within the limits of the City is hereby declared a nuisance and is unlawful for the owner or keeper of any such animal or fowl to permit the same to run at large within the City.
- (d) *Impoundment authorized.* It shall be the duty of the director or director's designee to take up and take charge of all horses, mules, other Equidae, cattle, sheep, goats and hogs found running at large within the City, and to capture or contract to capture and take such animals to the Animal Control Center or other designated place, there to be impounded and detained for a period in accordance with state law.
- (e) *Redemption of impounded livestock.* The owner shall be responsible for the impoundment and boarding fees in accordance with a fee schedule approved by the Mayor and City Council of the City, as well as any reasonable fees for veterinary care and hauling.
- (f) *Destruction of animals not claimed or sold.* If, at the time of the sale of any livestock under the provisions of state law and this chapter, the owner has not redeemed the same in accord with state law and this chapter, and no purchaser can be found for the animal, the director or director's designee shall cause such animal to be humanely destroyed, and shall deposit the carcass in such place as may be designated for such matter.
- (g) *Unauthorized impoundment and finder's rewards prohibited; exceptions.* It is unlawful for any person, other than a duly appointed and qualified law enforcement officer of the county or any authorized employee of the director, or humane organizations approved by the director to engage in the impounding of animals. The foregoing restriction shall not apply to stray animals temporarily contained or impounded until the animal's owner can be located and notified. No reward shall be given for impounding, and any officer authorized to impound animals detected in offering a reward of any kind whatsoever to any person to impound such animals shall be deemed guilty of an offense.
- (h) *Destruction of sick or injured animals.* When from any cause it may happen that any horse, mule, cow, steer, goat, sheep, dog, cat or other animal within the limits of the City shall be so wounded, maimed or injured as to render its recovery hopeless, then it shall be the duty of the director, or designated Animal Control Officer, to cause it to be humanely destroyed as soon after such injury as possible, and to cause the carcass thereof to be removed to such place as may be set apart for such matter. When the director has cause to humanely destroy any animal under this section, it shall become his duty to at once file a report in writing of such destruction, and such report shall show:
 - (1) A description of the animal destroyed, and the name of the owner thereof if known;
 - (2) The injury which made destruction necessary, and how same was inflicted, and by whom, if known;
 - (3) The names of at least two reliable witnesses, who are conversant with the facts of the injury and the destruction;
 - (4) A description of the injury from a veterinarian, if available.

(Ord. of 4-2-2012(13), § 1(30-101(7)))

State law reference(s)—Livestock running at large, O.C.G.A. § 4-3-1 et seq.; disposal of impounded livestock, O.C.G.A. § 4-3-7.

Sec. 4-91. Keeping of wild animals.

- (a) *Restricted near residential properties; violations and penalties.* It is unlawful within the corporate boundaries of the City for any person to possess, keep, permit, suffer, cause, or allow any wild animal within any residence or within 300 feet of any residence or building used for human habitation. Any person who violates this subsection shall be subject to the general penalty provisions of this chapter. Each day any person possesses, keeps, and permits, suffers, causes or allows any wild animal to be kept day violation of this subsection continues shall be separate offense and, further, the keeping of more than one such wild animal in violation of this subsection shall be a separate offense for each such animal.
- (b) *Authority to enter property and seize animals.* The director or director's designee shall seize all animals found in violation of this section and impound all such animals at the Animal Control Center or other suitable place. The director, ACO, or any law enforcement officer within the county may enter any building to seize an animal which is therein in violation of this section upon the consent of an adult occupant of such building or one having the right of possession of such building, or under a warrant.
- (c) *Redemption of impounded wild animal.* Upon showing to the director or his delegated authority of clear and convincing proof of right of possession of an impounded wild animal, the animal may be redeemed within seven days of the date of impoundment upon payment of the impoundment fee and boarding fee in accordance with a fee schedule approved by the Mayor and City Council, provided that the animal is not infected or believed to be infected with rabies or any other disease and further provided that the person redeeming the animal submits to the director a sworn affidavit setting out the location where the animal will be kept and certifying that he will not permit, suffer, cause, or allow such animal to be within any residence or within 300 feet of any residence.
- (d) *Destruction of unredeemed animals.* If such animal is not redeemed within seven days of the date of initial impoundment, the director shall be authorized to destroy such animals in the most humane manner possible.
- (e) *Vaccination of wild animals.* No person shall vaccinate, or attempt to vaccinate, any wild animal for rabies by the use of live virus vaccine nor shall any person within the City possess, keep, permit, or allow any wild animal that has been vaccinated against rabies with the use of live vaccine.
- (f) *Exceptions for animals kept in zoos or for medical, teaching or research purposes.* The provisions of this section do not apply to animals kept for treatment in a facility operated by a veterinarian licensed in this state, animals kept in publicly owned zoos, and animals used for research for teaching purposes by a medical or veterinary school, licensed hospital or non-profit university or college providing a degree program.

(Ord. of 4-2-2012(13), § 1(30-101(8)))

Sec. 4-92. Aggressive animals.

- (a) *Confinement required; destruction authorized.* The owner of any aggressive animal other than a dangerous dog or vicious dog (addressed in section 4-120) who does not confine such aggressive animal in a building or secure enclosure, or any person who shall release, either willfully or through a failure to exercise due care or control, or take such animal out of such building or secure enclosure in a manner which is likely to cause injury to another person or damage to the property of another person, shall be in violation of this article, and such animal shall be permanently confined by the owner or humanely destroyed.
- (b) *Muzzle required in public places.* It is unlawful for any person to cause, permit, accompany or be responsible for any aggressive animal on the streets or in any other public place, at any time, unless, in addition to the other requirements of this article, such animal is securely muzzled to effectively prevent it from biting any person or other animal.

(Ord. of 4-2-2012(13), § 1(30-101(6)(C)))

Sec. 4-93. Microchip requirement.

Any animal labeled as dangerous, vicious or aggressive under this chapter shall be required to be implanted with a microchip in order to ensure that such animal can be readily identified. Proof that the microchip was implanted must be provided to animal control within 36 hours of the animal being so designated. If proof is not provided within the specified time frame, the animal must be surrendered to animal control within 24 hours.

(Ord. of 4-2-2012(13), § 1(30-101(6)(D)))

Secs. 4-94—4-114. Reserved.

DIVISION 2. DOGS AND CATS

Sec. 4-115. Running at large prohibited; dogs and cats to be under control.

- (a) *Purpose and intent.* It is the intent of this section that all dogs and cats be prevented from leaving, while unattended, the real property limits of their owner, possessor or custodian. It is further the intent of this section that, unless animal control has a signed running at large complaint on file regarding a specific dog or cat, no dog or cat be impounded and no citations be issued under this section unless the dog or cat is observed off the real property limits of the owner, possess or custodian, either by signed complaint by a witness, or by the Animal Control Officer.
- (b) *Duty of owner to prevent violations.* It shall be the duty of every owner of any dog or cat or anyone having a dog or cat in his possession or custody, to ensure that it is under control, so that it cannot wander off of the real property limits of the owner, possessor or custodian. Hunting dogs and farm and cattle dogs shall be deemed under control while on land with the consent of the owner thereof and engaged in normal hunting or farming activity for the particular type of dog involved.

(Ord. of 4-2-2012(13), § 1(30-101(5)(A)))

Sec. 4-116. Prevention and control of feral cats; trapping.

In an effort to prevent development within the City of feral cat colonies and the nuisances associated therewith, the county animal control department provides cat traps at no charge to city citizens requesting such devices. City citizens obtaining cat traps from the county shall use the trap and dispose of any trapped animal strictly in accordance with county animal control regulations.

(Ord. of 4-2-2012(13), § 1(30-101(5)(B)))

Sec. 4-117. Confinement of females in heat.

All female dogs and cats that have not been spayed and are in heat, must be securely confined in such a way that they not only cannot run loose, but also cannot be reached by other dogs or cats.

(Ord. of 4-2-2012(13), § 1(30-101(5)(A)))

State law reference(s)—Permitting dogs in heat to run free prohibited, O.C.G.A. § 4-8-6.

Sec. 4-118. Restraint of dogs; tethering restricted.

- (a) *Type of restraint required.* It is unlawful for any owner, possessor, or custodian of any dog to fail to keep the dog under restraint or control as provided for in this section. Reasonable care and precautions shall be taken to prevent any dog from leaving the real property limits of its owner, possessor or custodian, and to ensure that the dog is security and humanely enclosed within a house, building, fence, pen or other enclosure out of which it cannot climb, dig, jump, or otherwise escape of its own volition.
- (b) *Electronic containment systems permitted.* Secure and humane restraint by an electronic containment system is permitted provided that adequate signage must be placed on the property indicating that the system is in place.
- (c) *Tethering permitted; acceptable methods.* Sick or injured dogs and dogs under six months of age that do weigh less than 20 pounds may not be tethered in the City. For all other dogs, tethering as a means of adequately restraining the dog under this section is permitted provided that the following conditions are met:
 - (1) The dog must be securely and humanely tethered in the immediate presence of a caregiver.
 - (2) There must be adequate food, water and shelter available at all times within the tethering area.
 - (3) The tethering area shall be clear of any debris or obstacles to prevent the tethering line from becoming entangled.
 - (4) The tethering area shall allow for the maximum available exercise area and maximum freedom of movement.
 - (5) The tethering area must be maintained in a sanitary condition and must provide the dog access to adequate dry ground.
 - (6) The tether shall be attached to a stationary object that cannot be moved by the animal and shall terminate at both ends with a swivel.
 - (7) The tether shall be placed to prevent any dog from encroaching upon adjoining property or public rights-of-way, including sidewalks and roads.
 - (8) The tether shall be a minimum of ten feet or three times the length of the dog, as measured from the tip of the nose to the base of the tail, whichever is longer.
 - (9) The tether shall be made of a substance which cannot be chewed by the dog.
 - (10) The tether shall weigh less than ten percent of the weight of the dog being tethered.
 - (11) The dog shall be attached to the tether with a properly fitting buckle-type collar or harness made of nylon or leather; choke, chain, pinch, or prong collars shall not be used to attach a dog to a tether.
 - (12) Pulley systems shall be mounted at least four feet and no more than seven feet above ground level.
 - (13) Only one dog shall be attached to a single tether; if more than one dog is tethered on a property, the tethers shall be located so that the lines cannot become entangled.

(Ord. of 4-2-2012(13), § 1(30-101(5)(B)))

Sec. 4-119. Removal of dog feces from certain areas.

The owner, keeper, walker or person in charge of any dog shall not permit solid fecal matter of such animal to deposit on any street, alley, or other public property, unless such matter is immediately removed therefrom by

the owner or person in charge of the dog. This section shall not apply if the person in control of the dog is visually or physically handicapped.

Sec. 4-120. Dangerous and vicious dogs.

- (a) *State law applicable.* Dangerous dogs and vicious dogs within the City shall be investigated, classified, registered, controlled and possessed in strict accordance with the state Responsible Dog Ownership Law, O.C.G.A. § 4-8-20 et seq., commonly referred to as the state dangerous dog control law. A copy of such statutory provisions is available in the office of the City Clerk in addition to its general availability from multiple web sources.
- (b) *Authority of county animal control board and dog control officers.* The county animal control board is authorized to carry out within the City the duties and responsibilities of animal control boards under O.C.G.A. § 4-8-20 et seq. In addition, the county Animal Control Officers authorized to enforce this chapter are also authorized to act as dog control officers under O.C.G.A. § 4-8-22. Dog control officers shall have authority to investigate complaints arising under this division and to identify dangerous, vicious dogs and aggressive dogs within the City. Such authority to investigate shall include the authority to enter onto public and private property within the City, in the manner permitted by law, for purposes of investigation and periodic inspection.

(Ord. of 4-2-2012(13), § 1(30-101(6)(B)))

Secs. 4-121—4-138. Reserved.

DIVISION 3. RABIES PREVENTION AND CONTROL³

Sec. 4-139. Vaccinations.

- (a) *Required.* All dogs or cats in the City over three months of age will be inoculated annually for rabies with an approved vaccine. All dogs and cats which are brought into the City and which are more than three months of age and which have not been inoculated shall be inoculated within 30 days after their arrival in the City.
- (b) *Certificate of vaccination as evidence.* A certificate of a veterinarian certifying that the vaccine was administered as required by this Code, bearing the date and type of vaccine and the identification of the dog or cat by breed, color, and sex and the vaccination tag number and the name and address of the owner, shall be evidence of such vaccination.

(Ord. of 4-2-2012(13), § 1(30-101(4)))

Sec. 4-140. Duty to report animal bites.

Any person having knowledge of an animal bite is hereby required to report it immediately to the department of animal control.

(Ord. of 4-2-2012(13), § 1(30-101(4)))

³State law reference(s)—Rabies control, O.C.G.A. § 31-19-1; responsibility for control of rabies, O.C.G.A. § 31-19-1.

Sec. 4-141. Confinement of animals who have bitten humans or been exposed to rabies.

- (a) Except as otherwise provided in this section, every animal that has rabies or symptoms thereof, every animal that has been exposed to rabies, and every animal that bites or otherwise attacks any person within the City, except as otherwise provided in this article with regard to dogs and cats, shall be impounded at once and held under observation by the department of animal control for ten calendar days.
- (b) If its owner desires, such animal may be confined for observation in a veterinary hospital or clinic approved by the director at the owner's expense for the same period of time as the animal would be confined for observation at the county's Animal Control Center. Upon request, the director shall approve a veterinary hospital or clinic for such purposes if it is shown that the hospital or clinic is able to properly confine and observe such animals unless there is reason to doubt whether such hospital or clinic will actually do so.

(Ord. of 4-2-2012(13), § 1(30-101(4)))

Sec. 4-142. Confinement of dogs and cats who have attacked or bitten humans.

- (a) Any dog or cat that bites or otherwise attacks any person within the City while the animal is confined on the owner's premises may be quarantined on the owner's premises for a period of ten calendar days immediately following the date such animal has attacked a person if the animal has a current rabies vaccination at the time the attack occurred, provided that the animal is observed by an ACO at the beginning of the quarantine period, and again ten days later.
- (b) The animal shall be examined by a veterinarian at the end of the quarantine period. The veterinarian shall provide the owner with a written report setting out the results of such examination. The report shall be submitted by the owner to the director within three days after the examination has been made.
- (c) Any owner or keeper of an animal that fails to keep the animal confined, fails to have the animal examined by a veterinarian, or fails to provide the animal control department a veterinarian's report of the results of an examination when required to do so under this chapter shall be subject to penalties as provided for violation of this chapter.

(Ord. of 4-2-2012(13), § 1(30-101(4)))

Sec. 4-143. Rabid and potentially rabid animals not to be on public ways; exception.

No animal that has rabies shall be allowed at any time on the streets or public ways of the City. No animal that has been suspected of having rabies shall be allowed at any time on the streets or public ways of the City until such animal has been released from observation by the director or the director's designee.

(Ord. of 4-2-2012(13), § 1(30-101(4)))

Sec. 4-144. Surrender of suspect animals required on demand.

The owner, keeper or person in charge of any animal that has rabies or symptoms thereof, or that has been exposed to rabies, or that has bitten or otherwise attacked any person within the City shall, on demand, turn over such animal to the director or any officer acting as his representative.

(Ord. of 4-2-2012(13), § 1(30-101(4)))

Sec. 4-145. Disposal of rabid animal carcasses.

The body of any animal that has died of rabies shall not be disposed of except as directed by the director.
(Ord. of 4-2-2012(13), § 1(30-101(4)))

COMMERCIAL MAINTENANCE AGREEMENT

THIS AGREEMENT made this _____ day of _____, 20____ by and between _____ (hereinafter called the "Owner"), as party of the first part, and the City of Oxford, a municipal corporation of the State of Georgia (hereinafter called "City"), as party of the second part.

WITNESSETH: That, Whereas Owner has completed construction of water and sanitary sewer infrastructure to be dedicated to the City.

NOW THEREFORE, and in consideration of the mutual covenants and agreements hereinafter contained, and as a condition precedent to the acceptance of the infrastructure, the parties hereto, for themselves, their successors and assigns, do mutually agree as follows:

1.

The Owner hereby warrants to the City that water and sanitary sewer infrastructure, as shown on the As-Built Drawings (11/18/2024) have been laid out and constructed in accordance with the minimum standard requirements of the City in force as of the date of this Agreement and such infrastructure will be maintained and repaired, as required from time to time, for the entire two (2) year warranty period, with said warranty period beginning on the effective date of this agreement.

2.

The Owner agrees that during the warranty period, the Owner will be responsible for all maintenance and repairs to the water and sanitary sewer infrastructure. Non-emergency repairs shall be completed by the Owner within fourteen (14) calendar days of written notification by the City. Emergency repairs, such as water main breaks, sewer spills, inoperable fire hydrants, etc., shall be completed by the Owner within twenty-four (24) hours of written or verbal notification by the City. The Owner will be responsible for all costs relating to non-revenue water and sewer spills. If the Owner does not complete the repairs within the time limits established above, the City will repair or have the repairs completed and submit an invoice to the Owner for reimbursement. If reimbursement isn't received by the City within thirty (30) days, the City will utilize the maintenance bond for reimbursement.

3.

The warranty set forth in Paragraph 1 above shall apply only in such instances of noncompliance with such standard requirements as to which the City shall have given written notice to the Owner on or before the _____ day of _____, said date being one (1) year from the date of the completion of the construction of said water and sanitary sewer systems and the acceptance of said water mains and sanitary sewer systems for the public purposes by the City.

4.

The Owner agrees to furnish to the City a bond or other acceptable security with good and sufficient surety acceptable to the City in the sum of \$62,435.74 representing twenty percent of

the construction cost for the water and sanitary sewer systems shown on the As-Built Drawings, guaranteeing the faithful performance of this Agreement.

5.

Owner hereby agrees to indemnify and hold the City harmless from any and all liability resulting from the Owner's violation of the terms of the warranty and maintenance requirements set forth above. In the event a claim is asserted against the City relating to a violation of the warranty and maintenance requirements set forth above, the City shall promptly notify the Owner, and the Owner shall defend at its own expense any suit based on such claim and pay all judgments, settlements, court costs and attorney fees that may arise out of any and all such suits.

SIGNATURE PAGE ATTACHED TO COMMERCIAL MAINTENANCE AGREEMENT BY
AND BETWEEN _____ AND
THE CITY OF OXFORD, GEORGIA.

IN WITNESS WHEREOF, the parties have hereunto set their hands and seal the day and year first
written.

SIGNED, SEALED AND DELIVERED in the presence of:

_____ OWNER _____

WITNESS _____

_____ By: _____

NOTARY PUBLIC (SEAL)
EXPIRATION DATE

By: _____ (SEAL)

CITY OF OXFORD

By: _____
DAVID S. EADY (SEAL)
CITY OF OXFORD MAYOR

Attest: _____
MARCIA BROOKS (SEAL)
CITY CLERK

Attr: Ivy



Preview Order 0328 - W1B - 4x4 Pro SuperCrew: [Order Summary](#) Time of Preview: 03/28/2025 14:48:24 Receipt: NA

Dealership Name: Covington Ford, Inc.

Sales Code : F21462

Dealer Rep.	Wesley Crowe	Type	Fleet	Vehicle Line	F-150	Order Code	0328
Customer Name	City of oxfor	Priority Code	G2	Model Year	2025	Price Level	555

DESCRIPTION	MSRP	DESCRIPTION	MSRP
F150 4X4 SUPERCREW PRO - 145	\$47780	8350# GVWR PACKAGE	\$0
145 INCH WHEELBASE	\$0	FLEET EV NET INVOICE CREDIT	\$0
TOTAL BASE VEHICLE	\$47780	JOB #2 ORDER	\$0
OXFORD WHITE	\$0	18" SPARE WHEEL AND TIRE	\$175
VINYL BUCKETS SEATS	\$0	18" ALLOY GLOSS BLACK WHEELS	\$0
MEDIUM DARK SLATE	\$0	SPECIAL DEALER ACCOUNT ADJUSTM	\$0
EQUIPMENT GROUP 110A	\$0	SPECIAL FLEET ACCOUNT CREDIT	\$0
.PRO SERIES	\$0	FUEL CHARGE	\$0
.ZERO EMISSIONS VEHICLE	\$0	NET INVOICE FLEET OPTION (B4A)	\$0
98KWH STD BAT	\$0	PRICED DORA	\$0
SINGLE-SPEED TRANSMISSION	\$0	ADVERTISING ASSESSMENT	\$0
275/65R18 BSW ALL-TERRAIN TIRE	\$0	DESTINATION & DELIVERY	\$2195
ELECTRIC DRIVE REGULAR AXLE	\$0		
			MSRP
TOTAL BASE AND OPTIONS			\$50150
DISCOUNTS			NA
TOTAL			\$50150

ORDERING FIN: QG948 END USER FIN: QG948

Customer Name:
Customer Address:

Customer Email:

Customer Phone:

Customer Signature

Date _____

This order has not been submitted to the order bank.

This is not an invoice.

\$44,656

The price for Oxford for a Ford F-150 Lightning is \$44,656. - B.A.

City Manager Update Notes – April 17, 2025

- 1) East Coast Grading has completed all of the roads associated with the GDOT Local Maintenance Improvement Grant (LMIG) and is working through our pavement plan for this year. Jody did a great job working with a contractor to get a new stormwater pipe installed at W. Wade and Haygood Street (see photo below) before the paving will be completed in that area. Staff have been satisfied with their work and responsiveness. Please note, where applicable thermoplastic striping and stop bars will be laid down once the paving is completed.



- 2) Oxford had submitted a letter to GDOT for the Dried Indian Creek Trail project to be renamed to Catova Creek. GDOT then requested we send the request to Congressman Hank Johnson's Office, so staff have been working with Rep. Johnson's Chief of Staff on this issue. They have now submitted a request to GDOT for the project to be referred to as Catova Creek Trail as part of the GDOT project.
- 3) Keck & Wood is still waiting for the approval of the permit for Phase 2 of the sidewalk project. I signed the standard indemnification agreement on April 17 for this project and GDOT has approved the lighting plan and is reloading all the revised and approved plans

into the GDOT Georgia Permit Application System (GPAS) so the permit should be issued very soon.

- 4) The streetlighting for Whatcoat Street has been ordered.
- 5) Mr. Robert Jordan is finishing up the exhibit drawings for the group of ROW encroachments and these will be paired with an encroachment notice to be sent out to the appropriate property owners.
- 6) The CDBG application for the water line improvements has been submitted and accepted as complete on April 16th.
- 7) I am working on a Congressional Funding Earmark with Rep. David Scott's Office for the Haygood Water Line Project.
- 8) We are working with Newton County Administration and Public Works on routing the W. Wade Street Trail onto their property at the Old Cousins School, which is going to be home to the new RL Cousins Community Center. Please see the attached trail route and community center plans. This building is under construction now.

TRAIL 2 | COUSINS MIDDLE SCHOOL TO W WADE STREET



0 40 80 160 320
Scale: 1" = 80'

Key



Proposed Multi-Use Trail



Trailhead



Crosswalk with Signage



Multi-Use Trail


Proposed Trail Extensions | Open House

City of Oxford, Georgia
February 26th, 2025



AtkinsRealis





R.L. Cousins Community Center





R.L. Cousins Community Center





R.L. Cousins Community Center

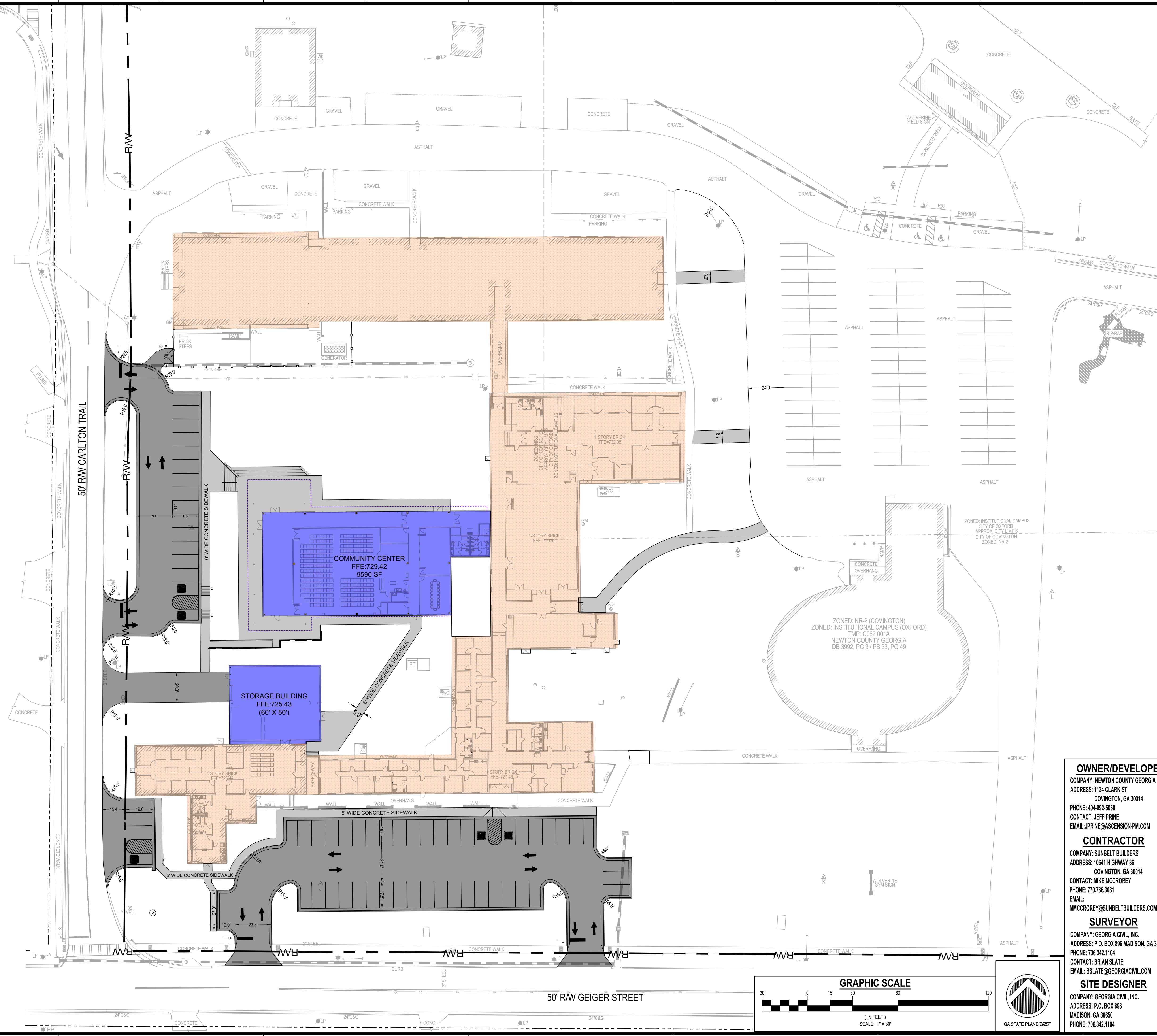


R.L. COUSINS COMMUNITY CENTER

8134 GEIGER ST. NW
COVINGTON, GA 30014
ZONING: NR-2 NEIGHBORHOOD RESIDENTIAL 2 DISTRICT

DRAWING DATE:	5/13/2024
DRAWN BY:	MCS
CHECKED BY:	JPB
REVISIONS	
DATE:	DESCRIPTION:
© Copyright 2024 georgia civil, inc.	
This document and its reproduction are the property of Georgia Civil, Inc. and may not be reproduced, published, or used in whole or in part without the written consent of Georgia Civil, Inc.	
Sheet Title	

LAYOUT & STAKING
PLAN



OWNER/DEVELOPER
COMPANY: NEWTON COUNTY GEORGIA
ADDRESS: 1124 CLARK ST
COVINGTON, GA 30014
PHONE: 404-992-5050
CONTACT: JEFF PRINE
EMAIL: JPRINE@ASCENSION-PM.COM

CONTRACTOR
COMPANY: SUNBELT BUILDERS
ADDRESS: 10641 HIGHWAY 36
COVINGTON, GA 30014
CONTACT: MIKE MCCROREY
PHONE: 770.786.3031
EMAIL: MMCCROREY@SUNBELTBUILDERS.COM

SURVEYOR
COMPANY: GEORGIA CIVIL, INC.
ADDRESS: P.O. BOX 896 MADISON, GA 30650
PHONE: 706.342.1104
CONTACT: BRIAN SLATE
EMAIL: BSLATE@GEORGIA-CIVIL.COM

SITE DESIGNER
COMPANY: GEORGIA CIVIL, INC.
ADDRESS: P.O. BOX 896
MADISON, GA 30650
PHONE: 706.342.1104

WING D
KEEP NEWTON BEAUTIFUL, DRIVERS LICENSE DEPT.
NO WORK IN THIS WING

**R. L. COUSINS
COMMUNITY CENTER
9384 S.F.**

This architectural floor plan illustrates the layout of the R. L. Cousins Community Center, which spans 9,384 square feet. The plan is divided into several functional areas. A large, central hall is furnished with numerous small tables and chairs, suggesting a space for community gatherings or meals. To the right of this hall is a kitchen area equipped with various appliances and storage. Below the main hall, there is a large, open space that appears to be a lounge or activity area, featuring a few larger tables and chairs. The bottom section of the plan shows a series of smaller rooms, likely for individual activities or storage. The entire facility is enclosed by a perimeter wall with several doors providing access to the outside. The drawing uses solid lines for walls and furniture, and dashed lines for optional or alternative configurations.

[illegible]

PARTIAL WING B

1" = 20'-0"



Architecture

2118 Rosser Place Stone Mountain, GA. 30087

Phone: 770 491 9250


Email: mikes@betadesigngroup.com

10841 HWY 8 COVINGTON GA 0014 770 788 0 1 770 788 048

0134 GEIGEN SINEEL, N.W.
COVINGTON, GEORGIA

Project No.:	2023012
Drawn Date:	05/13/24
Drawn Revision:	
Drawn By:	B.D.G.
Checked By:	E.M.S.
File Name:	2023012 A-1.2

Sheet No.:
A-1.2



© BETA DESIGN GROUP, INC. 2024 This drawing may be utilized only for the purpose of constructing or installing the work shown thereon at the site of the work specified. Any other use of this drawing, including without limitation any reproduction or alteration of this drawing, without the prior written approval of Beta Design Group, Inc. is prohibited.

Project: **R. L. COUSINS COMMUNITY CENTER**
NEWTON CO. BOC RFP #24-04
8134 GEIGER STREET, N.W.
COVINGTON, GEORGIA

Client: **SUNBEL** TM

Beta Design Group, Inc.

Architecture

2118 Rosser Place Stone Mountain, GA. 30087
Phone: 770 491 9250
Email: mikes@betadesigngroup.com





Architecture

2118 Rosser Place Stone Mountain, GA. 30087
Phone: 770 491 9250
Email: mikes@betadesigngroup.com

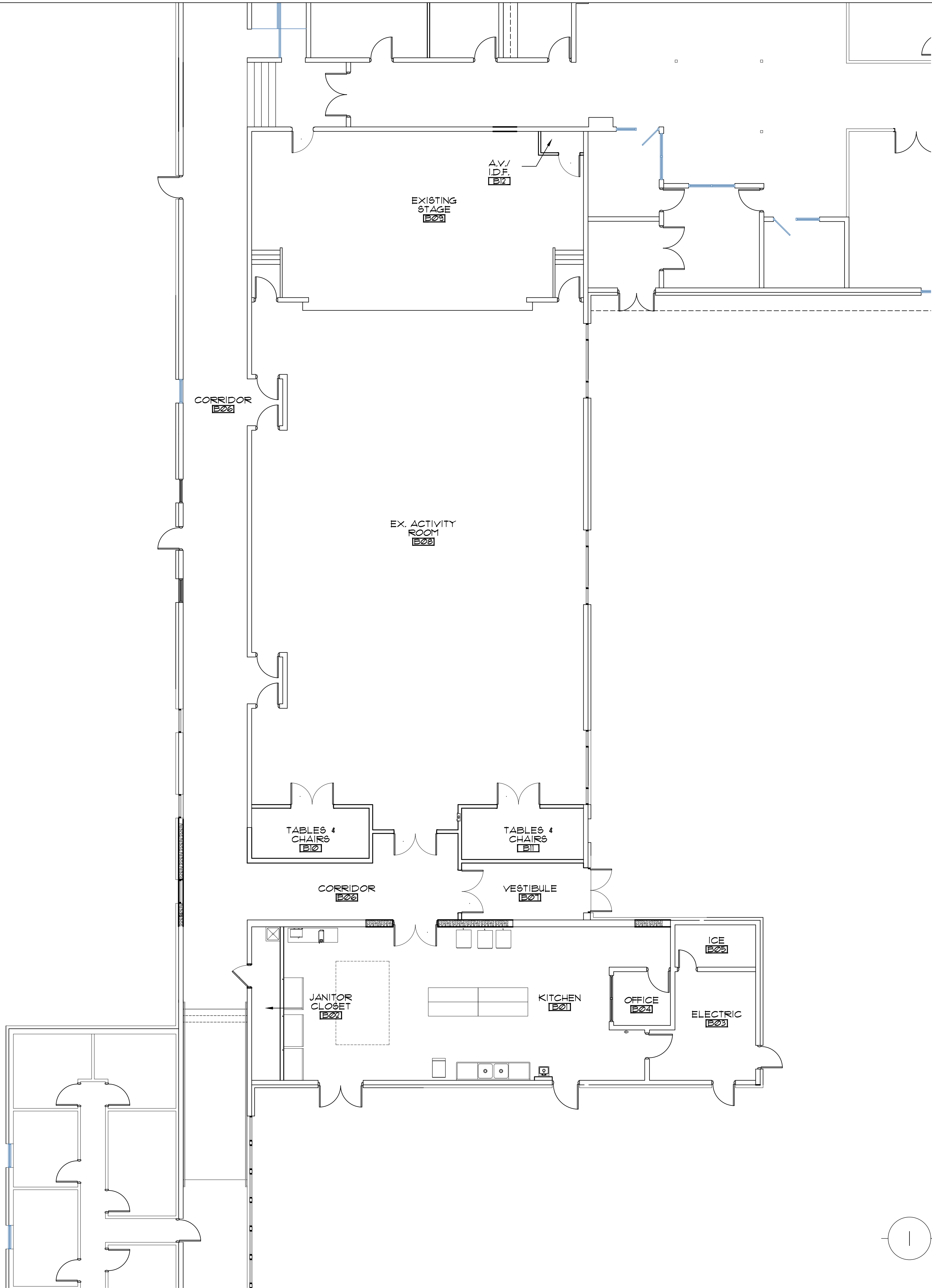
10841 HWY 8 COVINGTON GA 0014 770 788 0 1 770 788 048

8134 GEIGER STREET, N.W.
COVINGTON, GEORGIA


Project No.: 2023012
 Drwg. Date: 05/13/24
 Drwg. Revision:
 Drawn By: B.D.G.
 Checked By: E.M.S.
 File Name: 2023012A-1.1

Sheet No.:
A-1.1.3

A-1.1.3



1 ENLARGED FLOOR PLAN
1/8" = 1'-0"



phase one, for construction

© BETA DESIGN GROUP, INC. 2024

This drawing may be utilized only for the purpose of constructing or installing the work shown herein at the site of the work specified. Any other use of this drawing, including without limitation any reproduction or alteration of this drawing, without the prior written approval of Beta Design Group, Inc. is prohibited.

Project No.: 2023012

Drwg. Date: 05/13/24

Drwg. Revision:

Drawn By: B.D.G.

Checked By: E.M.S.

File Name: 2023012A-1.2.3

Sheet Title:

ENLARGED FLOOR PLAN

Sheet No.:

A-1.2.3

STATE OF GEORGIA

E. Michael Shockey

REGISTERED ARCHITECT

047817024

Beta Design Group, Inc.

Architecture

2118 Rosser Place

Stone Mountain, GA. 30087

Phone: 770.491.9250

Email: mikes@betadesigngroup.com

Client:

R. L. COUSINS COMMUNITY CENTER

NEWTON CO. BOC RFP #24-04

8134 GEIGER STREET, N.W.

COVINGTON, GEORGIA

Project:

R. L. COUSINS COMMUNITY CENTER

NEWTON CO. BOC RFP #24-04

8134 GEIGER STREET, N.W.

COVINGTON, GEORGIA

Issue Date:

Initial Drwg.

Revision Description:

10641 HWY 8 COVINGTON GA 0014 1770788 0 1 770 788 048

STATE OF GEORGIA

E. Michael Shockey

REGISTERED ARCHITECT

047817024

Beta Design Group, Inc.

Architecture

2118 Rosser Place

Stone Mountain, GA. 30087

Phone: 770.491.9250

Email: mikes@betadesigngroup.com

Client:

R. L. COUSINS COMMUNITY CENTER

NEWTON CO. BOC RFP #24-04

8134 GEIGER STREET, N.W.

COVINGTON, GEORGIA

Project:

R. L. COUSINS COMMUNITY CENTER

NEWTON CO. BOC RFP #24-04

8134 GEIGER STREET, N.W.

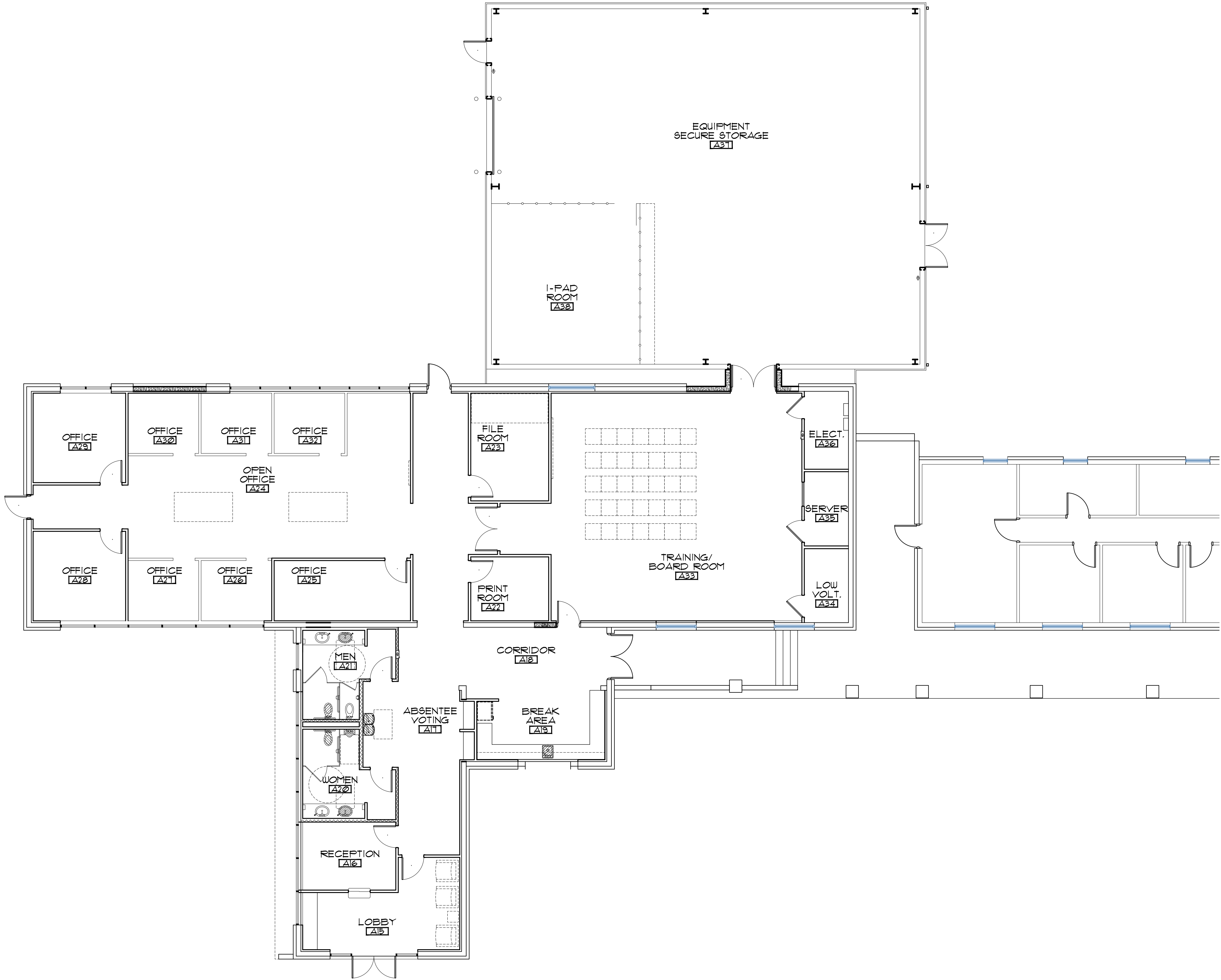
COVINGTON, GEORGIA

Issue Date:


Initial Drwg.

Revision Description:

10641 HWY 8 COVINGTON GA 0014 1770788 0 1 770 788 048



1/8" = 1'-0" ENLARGED FLOOR PLAN



phase one, for construction

© BETA DESIGN GROUP, INC. 2024. This drawing may be utilized only for the purpose of constructing or installing the work shown herein at the site of the work specified. Any other use of this drawing, including without limitation any reproduction or alteration of this drawing, without the prior written approval of Beta Design Group, Inc. is prohibited.

Issue	Date	Initial	Drawg.	Revision	Description

Project No.: 2023012
Drwg. Date: 05/13/24
Drwg. Revision:
Drawn By: B.D.G.
Checked By: E.M.S.
File Name: 2023012A-1.2.2

Sheet Title:
**ENLARGED
FLOOR PLAN**

Sheet No.:
A-1.2.2

Project:
R. L. COUSINS COMMUNITY CENTER
NEWTON CO. BOC RFP #24-04
8134 GEIGER STREET, N.W.
COVINGTON, GEORGIA

Client:
SUNBELT
BUILDERS™
10641 HWY 8 COVINGTON GA 0014 1770788 0 1 770788 048

Beta Design Group, Inc.
Architecture
2118 Rosser Place
Stone Mountain, GA 30087
Phone: 770 491 9250
Email: mikes@betadesigngroup.com

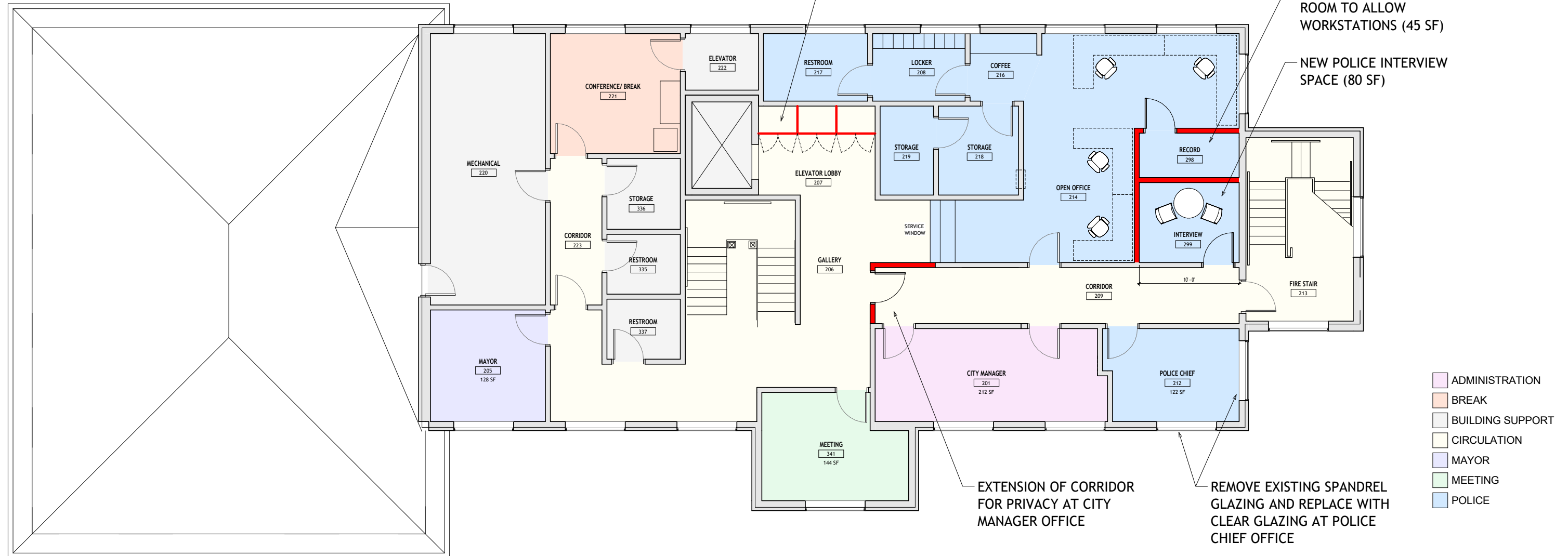




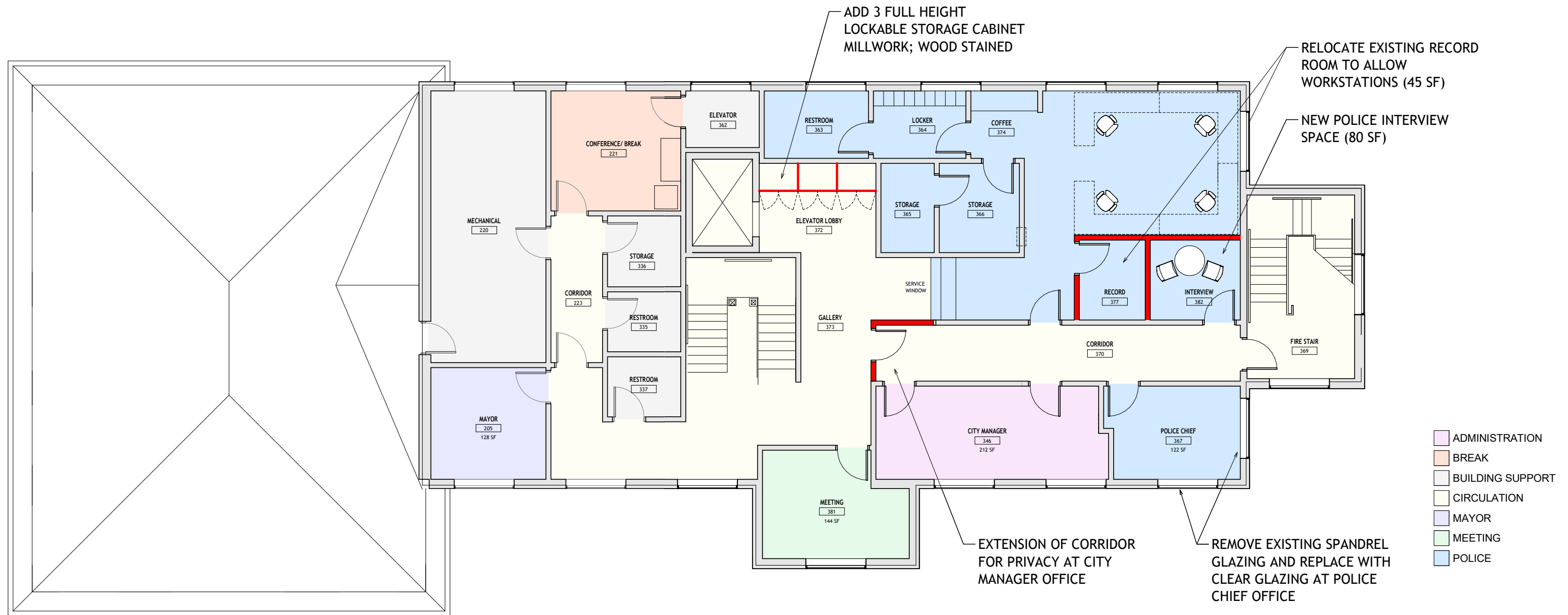
ADD 3 FULL HEIGHT
LOCKABLE STORAGE CABINET
MILLWORK; WOOD STAINED

RELOCATE EXISTING RECORD
ROOM TO ALLOW
WORKSTATIONS (45 SF)

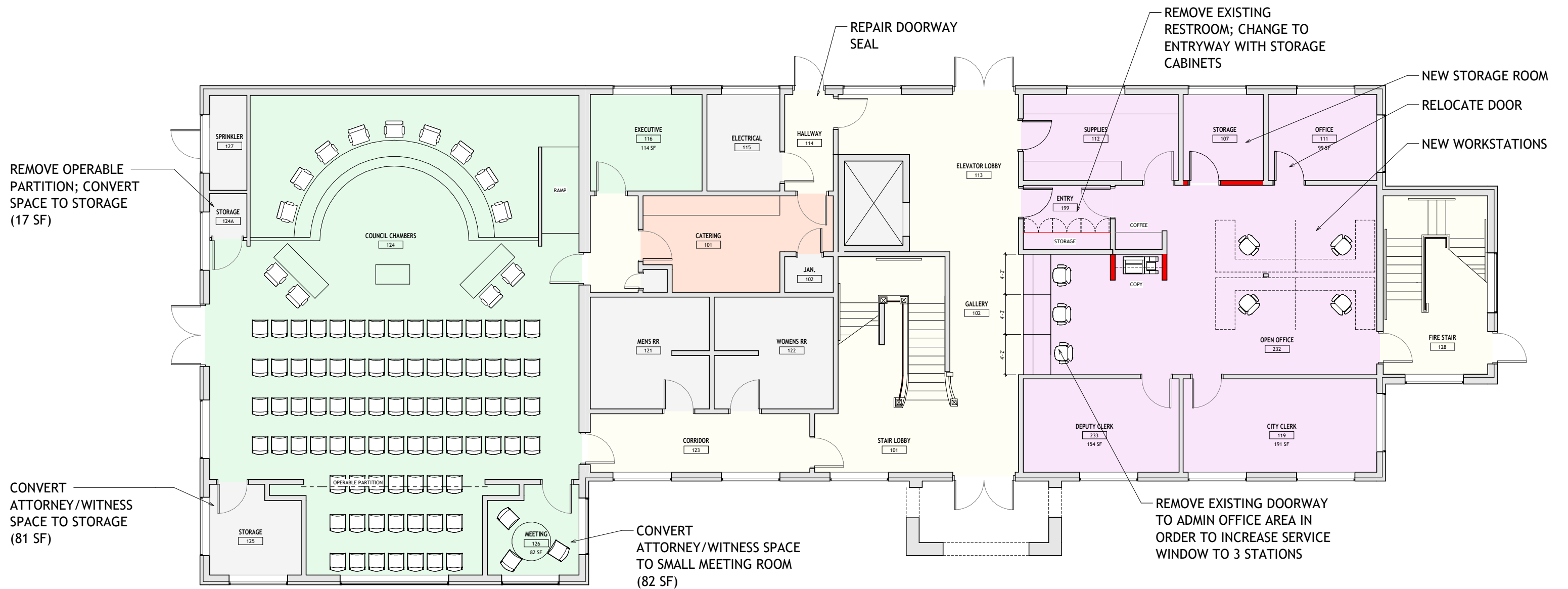
NEW POLICE INTERVIEW
SPACE (80 SF)



OXFORD CITY HALL
SECOND FLOOR PLAN - OPTION 1



**OXFORD CITY HALL
SECOND FLOOR PLAN - OPTION 2**



OXFORD CITY HALL
FIRST FLOOR PLAN